

Applied filters:

CPC: VCC: Acute Care Skills Home Support/Resident Care Attendant;

Cohort	61
Respondents	34
Response Rate	56%

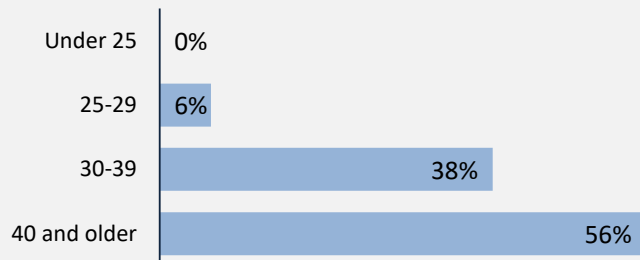
Description of Survey Respondents

Demographics

Gender



Age at the Time of the Survey



Aboriginal Identity

0%

Based on domestic students only.

Median Age

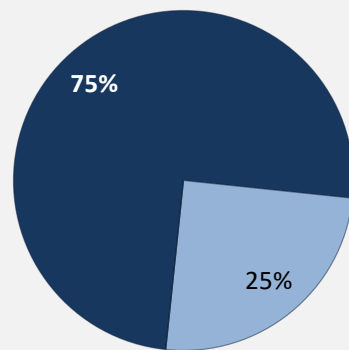
44

Further Education

12%

took further studies after graduating from their program
n = 4

Further Studies Related to Program



Very related Somewhat related
 Not very related Not at all related

Of those who took further studies at a different institution:

100%

expected transfer credit
n = 1

Of those who expected transfer credit:

100%

Received transfer credit

100%

were very satisfied or satisfied with their transfer experience

100%

of those who had taken further studies said their program prepared them well

9%

of respondents were currently studying

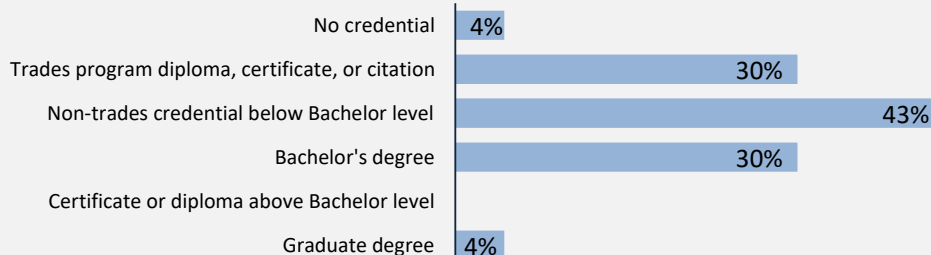
Past Education

82%

of respondents had taken previous post-secondary education

n = 27

Respondents were asked if they took ABE or ESL courses during or prior to their studies



Credentials are based on those who had taken previous post-secondary education. Respondents could report more than one type of post-secondary credential.

Adult Basic Education

9%

English as a Second Language

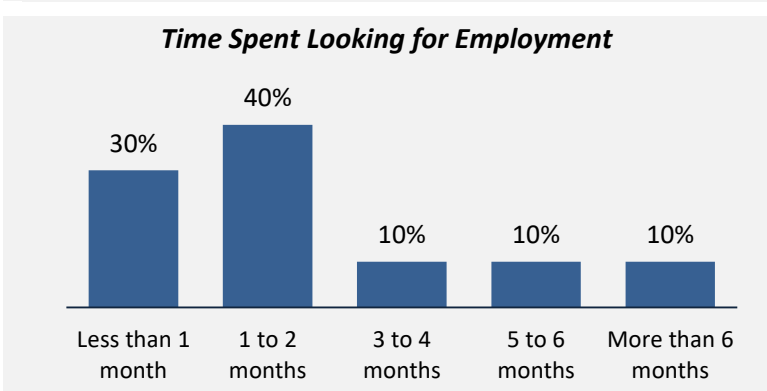
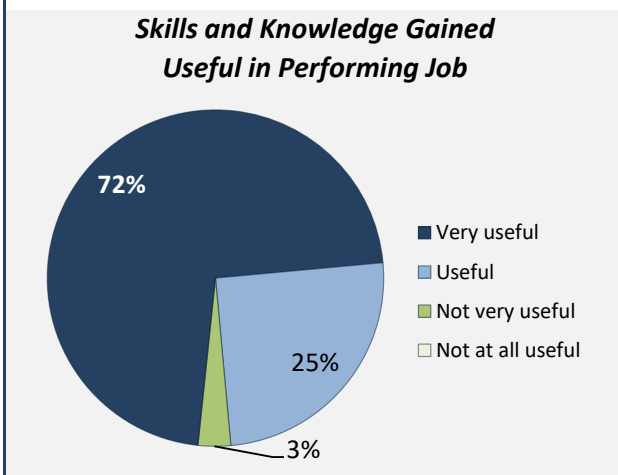
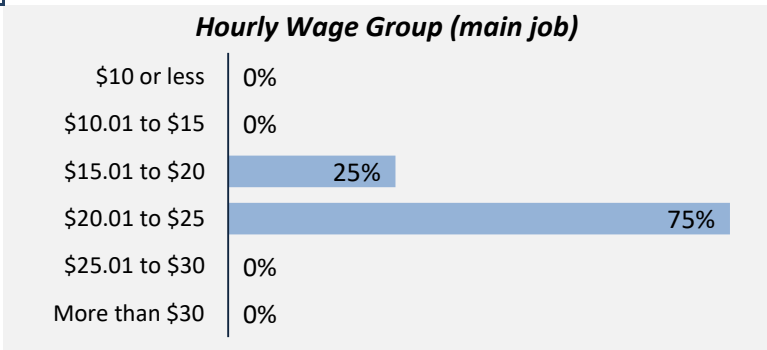
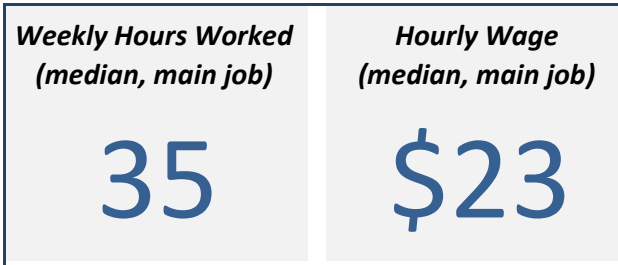
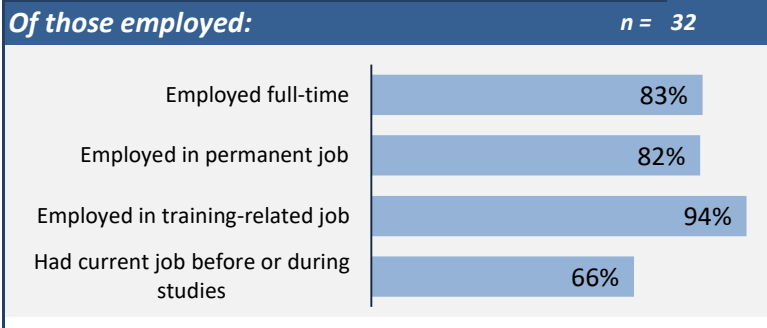
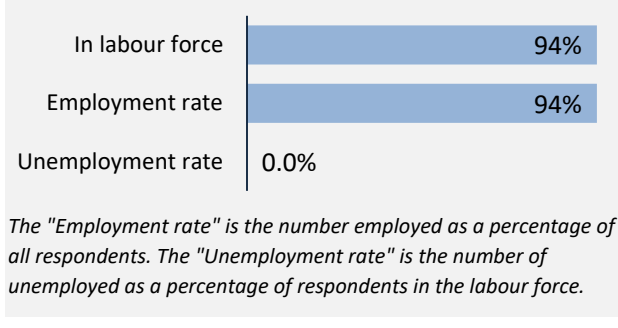
21%

Applied filters:

CPC: VCC: Acute Care Skills Home Support/Resident Care Attendant;

Cohort	61
Respondents	34
Response Rate	56%

Employment Outcomes



Top Occupations (4-digit NOC)

	# Employed	% of those employed
3413: Nurse aides, orderlies and patient service associates	25	78%
4412: Home support workers, housekeepers and related occupations	3	9%
4212: Social and community service workers	3	9%
6211: Retail sales supervisors	1	3%
Total of top occupations	32	100%
Total employed	32	

Applied filters:

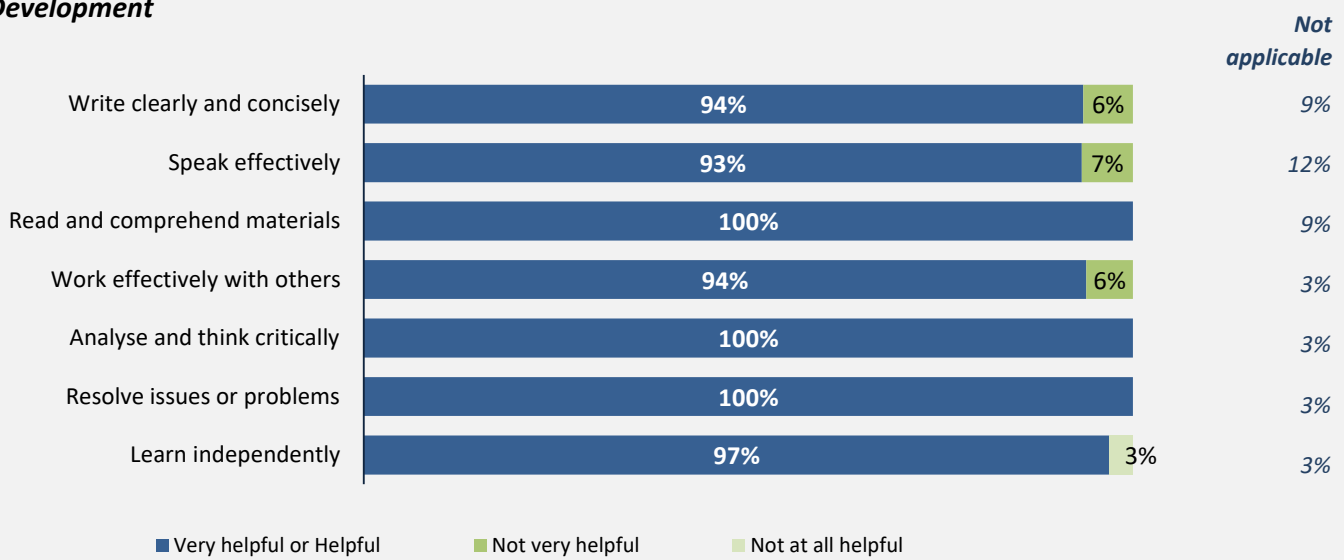
CPC: VCC: Acute Care Skills Home Support/Resident Care Attendant;

Cohort	61
Respondents	34
Response Rate	56%

Skill Development and Post-Secondary Experience

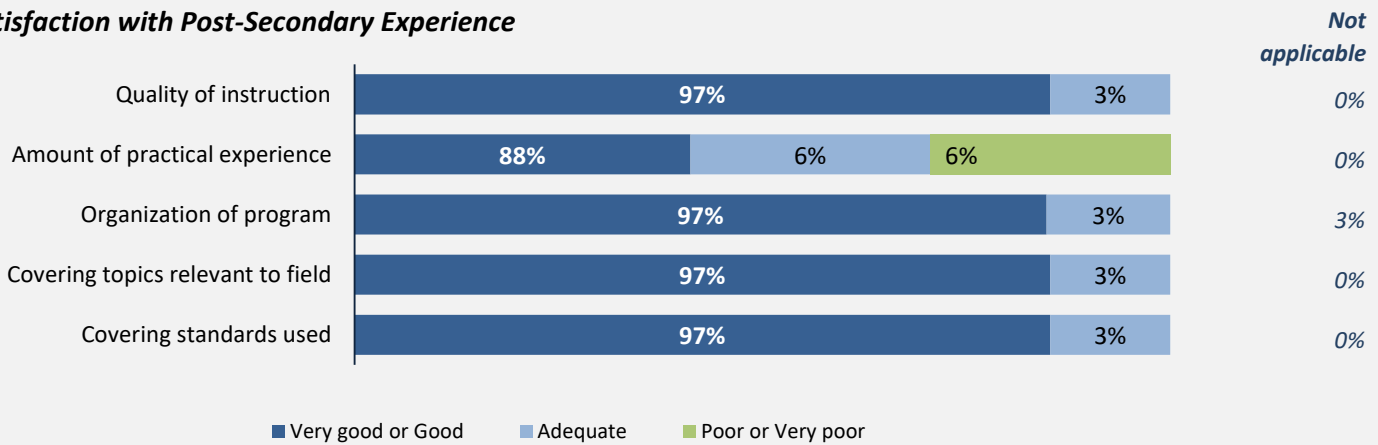
100% said they were very satisfied or satisfied with the education they received.

Skill Development



Percentages are based on those who gave a valid rating, excluding those who said Not applicable.

Satisfaction with Post-Secondary Experience



Percentages are based on those who gave a valid rating, excluding those who said Not applicable.