

# Summary of Survey Results: 2019-2023

Trades Training Type:  
*Progressive apprenticeship, Traditional apprenticeship, Trades foundation, and Trades-related vocational programs*

**Applied filters:**

CPC: VCC: Automotive Service Technology;

Cohort	201
Respondents	85
Response Rate	42%

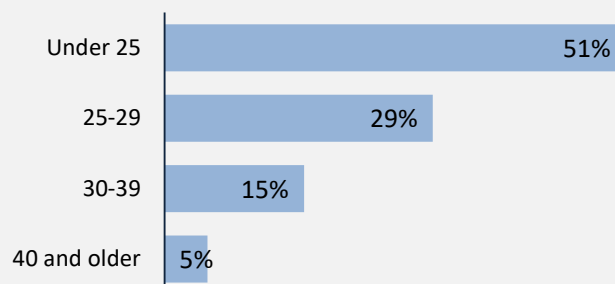
## Description of Survey Respondents

### Demographics

#### Gender



#### Age at the Time of the Survey



#### Aboriginal Identity

0%

*Based on domestic students only*

#### Median Age

24

### About the Respondents

56%

*relocated from their hometown to attend program*


1%

*took **Adult Basic Education** courses during or prior to their trades training program*

16%

*took **English as a Second Language** courses during or prior to their trades training program*

### Region respondents were living in at the time of the survey



# Summary of Survey Results: 2019-2023

Trades Training Type:

*Progressive apprenticeship, Traditional apprenticeship, Trades foundation, and Trades-related vocational programs*

**Applied filters:**

CPC: VCC: Automotive Service Technology;

<b>Cohort</b>	<b>201</b>
<b>Respondents</b>	<b>85</b>
<b>Response Rate</b>	<b>42%</b>

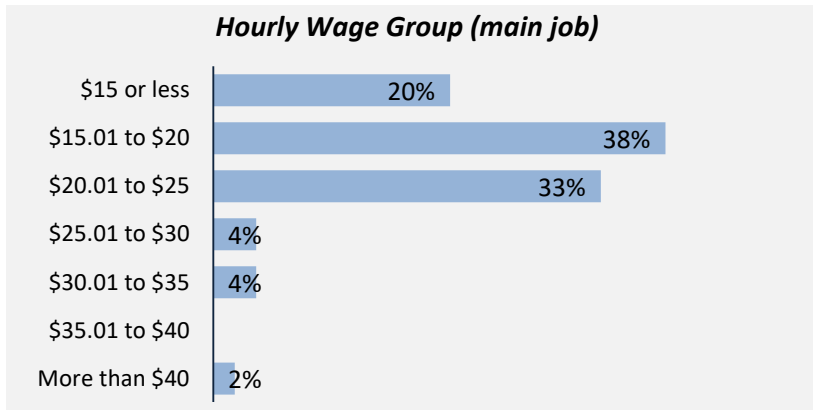
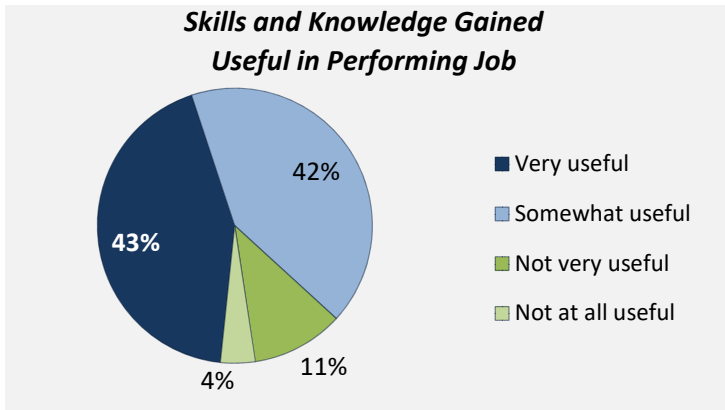
## Employment Outcomes

<p><b>In the labour force</b></p> <p><b>95%</b></p>	<p><b>Employment rate</b></p> <p><b>93%</b></p>	<p><b>Unemployment rate</b></p> <p><b>1.3%</b></p>
---	---	--

The "Employment rate" is the number employed as a percentage of all respondents.  
 The "Unemployment rate" is the number of unemployed as a percentage of respondents in the labour force.

### Of those employed: n = 75

<table border="0"> <tr> <td>Employed full-time</td> <td style="text-align: right;">97%</td> </tr> <tr> <td>Employed in training-related job</td> <td style="text-align: right;">76%</td> </tr> <tr> <td>Employed in permanent position</td> <td style="text-align: right;">90%</td> </tr> </table>	Employed full-time	97%	Employed in training-related job	76%	Employed in permanent position	90%	<p><b>Hourly Wage</b> (median, main job)</p> <p><b>\$20</b></p>	<p><b>Hours Worked</b> (median, main job)</p> <p><b>40</b></p>
Employed full-time	97%							
Employed in training-related job	76%							
Employed in permanent position	90%							



Top Occupations (4-digit NOC)	# employed	% of those employed
7321: Automotive service technicians, truck and bus mechanics and mechanical repairers	37	49%
6211: Retail sales supervisors	6	8%
7535: Other automotive mechanical installers and servicers	4	5%
XXXX: Unclassified occupations	3	4%
0621: Retail and wholesale trade managers	3	4%
7294: Painters and decorators (except interior decorators)	2	3%
6311: Food service supervisors	2	3%
1221: Administrative officers	2	3%
7322: Motor vehicle body repairers	1	1%
1114: Other financial officers	1	1%
<b>Total of top occupations</b>	<b>61</b>	<b>81%</b>
<b>Total employed</b>	<b>75</b>	

# Summary of Survey Results: 2019-2023

Trades Training Type:

*Progressive apprenticeship, Traditional apprenticeship, Trades foundation, and Trades-related vocational programs*

**Applied filters:**

CPC: VCC: Automotive Service Technology;

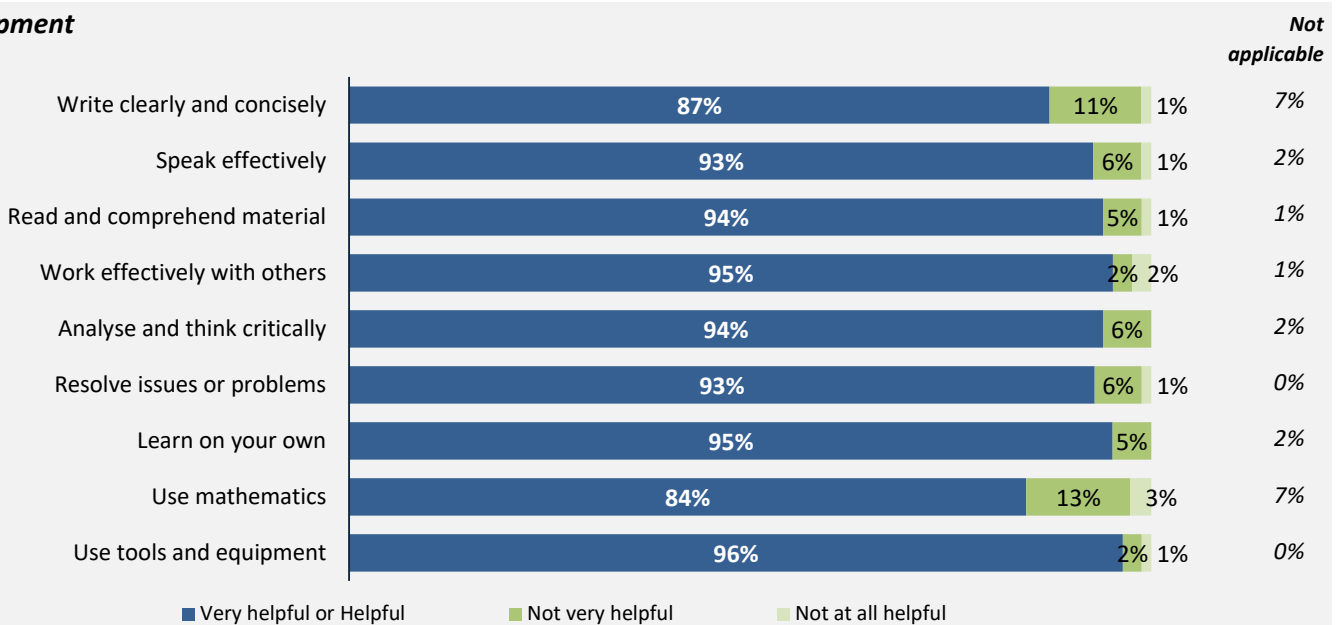
<b>Cohort</b>	<b>201</b>
<b>Respondents</b>	<b>85</b>
<b>Response Rate</b>	<b>42%</b>

## Skill Development and Post-Secondary Experience

# 88%

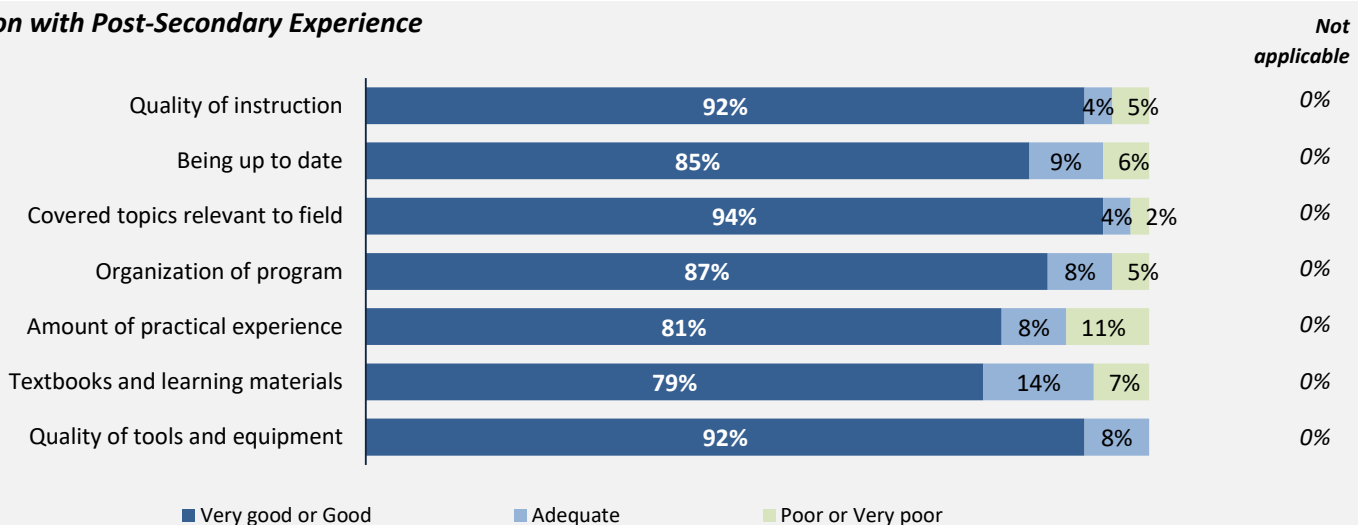
said they were very satisfied or satisfied with the education they received.

### Skill Development



Percentages are based on those who gave a valid rating, excluding those who said not applicable.

### Satisfaction with Post-Secondary Experience



Percentages are based on those who gave a valid rating, excluding those who said not applicable.

# Summary of Survey Results: 2019-2023

Trades Training Type:

Trades foundation, Trades-related vocational programs

**Applied filters:**

CPC: VCC: Automotive Service Technology;

Cohort	201
Respondents	85
Response Rate	42%

## Trades foundation & Trades-related vocational programs

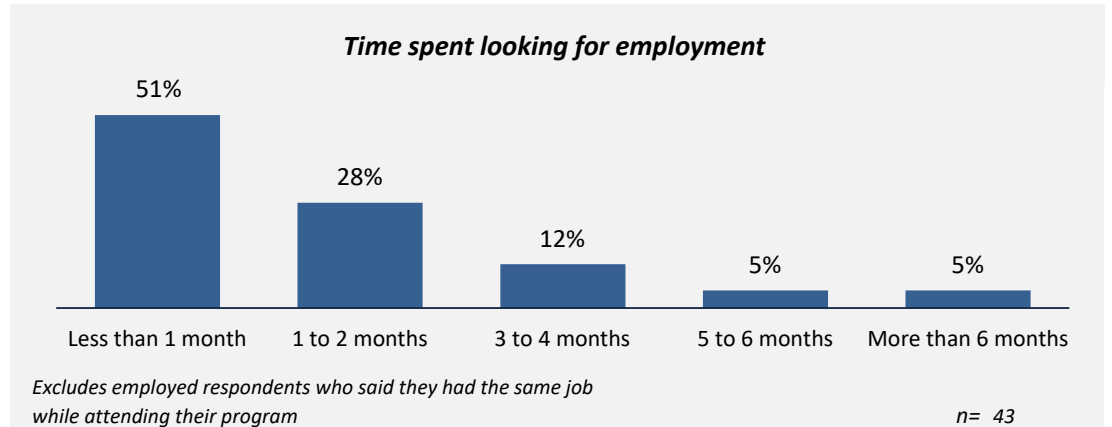
### Employment After Leaving School

**34%**

had the same job before or while they were attending school

**82%**

said their education was useful in getting their job



### Other Education

Trades-related vocational respondents only, results are shown for the education they took before and after their program.

—

took further studies after completing their program

n = -

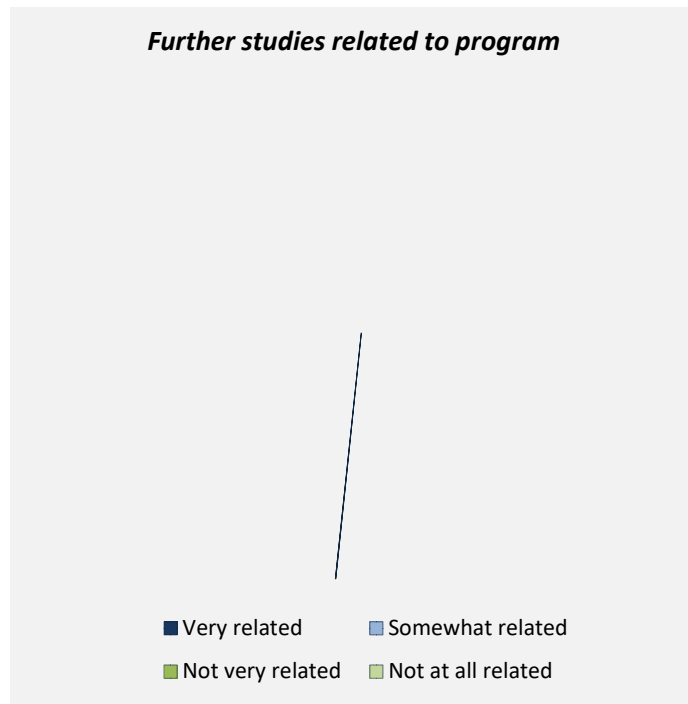
—

of those who had taken further studies said their program prepared them well

—

of respondents were currently studying

n = -



**Of those who took further studies at a different institution:**

—

expected transfer credit

n = -

**Of those who expected transfer credit:**

—

received transfer credit

—

were very satisfied or satisfied with their transfer experience

# Summary of Survey Results: 2019-2023

Trades Training Type:

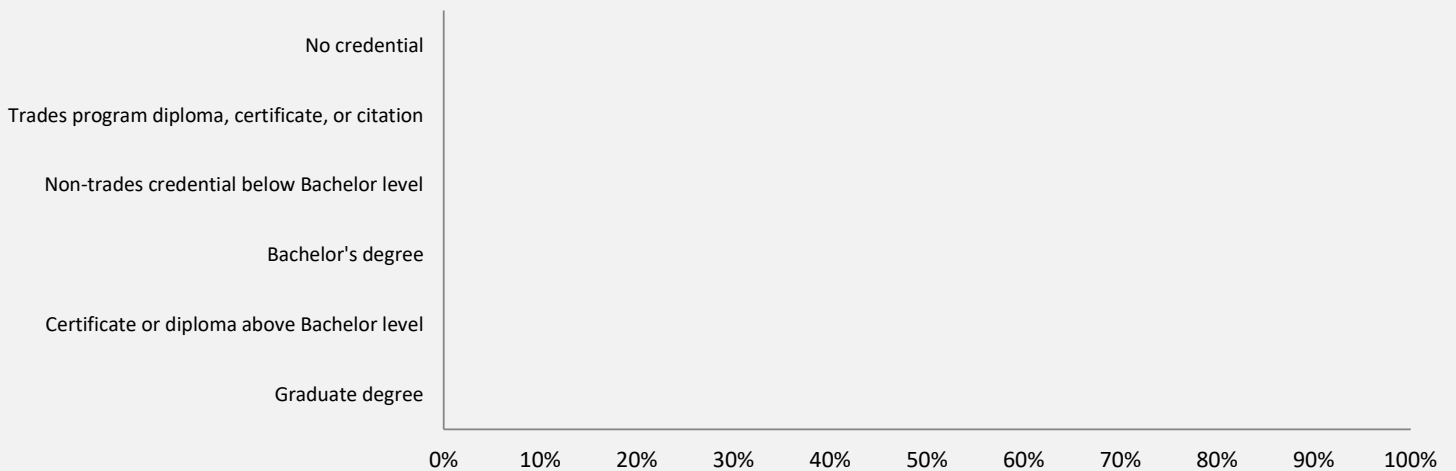
Trades foundation, Trades-related vocational programs

**Applied filters:**

CPC: VCC: Automotive Service Technology;

Cohort	201
Respondents	85
Response Rate	42%

**had taken previous post-secondary education** n = -



Based on those who had taken previous post-secondary education.  
Respondents could report more than one type of post-secondary credential.

**Transition to Apprenticeship** n = 81  
The following results are for Trades foundation respondents only.

**74%**

of Trades foundation respondents tried to get employment as an apprentice after they left their program

**85%**

of those who tried to get employment as an apprentice were successful

**Program prepared them for their apprenticeship training**

- Very well
- Well
- Adequately
- Poorly
- Very poorly

