

Summary of Survey Results: 2019-2023

Trades Training Type:

Progressive apprenticeship, Traditional apprenticeship, Trades foundation, and Trades-related vocational programs

Applied filters:

CPC: VCC: Baking Foundation;

Cohort	73
Respondents	41
Response Rate	56%


Description of Survey Respondents

Demographics

Gender



Age at the Time of the Survey



Aboriginal Identity

10%

Based on domestic students only

Median Age

19

About the Respondents

3%

relocated from their hometown to attend program


0%

*took **Adult Basic Education** courses during or prior to their trades training program*

2%

*took **English as a Second Language** courses during or prior to their trades training program*

Region respondents were living in at the time of the survey



Summary of Survey Results: 2019-2023

Trades Training Type:

Progressive apprenticeship, Traditional apprenticeship, Trades foundation, and Trades-related vocational programs

Applied filters:

CPC: VCC: Baking Foundation;

Cohort	73
Respondents	41
Response Rate	56%

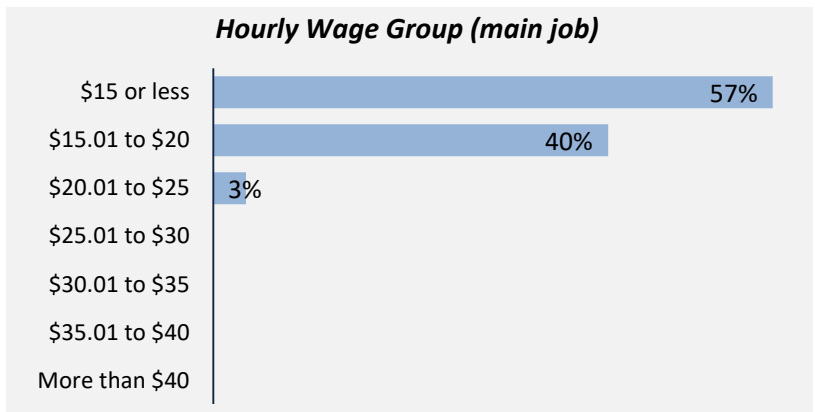
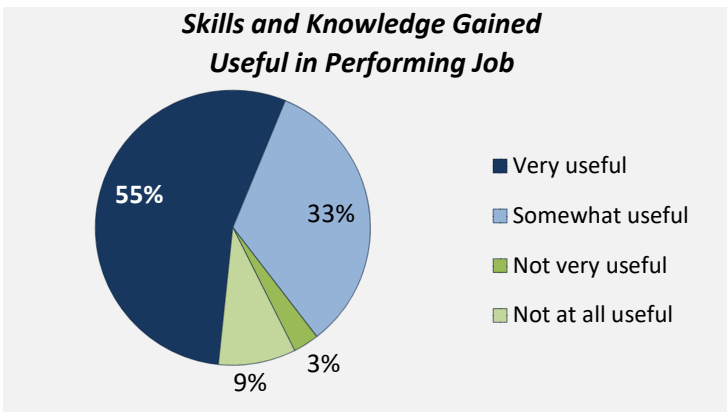
Employment Outcomes

<p>In the labour force</p> <p>90%</p>	<p>Employment rate</p> <p>80%</p>	<p>Unemployment rate</p> <p>8.3%</p>
---	---	--

The "Employment rate" is the number employed as a percentage of all respondents.
 The "Unemployment rate" is the number of unemployed as a percentage of respondents in the labour force.

Of those employed: n = 33

<table border="1"> <tr> <td>Employed full-time</td> <td>63%</td> </tr> <tr> <td>Employed in training-related job</td> <td>79%</td> </tr> <tr> <td>Employed in permanent position</td> <td>89%</td> </tr> </table>	Employed full-time	63%	Employed in training-related job	79%	Employed in permanent position	89%	<p>Hourly Wage (median, main job)</p> <p>\$15</p>	<p>Hours Worked (median, main job)</p> <p>31</p>
Employed full-time	63%							
Employed in training-related job	79%							
Employed in permanent position	89%							



Top Occupations (4-digit NOC)	# employed	% of those employed
6332: Bakers	16	48%
6322: Cooks	4	12%
6711: Food counter attendants, kitchen helpers and related support occupations	4	12%
XXXX: Unclassified occupations	1	3%
1414: Receptionists	1	3%
1521: Shippers and receivers	1	3%
6311: Food service supervisors	1	3%
6563: Pet groomers and animal care workers	1	3%
2263: Inspectors in public and environmental health and occupational health and safety	1	3%
6622: Store shelf stockers, clerks and order fillers	1	3%
Total of top occupations	31	94%
Total employed	33	

Summary of Survey Results: 2019-2023

Trades Training Type:

Progressive apprenticeship, Traditional apprenticeship, Trades foundation, and Trades-related vocational programs

Applied filters:

CPC: VCC: Baking Foundation;

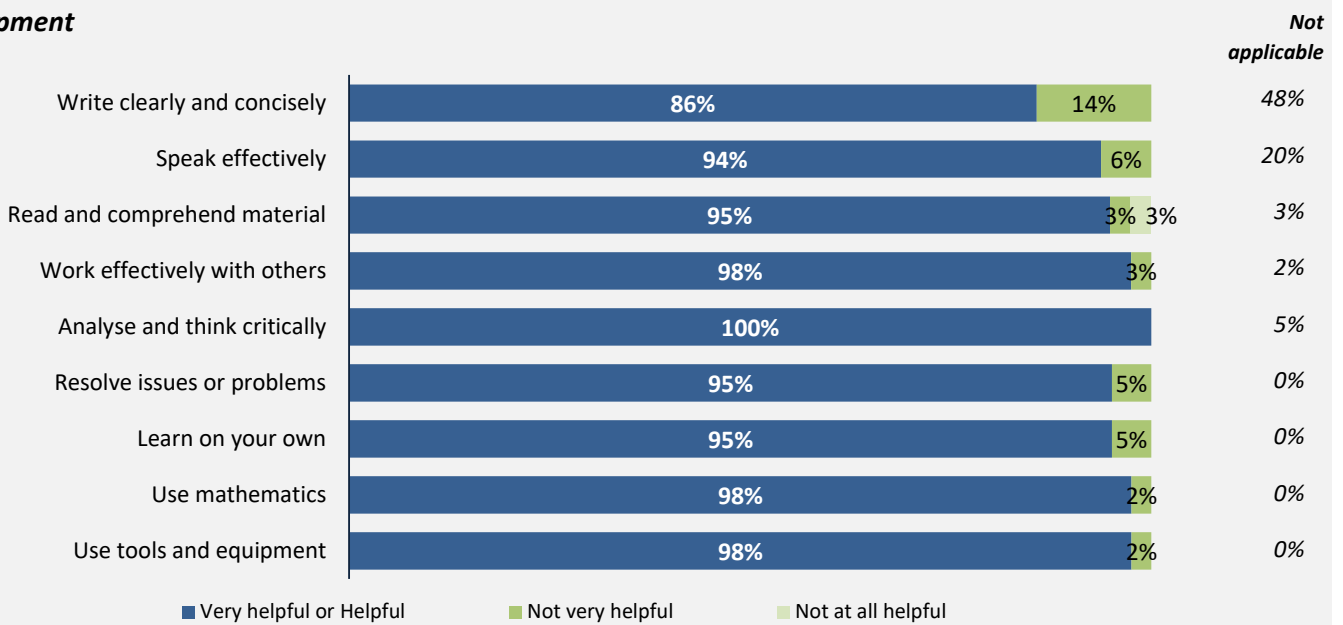
Cohort	73
Respondents	41
Response Rate	56%

Skill Development and Post-Secondary Experience

100%

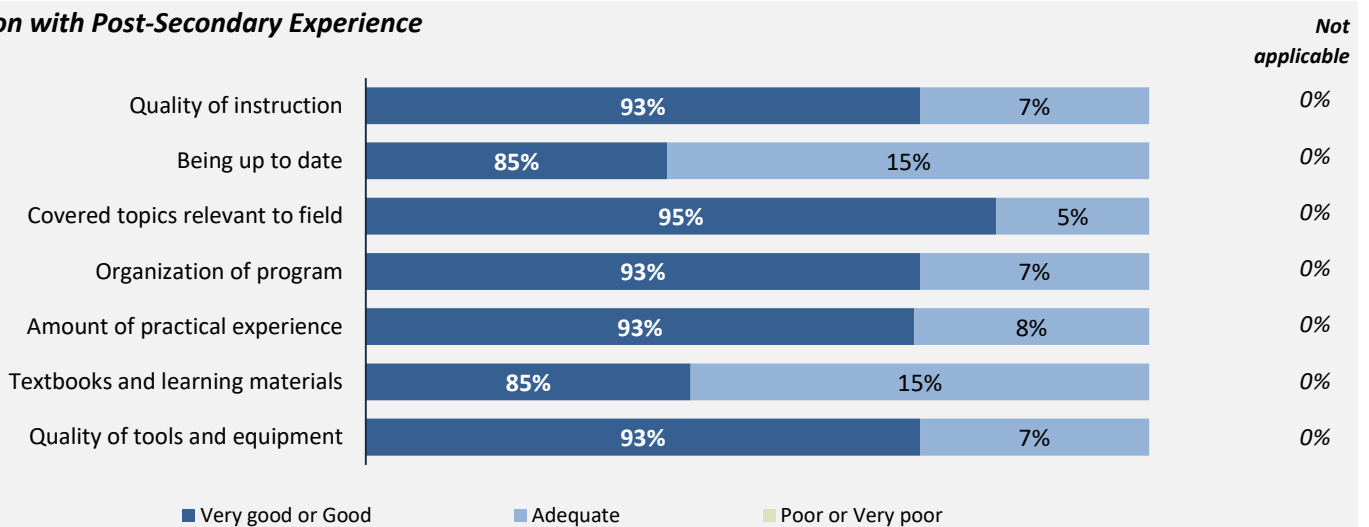
said they were very satisfied or satisfied with the education they received.

Skill Development



Percentages are based on those who gave a valid rating, excluding those who said not applicable.

Satisfaction with Post-Secondary Experience



Percentages are based on those who gave a valid rating, excluding those who said not applicable.

Summary of Survey Results: 2019-2023

Trades Training Type:

Trades foundation, Trades-related vocational programs

Applied filters:

CPC: VCC: Baking Foundation;

Cohort	73
Respondents	41
Response Rate	56%

Trades foundation & Trades-related vocational programs

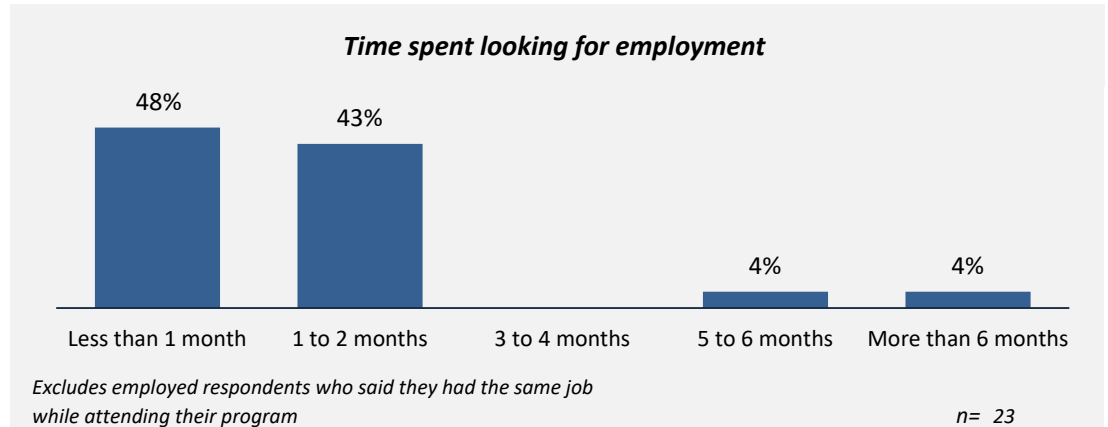
Employment After Leaving School

30%

had the same job before or while they were attending school

82%

said their education was useful in getting their job



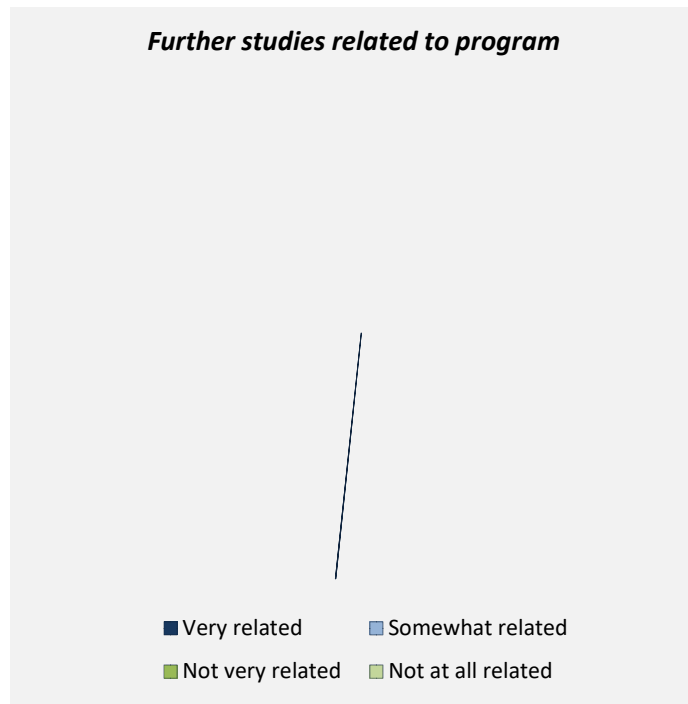
Other Education

Trades-related vocational respondents only, results are shown for the education they took before and after their program.

—
took further studies after completing their program
n = -

—
of those who had taken further studies said their program prepared them well

—
of respondents were currently studying
n = -



Of those who took further studies at a different institution:

—
expected transfer credit
n = -

Of those who expected transfer credit:

—
received transfer credit

—
were very satisfied or satisfied with their transfer experience

Summary of Survey Results: 2019-2023

Trades Training Type:

Trades foundation, Trades-related vocational programs

Applied filters:

CPC: VCC: Baking Foundation;

Cohort	73
Respondents	41
Response Rate	56%

had taken *previous* post-secondary education n = -



Based on those who had taken previous post-secondary education.
Respondents could report more than one type of post-secondary credential.

Transition to Apprenticeship n = 38
The following results are for Trades foundation respondents only.

71%
of Trades foundation respondents tried to get employment as an apprentice after they left their program

80%
of those who tried to get employment as an apprentice were successful

