

Summary of Survey Results: 2019-2023

Trades Training Type:

Progressive apprenticeship, Traditional apprenticeship, Trades foundation, and Trades-related vocational programs

Applied filters:

CPC: VCC: Baking & Pastry Arts - Pastry;

Cohort	326
Respondents	146
Response Rate	45%

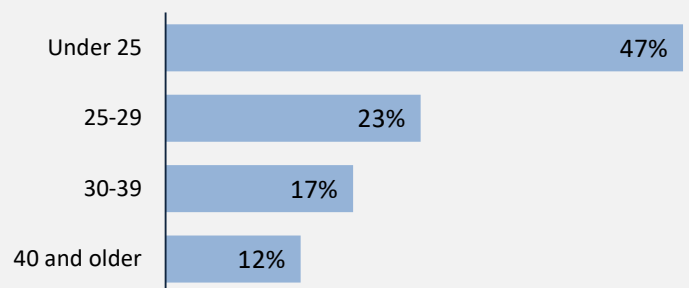
Description of Survey Respondents

Demographics

Gender



Age at the Time of the Survey



Aboriginal Identity

3%

Based on domestic students only

Median Age

25

About the Respondents

32%

relocated from their hometown to attend program


2%

*took **Adult Basic Education** courses during or prior to their trades training program*

16%

*took **English as a Second Language** courses during or prior to their trades training program*

Region respondents were living in at the time of the survey



Summary of Survey Results: 2019-2023

Trades Training Type:

Progressive apprenticeship, Traditional apprenticeship, Trades foundation, and Trades-related vocational programs

Applied filters:

CPC: VCC: Baking & Pastry Arts - Pastry;

Cohort	326
Respondents	146
Response Rate	45%

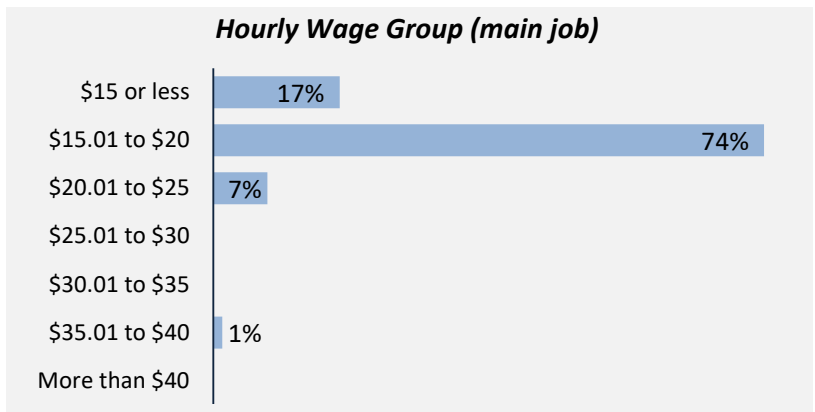
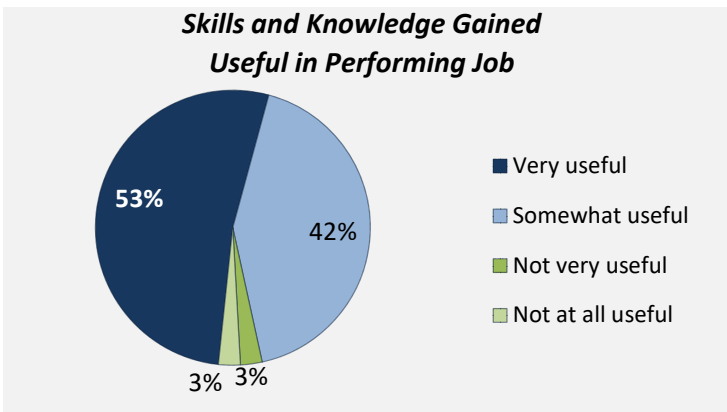
Employment Outcomes

<p>In the labour force</p> <p>95%</p>	<p>Employment rate</p> <p>86%</p>	<p>Unemployment rate</p> <p>6.9%</p>
---	---	--

The "Employment rate" is the number employed as a percentage of all respondents.
 The "Unemployment rate" is the number of unemployed as a percentage of respondents in the labour force.

Of those employed: n = 121

<table border="0"> <tr> <td>Employed full-time</td> <td style="text-align: right;">86%</td> </tr> <tr> <td>Employed in training-related job</td> <td style="text-align: right;">84%</td> </tr> <tr> <td>Employed in permanent position</td> <td style="text-align: right;">85%</td> </tr> </table>	Employed full-time	86%	Employed in training-related job	84%	Employed in permanent position	85%	<p>Hourly Wage (median, main job)</p> <p>\$17</p>	<p>Hours Worked (median, main job)</p> <p>40</p>
Employed full-time	86%							
Employed in training-related job	84%							
Employed in permanent position	85%							



Top Occupations (4-digit NOC)	# employed	% of those employed
6332: Bakers	59	49%
6322: Cooks	17	14%
6321: Chefs	10	8%
XXXX: Unclassified occupations	10	8%
0631: Restaurant and food service managers	3	2%
0621: Retail and wholesale trade managers	3	2%
6711: Food counter attendants, kitchen helpers and related support occupations	2	2%
7452: Material handlers	2	2%
6211: Retail sales supervisors	2	2%
6421: Retail salespersons	2	2%
Total of top occupations	110	91%
Total employed	121	

Summary of Survey Results: 2019-2023

Trades Training Type:

Progressive apprenticeship, Traditional apprenticeship, Trades foundation, and Trades-related vocational programs

Applied filters:

CPC: VCC: Baking & Pastry Arts - Pastry;

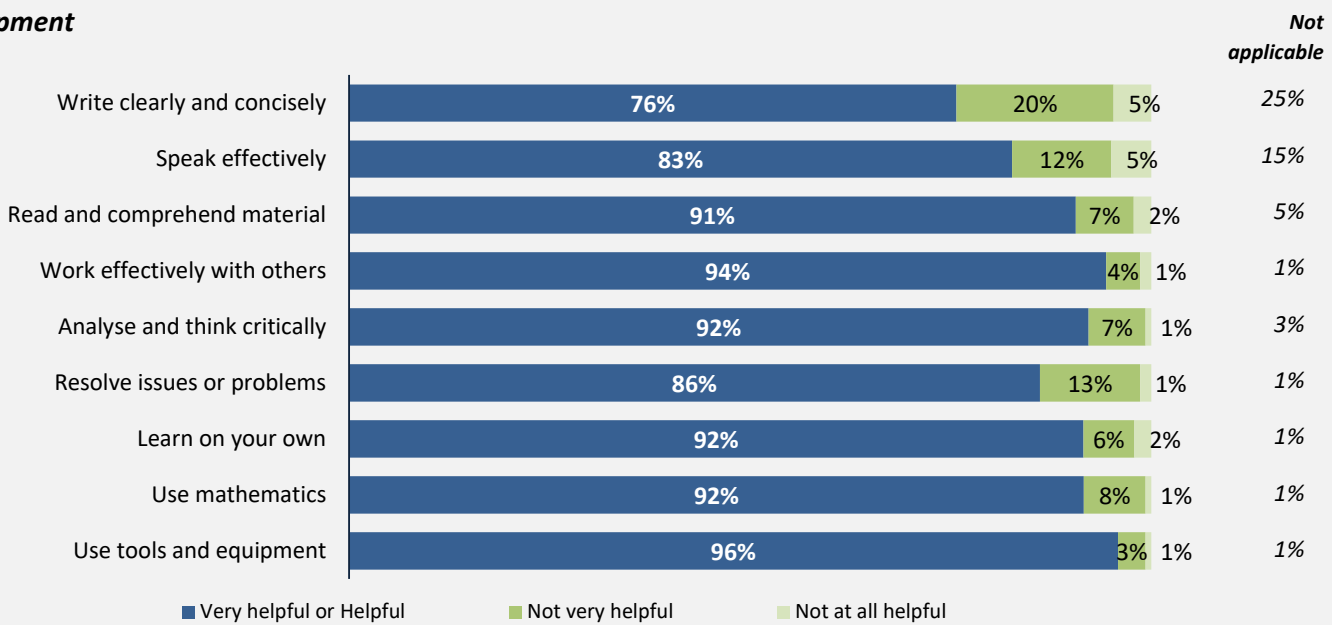
Cohort	326
Respondents	146
Response Rate	45%

Skill Development and Post-Secondary Experience

90%

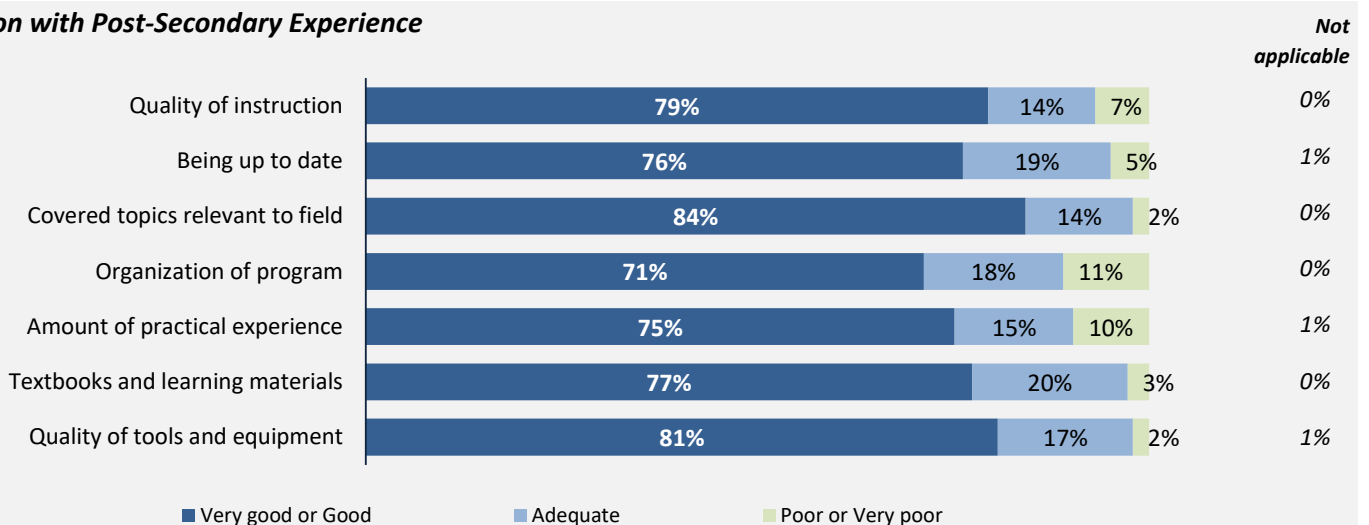
said they were very satisfied or satisfied with the education they received.

Skill Development



Percentages are based on those who gave a valid rating, excluding those who said not applicable.

Satisfaction with Post-Secondary Experience



Percentages are based on those who gave a valid rating, excluding those who said not applicable.

Summary of Survey Results: 2019-2023

Trades Training Type:

Trades foundation, Trades-related vocational programs

Applied filters:

CPC: VCC: Baking & Pastry Arts - Pastry;

Cohort	326
Respondents	146
Response Rate	45%

Trades foundation & Trades-related vocational programs

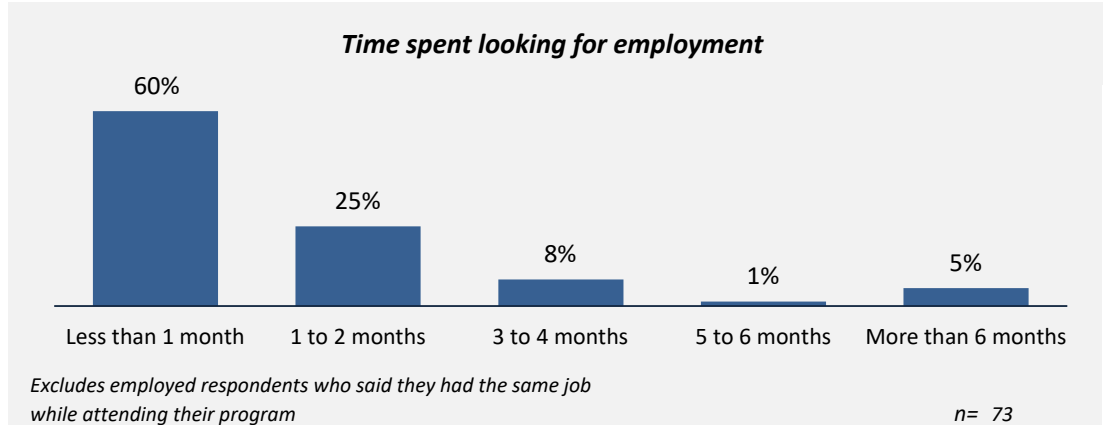
Employment After Leaving School

33%

had the same job before or while they were attending school

88%

said their education was useful in getting their job



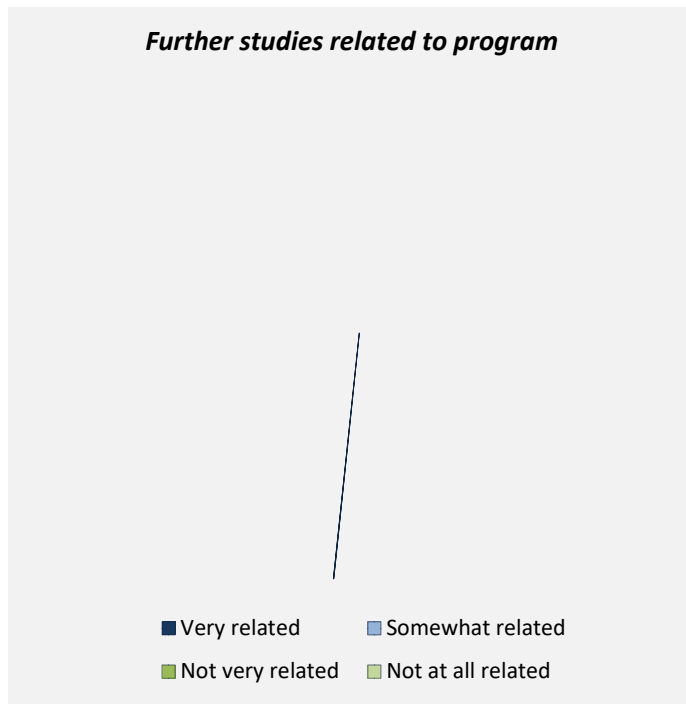
Other Education

Trades-related vocational respondents only, results are shown for the education they took before and after their program.

—
took further studies after completing their program
n = -

—
of those who had taken further studies said their program prepared them well

—
of respondents were currently studying
n = -



Of those who took further studies at a different institution:

—
expected transfer credit
n = -

Of those who expected transfer credit:

—
received transfer credit

—
were very satisfied or satisfied with their transfer experience

Summary of Survey Results: 2019-2023

Trades Training Type:

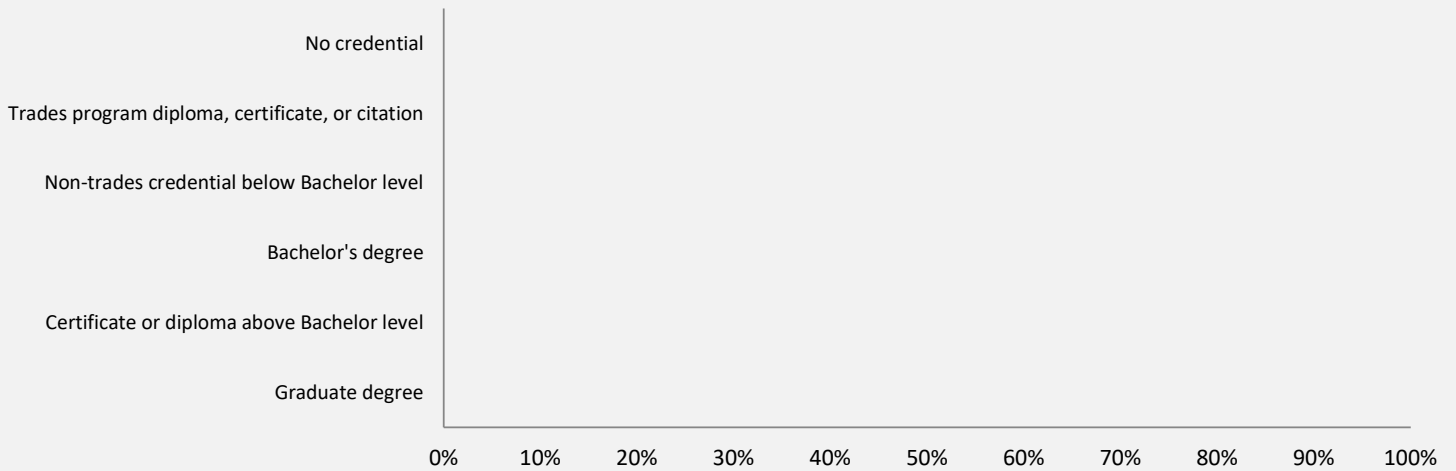
Trades foundation, Trades-related vocational programs

Applied filters:

CPC: VCC: Baking & Pastry Arts - Pastry;

Cohort	326
Respondents	146
Response Rate	45%

had taken previous post-secondary education n = -



Based on those who had taken previous post-secondary education.
Respondents could report more than one type of post-secondary credential.

Transition to Apprenticeship n = 137
The following results are for Trades foundation respondents only.

73%
of Trades foundation respondents tried to get employment as an apprentice after they left their program

84%
of those who tried to get employment as an apprentice were successful

