

Summary of Survey Results: 2018 to 2022

Trades Training Type:

Progressive apprenticeship, Traditional apprenticeship, Trades foundation, and Trades-related vocational programs

Applied filters:

CPC: VCC: Diesel Commercial Transport Mechanic Apprentice Level 4;

Cohort	6
Respondents	4
Response Rate	67%

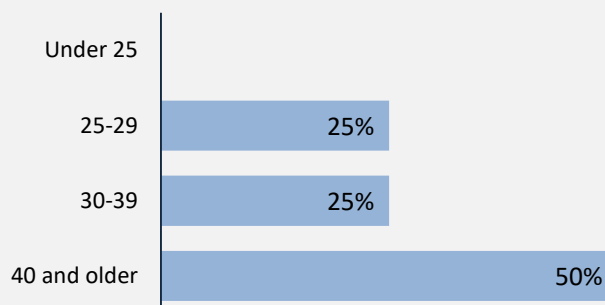
Description of Survey Respondents

Demographics

Gender



Age at the Time of the Survey



Aboriginal Identity

0%

Based on domestic students only

Median Age

39

About the Respondents

50%

relocated from their hometown to attend program

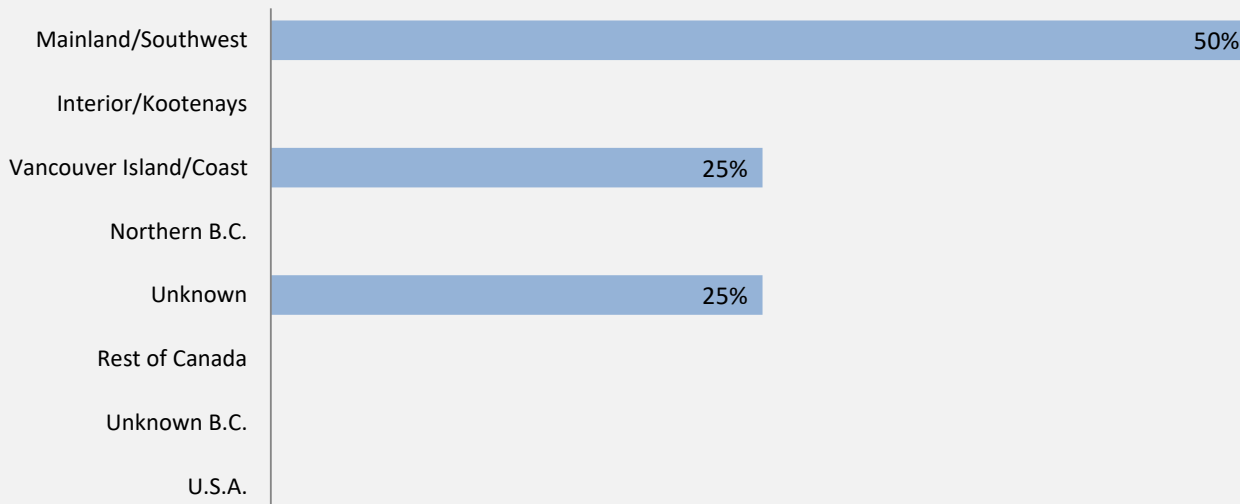
0%

*took **Adult Basic Education** courses during or prior to their trades training program*

0%

*took **English as a Second Language** courses during or prior to their trades training program*

Region respondents were living in at the time of the survey



Summary of Survey Results: 2018 to 2022

Trades Training Type:

Progressive apprenticeship, Traditional apprenticeship, Trades foundation, and Trades-related vocational programs

Applied filters:

CPC: VCC: Diesel Commercial Transport Mechanic Apprentice Level 4;

Cohort	6
Respondents	4
Response Rate	67%

Employment Outcomes

In the labour force

100%

Employment rate

100%

Unemployment rate

0.0%

The "Employment rate" is the number employed as a percentage of all respondents.

The "Unemployment rate" is the number of unemployed as a percentage of respondents in the labour force.

Of those employed:

n = 4

Employed full-time	100%
Employed in training-related job	100%
Employed in permanent position	100%

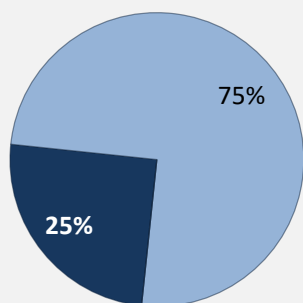
Hourly Wage
(median, main job)

\$25

Hours Worked
(median, main job)

40

Skills and Knowledge Gained Useful in Performing Job



- Very useful
- Somewhat useful
- Not very useful
- Not at all useful

Hourly Wage Group (main job)

\$15 or less	0%
\$15.01 to \$20	33%
\$20.01 to \$25	33%
\$25.01 to \$30	33%
\$30.01 to \$35	0%
\$35.01 to \$40	0%
More than \$40	0%

Top Occupations (4-digit NOC)

	# employed	% of those employed
7321: Automotive service technicians, truck and bus mechanics and mechanical repairers	3	75%
7521: Heavy equipment operators (except crane)	1	25%

Total of top occupations	4	100%
Total employed	4	

Summary of Survey Results: 2018 to 2022

Trades Training Type:

Progressive apprenticeship, Traditional apprenticeship, Trades foundation, and Trades-related vocational programs

Applied filters:

CPC: VCC: Diesel Commercial Transport Mechanic Apprentice Level 4;

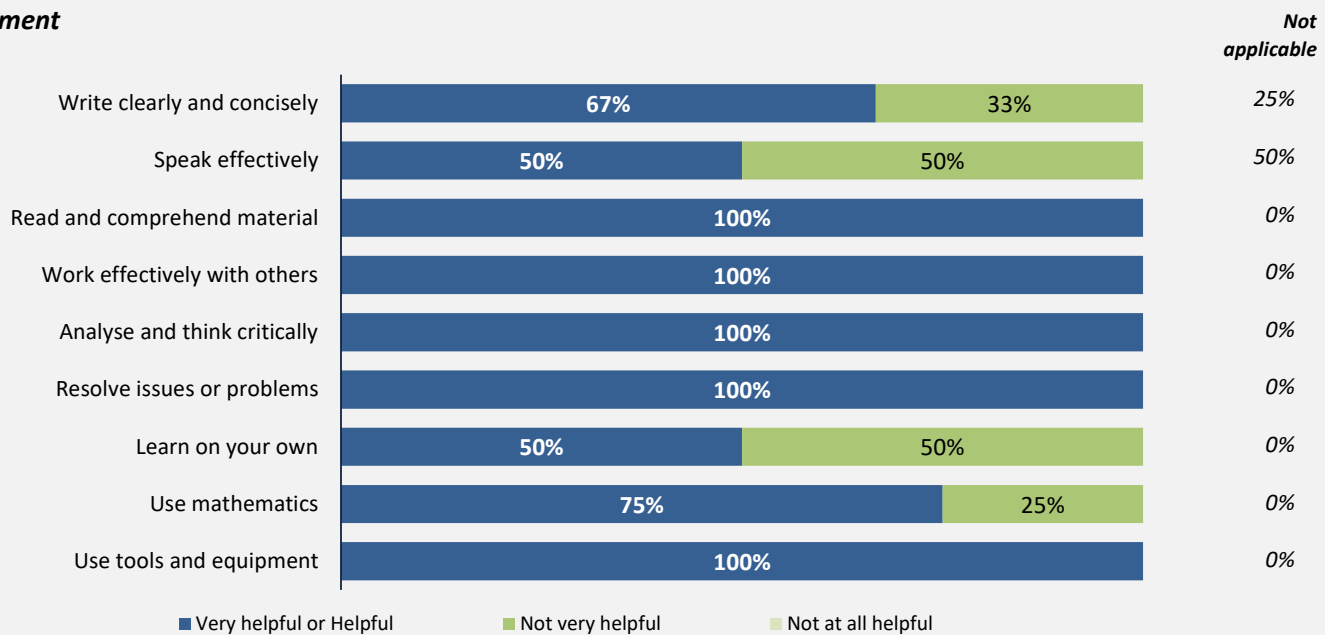
Cohort	6
Respondents	4
Response Rate	67%

Skill Development and Post-Secondary Experience

50%

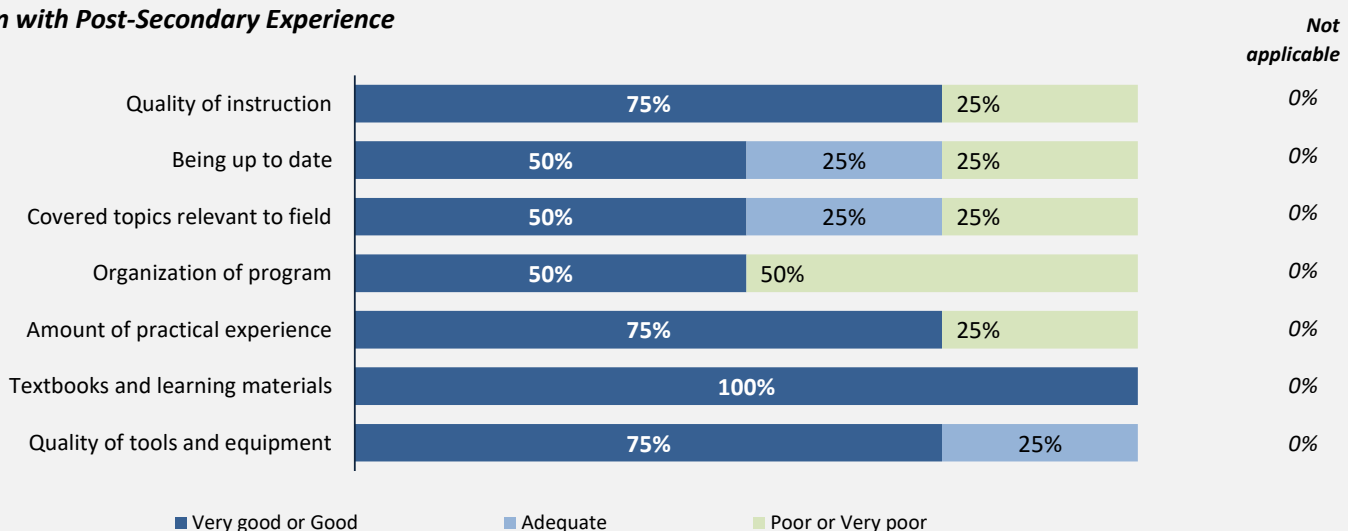
said they were very satisfied or satisfied with the education they received.

Skill Development



Percentages are based on those who gave a valid rating, excluding those who said not applicable.

Satisfaction with Post-Secondary Experience



Percentages are based on those who gave a valid rating, excluding those who said not applicable.

Summary of Survey Results: 2018 to 2022

Trades Training Type:
 Progressive apprenticeship, Traditional apprenticeship

Applied filters:

CPC: VCC: Diesel Commercial Transport Mechanic Apprentice Level 4;

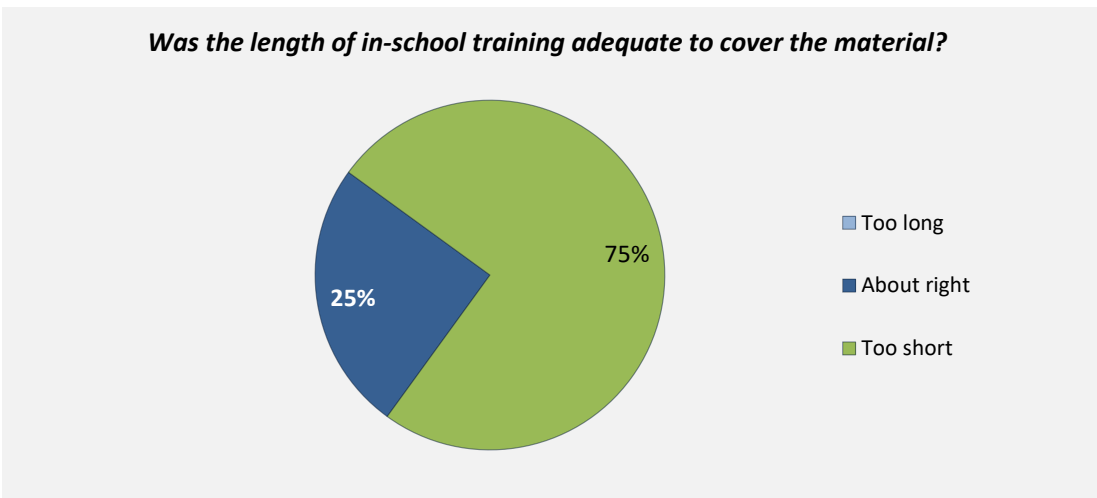
Cohort	6
Respondents	4
Response Rate	67%

Apprenticeship programs

In-School Experiences

25%
 obtained their
 Certificate of Qualification

100%
 said the knowledge and skills gained
 in their program were useful in
 preparing to write the Certificate of
 Qualification or Red Seal certification
 exams



Workplace Experiences

75%
 said they were very satisfied or satisfied with
 their **workplace training**

50%
 said their workplace training was
related to their in-school training

100%
 were **employed as an apprentice**
during their program

Employment After Leaving School

100% of employed respondents found a job in their trade,
 including those who had a job to return to after their training

100%
 had a **job in their trade**
 to return to after their training

100%
 were still working
 for the same employer

