

# Summary of Survey Results: 2019-2023

Trades Training Type:

*Progressive apprenticeship, Traditional apprenticeship, Trades foundation, and Trades-related vocational programs*

**Applied filters:**

CPC: VCC: Hairstylist;

Cohort	681
Respondents	275
Response Rate	40%

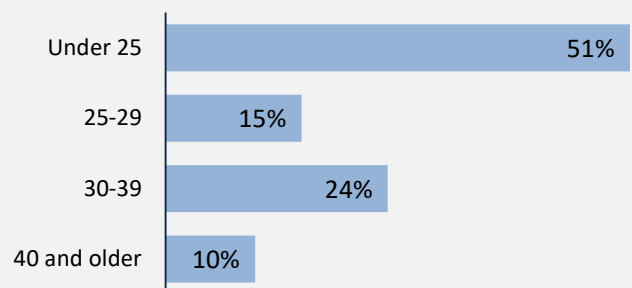
## Description of Survey Respondents

### Demographics

#### Gender



#### Age at the Time of the Survey



#### Aboriginal Identity

6%

*Based on domestic students only*

#### Median Age

24

### About the Respondents

44%

*relocated from their hometown to attend program*


3%

*took **Adult Basic Education** courses during or prior to their trades training program*

12%

*took **English as a Second Language** courses during or prior to their trades training program*

### Region respondents were living in at the time of the survey



# Summary of Survey Results: 2019-2023

Trades Training Type:

*Progressive apprenticeship, Traditional apprenticeship, Trades foundation, and Trades-related vocational programs*

**Applied filters:**

CPC: VCC: Hairstylist;

<b>Cohort</b>	<b>681</b>
<b>Respondents</b>	<b>275</b>
<b>Response Rate</b>	<b>40%</b>

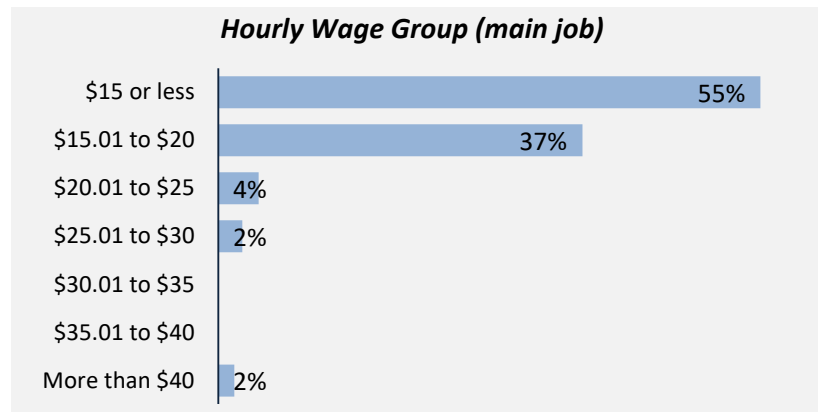
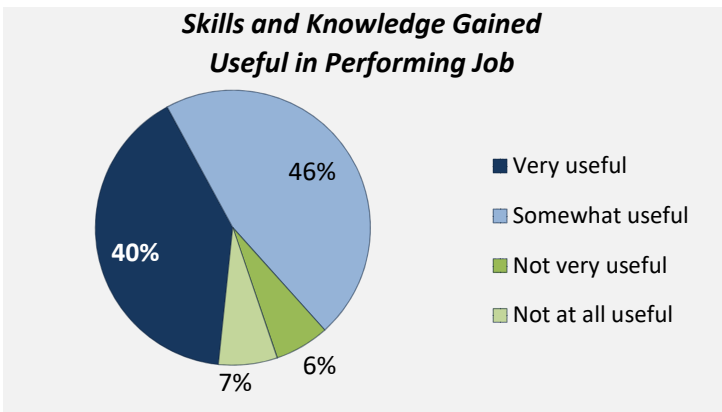
## Employment Outcomes

<p><b>In the labour force</b></p> <p><b>89%</b></p>	<p><b>Employment rate</b></p> <p><b>78%</b></p>	<p><b>Unemployment rate</b></p> <p><b>9.9%</b></p>
---	---	--

The "Employment rate" is the number employed as a percentage of all respondents.  
 The "Unemployment rate" is the number of unemployed as a percentage of respondents in the labour force.

### Of those employed: n = 209

<table border="0"> <tr> <td>Employed full-time</td> <td style="text-align: right;">69%</td> </tr> <tr> <td>Employed in training-related job</td> <td style="text-align: right;">68%</td> </tr> <tr> <td>Employed in permanent position</td> <td style="text-align: right;">77%</td> </tr> </table>	Employed full-time	69%	Employed in training-related job	68%	Employed in permanent position	77%	<p><b>Hourly Wage</b> <i>(median, main job)</i></p> <p><b>\$15</b></p>	<p><b>Hours Worked</b> <i>(median, main job)</i></p> <p><b>32</b></p>
Employed full-time	69%							
Employed in training-related job	68%							
Employed in permanent position	77%							



Top Occupations (4-digit NOC)	# employed	% of those employed
6341: Hairstylists and barbers	97	46%
XXXX: Unclassified occupations	24	11%
6562: Estheticians, electrologists and related occupations	18	9%
6421: Retail salespersons	10	5%
6513: Food and beverage servers	5	2%
6311: Food service supervisors	5	2%
0631: Restaurant and food service managers	5	2%
6711: Food counter attendants, kitchen helpers and related support occupations	5	2%
6322: Cooks	5	2%
6211: Retail sales supervisors	4	2%
<b>Total of top occupations</b>	<b>178</b>	<b>85%</b>
<b>Total employed</b>	<b>209</b>	

# Summary of Survey Results: 2019-2023

Trades Training Type:

*Progressive apprenticeship, Traditional apprenticeship, Trades foundation, and Trades-related vocational programs*

**Applied filters:**

CPC: VCC: Hairstylist;

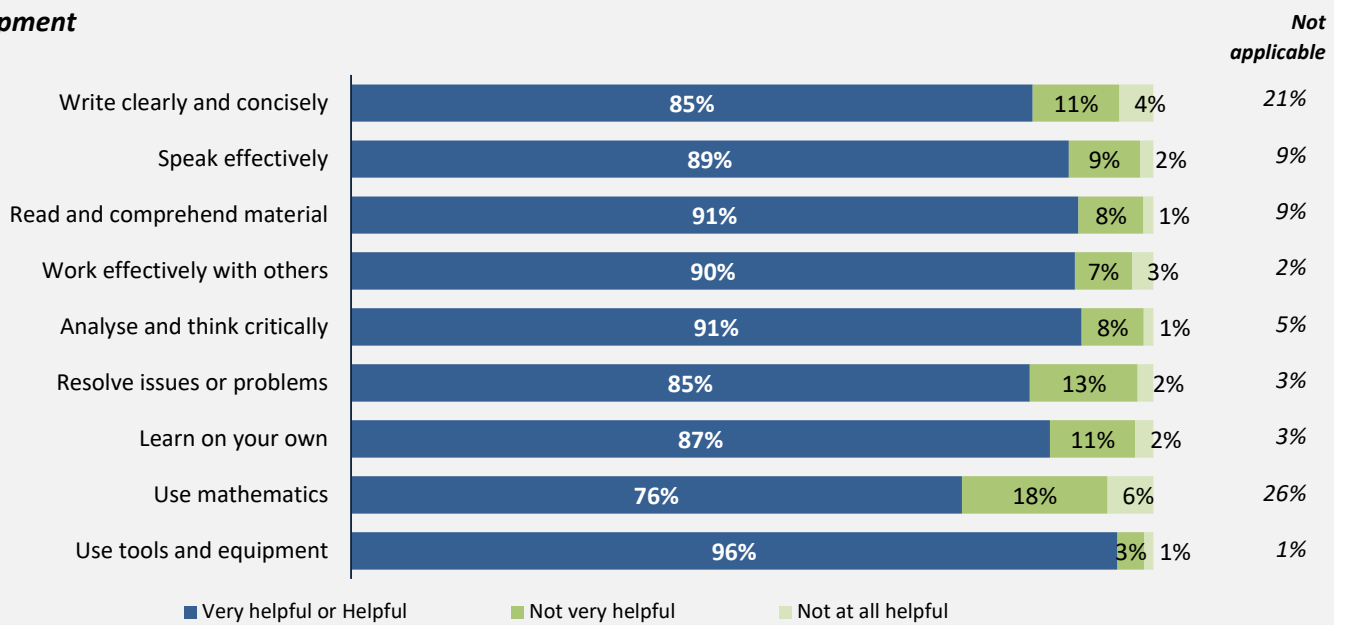
<b>Cohort</b>	<b>681</b>
<b>Respondents</b>	<b>275</b>
<b>Response Rate</b>	<b>40%</b>

## Skill Development and Post-Secondary Experience

# 88%

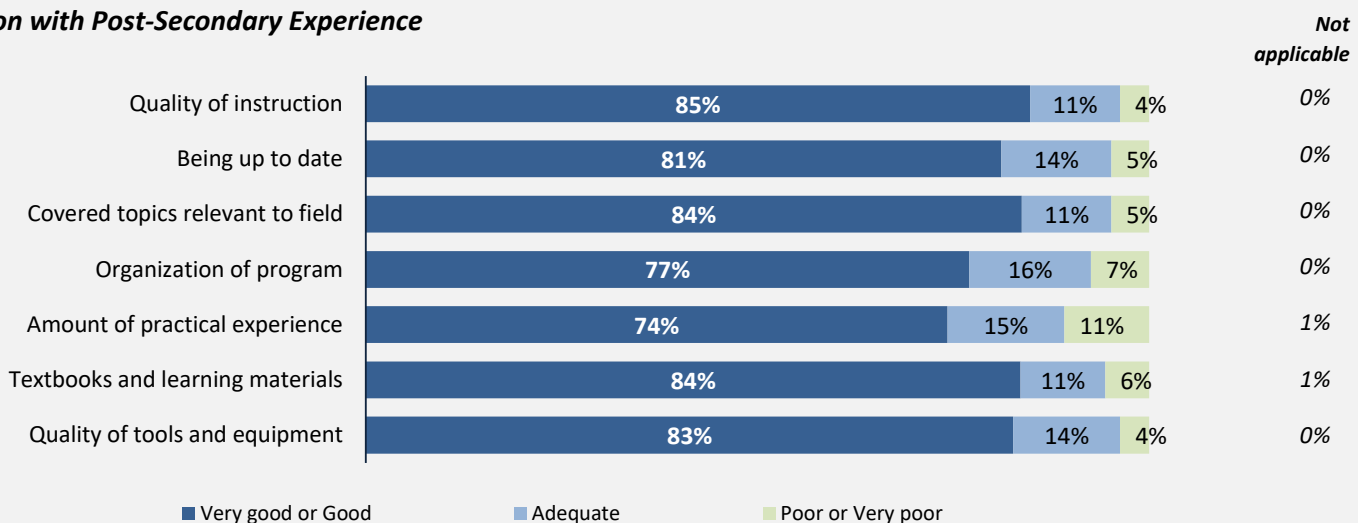
said they were very satisfied or satisfied with the education they received.

### Skill Development



Percentages are based on those who gave a valid rating, excluding those who said not applicable.

### Satisfaction with Post-Secondary Experience



Percentages are based on those who gave a valid rating, excluding those who said not applicable.

# Summary of Survey Results: 2019-2023

Trades Training Type:

Trades foundation, Trades-related vocational programs

**Applied filters:**

CPC: VCC: Hairstylist;

Cohort	681
Respondents	275
Response Rate	40%

## Trades foundation & Trades-related vocational programs

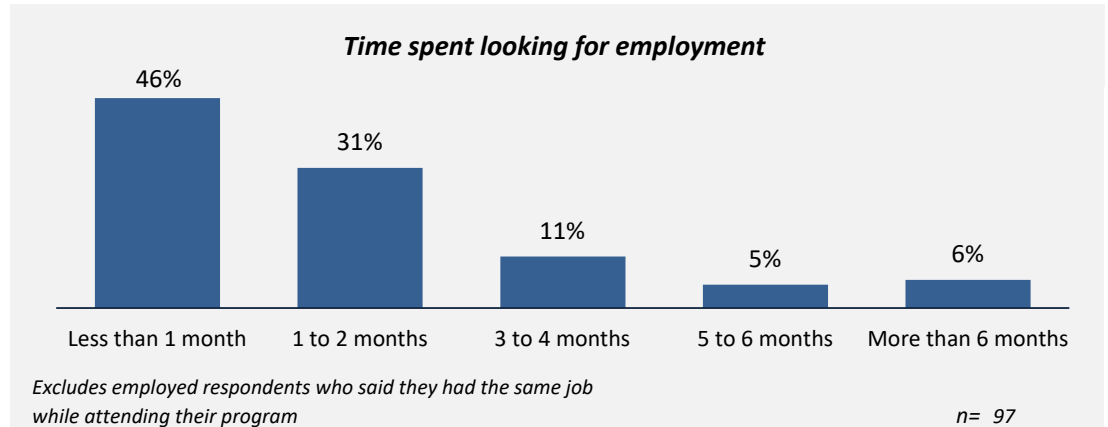
### Employment After Leaving School

**47%**

had the same job before or while they were attending school

**85%**

said their education was useful in getting their job



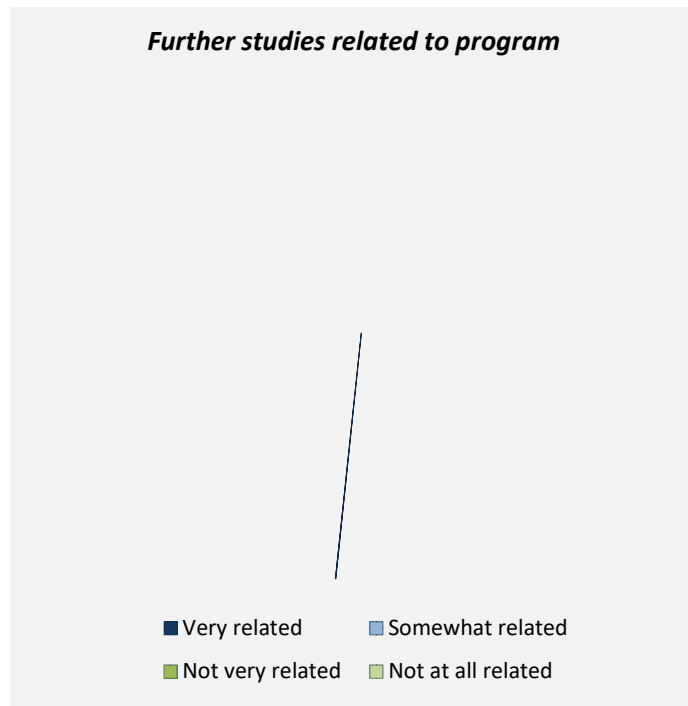
### Other Education

Trades-related vocational respondents only, results are shown for the education they took before and after their program.

—  
took further studies after completing their program  
n = -

—  
of those who had taken further studies said their program prepared them well

—  
of respondents were currently studying  
n = -



#### Of those who took further studies at a different institution:

—  
expected transfer credit  
n = -

#### Of those who expected transfer credit:

—  
received transfer credit

—  
were very satisfied or satisfied with their transfer experience

# Summary of Survey Results: 2019-2023

Trades Training Type:

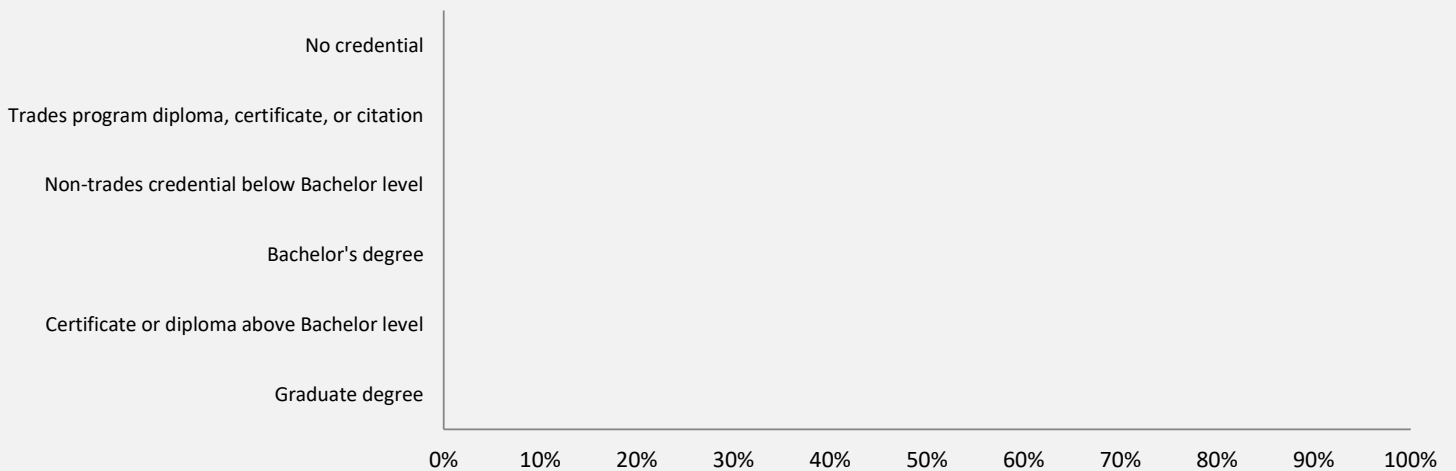
Trades foundation, Trades-related vocational programs

**Applied filters:**

CPC: VCC: Hairstylist;

Cohort	681
Respondents	275
Response Rate	40%

**had taken previous post-secondary education** n = -



Based on those who had taken previous post-secondary education.  
Respondents could report more than one type of post-secondary credential.

**Transition to Apprenticeship**

The following results are for Trades foundation respondents only.

n = 261

**70%**

of Trades foundation respondents tried to get employment as an apprentice after they left their program

**83%**

of those who tried to get employment as an apprentice were successful

**Program prepared them for their apprenticeship training**

