

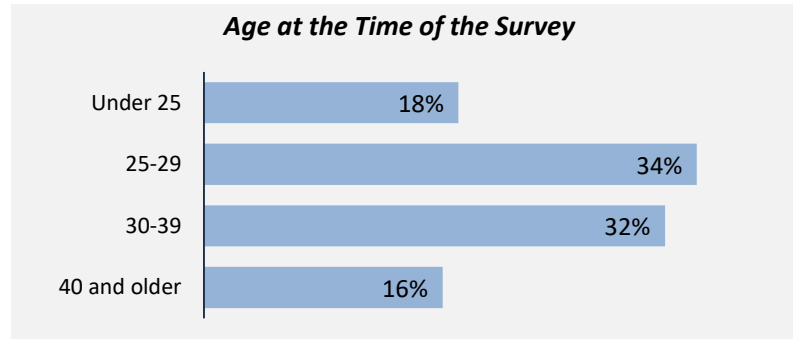

Applied filters:

CPC: VCC: Legal Administrative Assistant;

Cohort	165
Respondents	91
Response Rate	55%

Description of Survey Respondents

Demographics



Aboriginal Identity
4%
Based on domestic students only.

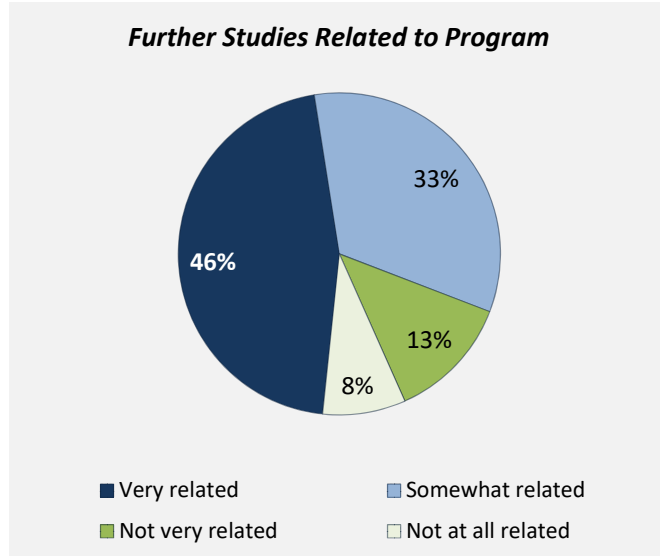
Median Age
29

Further Education

27%
 took further studies after graduating from their program
n = 24

85%
 of those who had taken further studies said their program prepared them well

24%
 of respondents were currently studying



Of those who took further studies at a different institution:
8%
 expected transfer credit
n = 1

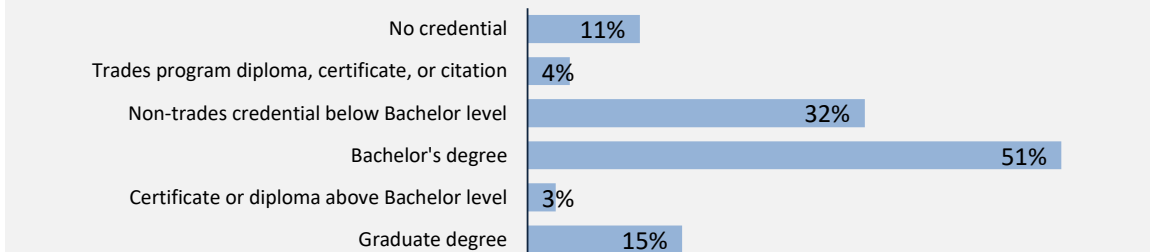
Of those who expected transfer credit:
 -
 Received transfer credit

0%
 were very satisfied or satisfied with their transfer experience

Past Education

83% of respondents had taken previous post-secondary education *n = 75*

Respondents were asked if they took ABE or ESL courses during or prior to their studies



Adult Basic Education
6%

English as a Second Language
7%


Credentials are based on those who had taken previous post-secondary education. Respondents could report more than one type of post-secondary credential.

Applied filters:

CPC: VCC: Legal Administrative Assistant;

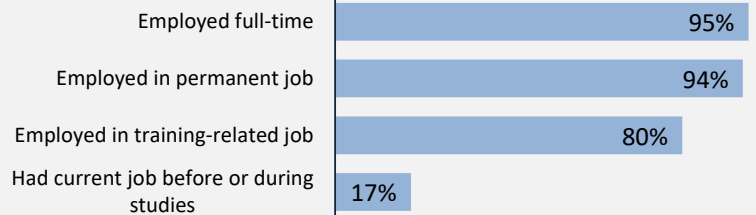
Cohort	165
Respondents	91
Response Rate	55%

Employment Outcomes



The "Employment rate" is the number employed as a percentage of all respondents. The "Unemployment rate" is the number of unemployed as a percentage of respondents in the labour force.

Of those employed: n = 69



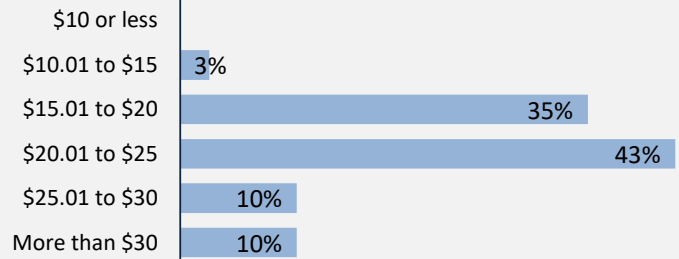
Weekly Hours Worked (median, main job)

36

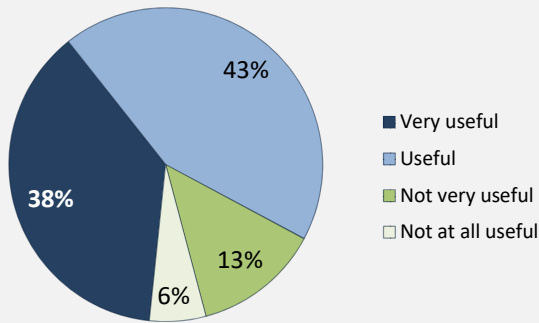
Hourly Wage (median, main job)

\$22

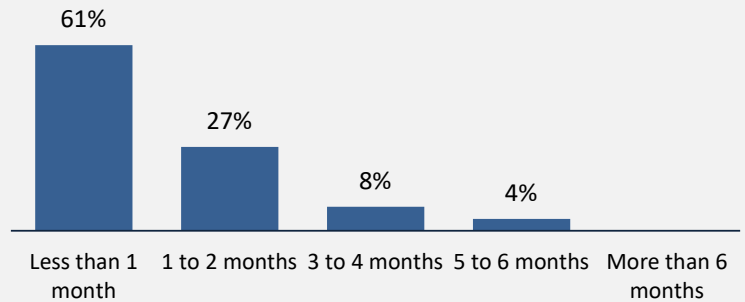
Hourly Wage Group (main job)



Skills and Knowledge Gained Useful in Performing Job



Time Spent Looking for Employment



Top Occupations (4-digit NOC)

	# Employed	% of those employed
1242: Legal administrative assistants	45	65%
XXXX: Unclassified occupations	6	9%
1241: Administrative assistants	3	4%
4211: Paralegal and related occupations	3	4%
7452: Material handlers	2	3%
7611: Construction trades helpers and labourers	1	1%
6611: Cashiers	1	1%
1122: Professional occupations in business management consulting	1	1%
1414: Receptionists	1	1%
1243: Medical administrative assistants	1	1%
Total of top occupations	64	93%
Total employed	69	

Applied filters:

CPC: VCC: Legal Administrative Assistant;

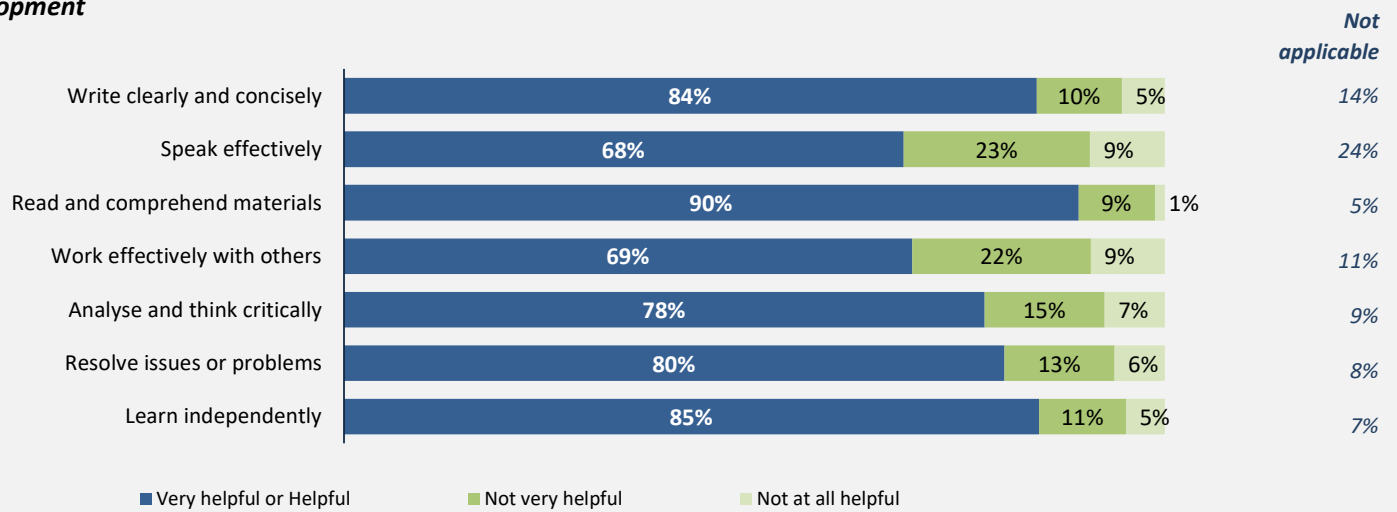
Cohort 165
Respondents 91
Response Rate 55%

Skill Development and Post-Secondary Experience

89%

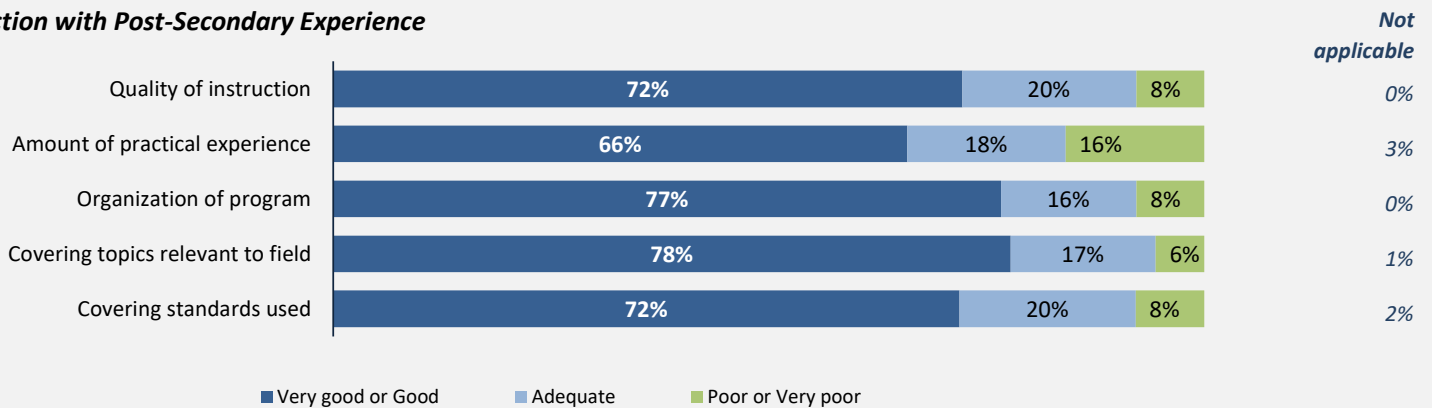
said they were very satisfied or satisfied with the education they received.

Skill Development



Percentages are based on those who gave a valid rating, excluding those who said Not applicable.

Satisfaction with Post-Secondary Experience



Percentages are based on those who gave a valid rating, excluding those who said Not applicable.