

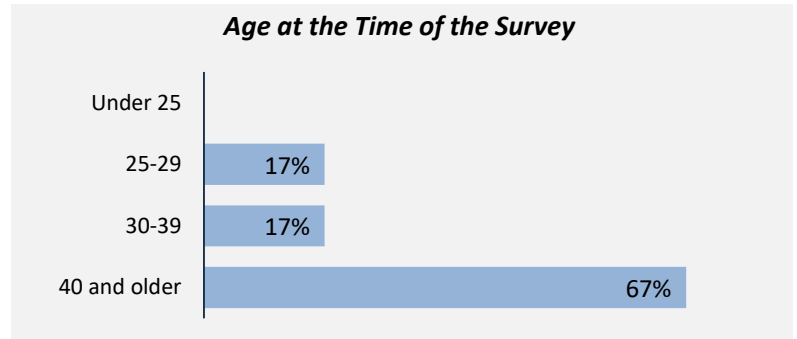
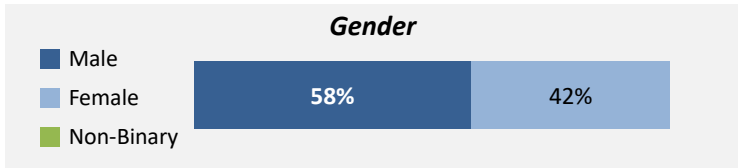
Applied filters:

CPC: VCC: Management Skills for Supervisors;

Cohort 19
Respondents 12
Response Rate 63%

Description of Survey Respondents

Demographics



Aboriginal Identity
0%
Based on domestic students only.

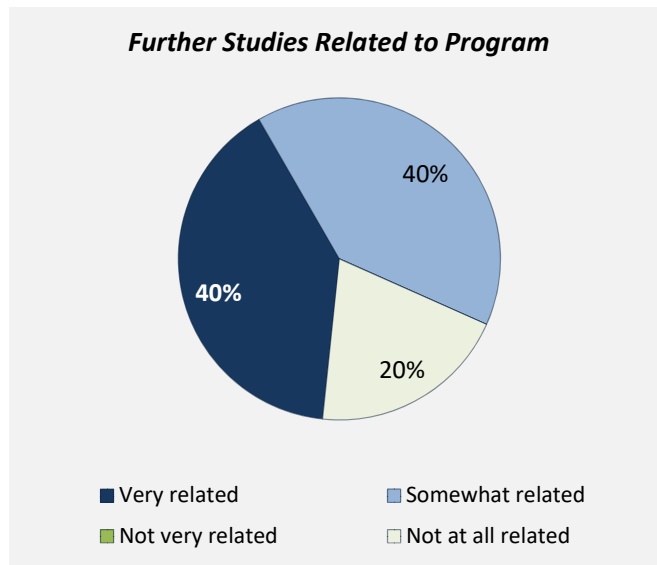
Median Age
46

Further Education

42%
 took further studies after graduating from their program
n = 5

75%
 of those who had taken further studies said their program prepared them well

17%
 of respondents were currently studying



Of those who took further studies at a different institution:
50%
 expected transfer credit
n = 1

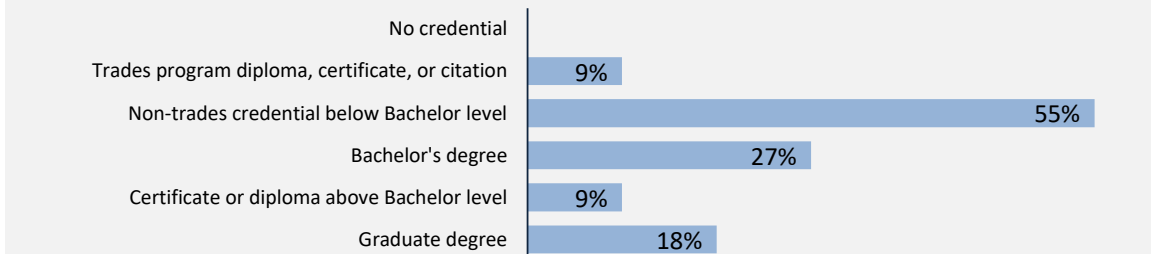
Of those who expected transfer credit:
0%
 Received transfer credit

0%
 were very satisfied or satisfied with their transfer experience

Past Education

92% of respondents had taken previous post-secondary education *n = 11*

Respondents were asked if they took ABE or ESL courses during or prior to their studies



Adult Basic Education
8%

English as a Second Language
8%

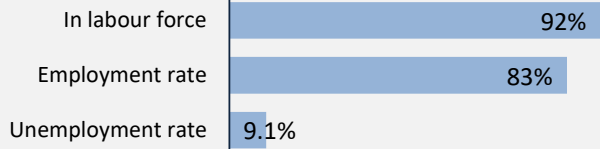
Credentials are based on those who had taken previous post-secondary education. Respondents could report more than one type of post-secondary credential.

Applied filters:

CPC: VCC: Management Skills for Supervisors;


Cohort	19
Respondents	12
Response Rate	63%

Employment Outcomes



The "Employment rate" is the number employed as a percentage of all respondents. The "Unemployment rate" is the number of unemployed as a percentage of respondents in the labour force.

Of those employed: n = 10



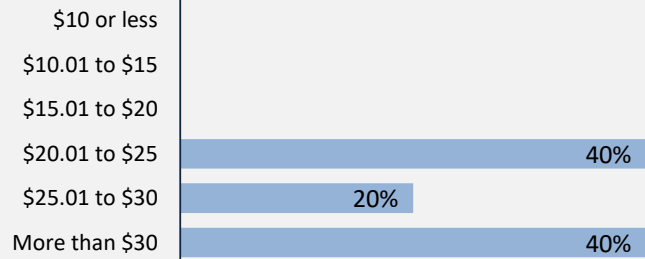
Weekly Hours Worked (median, main job)

40

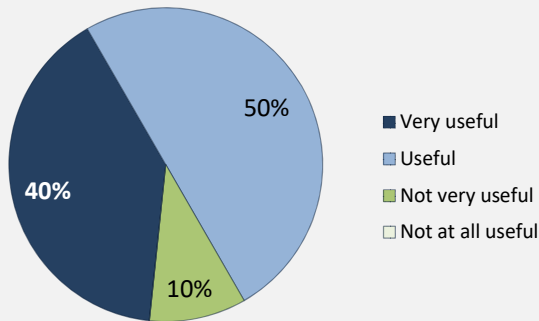
Hourly Wage (median, main job)

\$29

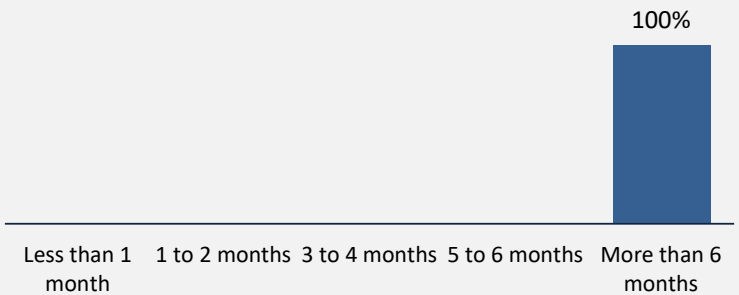
Hourly Wage Group (main job)



Skills and Knowledge Gained Useful in Performing Job



Time Spent Looking for Employment



Top Occupations (4-digit NOC)

	# Employed	% of those employed
1211: Supervisors, general office and administrative support workers	2	20%
0912: Utilities managers	1	10%
1523: Production logistics co-ordinators	1	10%
1221: Administrative officers	1	10%
1122: Professional occupations in business management consulting	1	10%
6315: Cleaning supervisors	1	10%
7302: Contractors and supervisors, heavy equipment operator crews	1	10%
0714: Facility operation and maintenance managers	1	10%
1212: Supervisors, finance and insurance office workers	1	10%
<i>Total of top occupations</i>	10	100%
<i>Total employed</i>	10	

Applied filters:

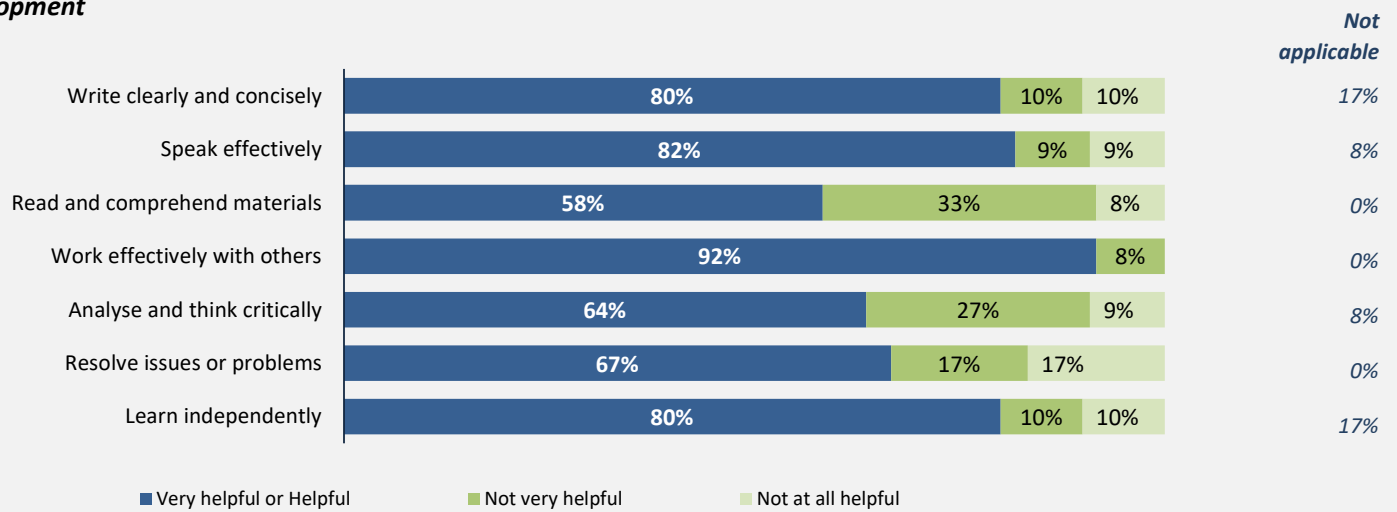
CPC: VCC: Management Skills for Supervisors;

Cohort 19
Respondents 12
Response Rate 63%

Skill Development and Post-Secondary Experience

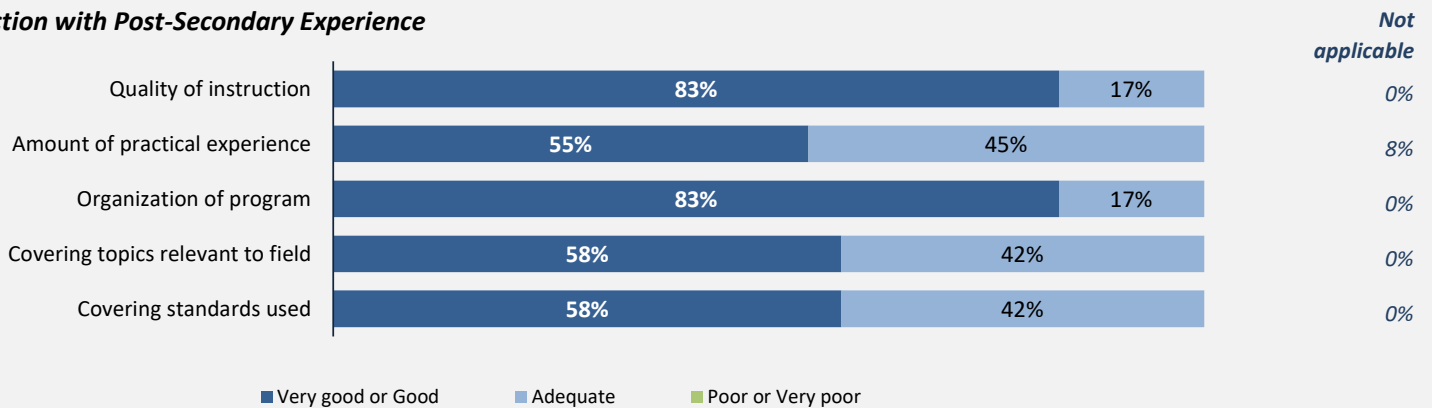
100% said they were very satisfied or satisfied with the education they received.

Skill Development



Percentages are based on those who gave a valid rating, excluding those who said Not applicable.

Satisfaction with Post-Secondary Experience



Percentages are based on those who gave a valid rating, excluding those who said Not applicable.