

# Summary of Survey Results: 2019-2023

Trades Training Type:

*Progressive apprenticeship, Traditional apprenticeship, Trades foundation, and Trades-related vocational programs*

**Applied filters:**

CPC: VCC: Professional Cook 1 ITA Youth;

Cohort	141
Respondents	74
Response Rate	52%

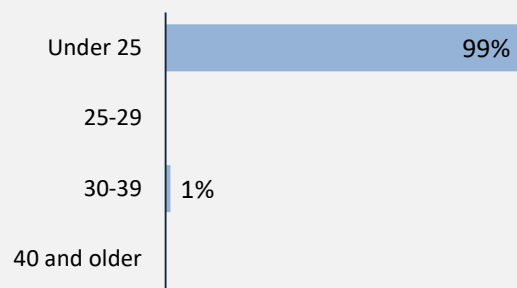
## Description of Survey Respondents

### Demographics

#### Gender



#### Age at the Time of the Survey



#### Aboriginal Identity

13%

*Based on domestic students only*

#### Median Age

19

### About the Respondents

8%

*relocated from their hometown to attend program*


4%

*took **Adult Basic Education** courses during or prior to their trades training program*

1%

*took **English as a Second Language** courses during or prior to their trades training program*

### Region respondents were living in at the time of the survey



# Summary of Survey Results: 2019-2023

Trades Training Type:

*Progressive apprenticeship, Traditional apprenticeship, Trades foundation, and Trades-related vocational programs*

**Applied filters:**

CPC: VCC: Professional Cook 1 ITA Youth;

<b>Cohort</b>	<b>141</b>
<b>Respondents</b>	<b>74</b>
<b>Response Rate</b>	<b>52%</b>

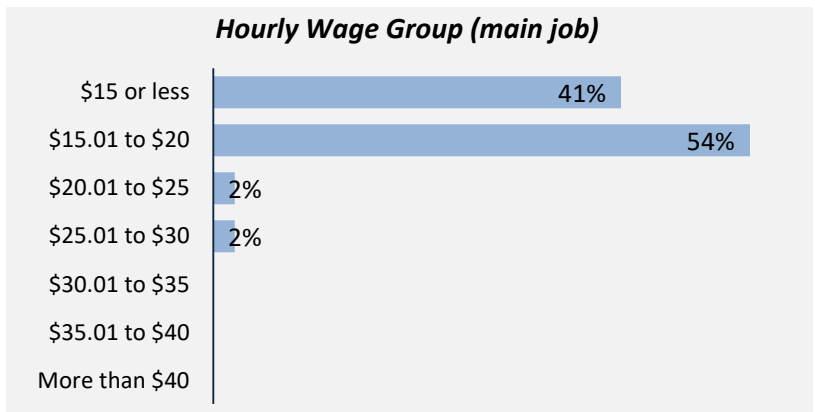
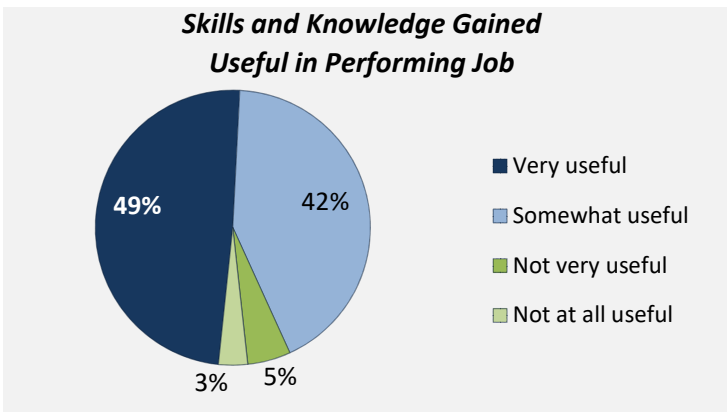
## Employment Outcomes

<p><b>In the labour force</b></p> <p><b>90%</b></p>	<p><b>Employment rate</b></p> <p><b>82%</b></p>	<p><b>Unemployment rate</b></p> <p><b>9.2%</b></p>
---	---	--

The "Employment rate" is the number employed as a percentage of all respondents.  
 The "Unemployment rate" is the number of unemployed as a percentage of respondents in the labour force.

### Of those employed: n = 59

<table border="0"> <tr> <td style="padding-right: 10px;">Employed full-time</td> <td style="text-align: right;">73%</td> </tr> <tr> <td style="padding-right: 10px;">Employed in training-related job</td> <td style="text-align: right;">88%</td> </tr> <tr> <td style="padding-right: 10px;">Employed in permanent position</td> <td style="text-align: right;">83%</td> </tr> </table>	Employed full-time	73%	Employed in training-related job	88%	Employed in permanent position	83%	<p><b>Hourly Wage</b> (median, main job)</p> <p><b>\$15</b></p>	<p><b>Hours Worked</b> (median, main job)</p> <p><b>32</b></p>
Employed full-time	73%							
Employed in training-related job	88%							
Employed in permanent position	83%							



Top Occupations (4-digit NOC)	# employed	% of those employed
6322: Cooks	38	64%
6711: Food counter attendants, kitchen helpers and related support occupations	6	10%
6321: Chefs	3	5%
XXXX: Unclassified occupations	2	3%
6421: Retail salespersons	2	3%
7611: Construction trades helpers and labourers	2	3%
6311: Food service supervisors	1	2%
9525: Assemblers, fabricators and inspectors, industrial electrical motors and transformers	1	2%
2282: User support technicians	1	2%
7452: Material handlers	1	2%
<b>Total of top occupations</b>	<b>57</b>	<b>97%</b>
<b>Total employed</b>	<b>59</b>	

# Summary of Survey Results: 2019-2023

Trades Training Type:

*Progressive apprenticeship, Traditional apprenticeship, Trades foundation, and Trades-related vocational programs*

**Applied filters:**

CPC: VCC: Professional Cook 1 ITA Youth;

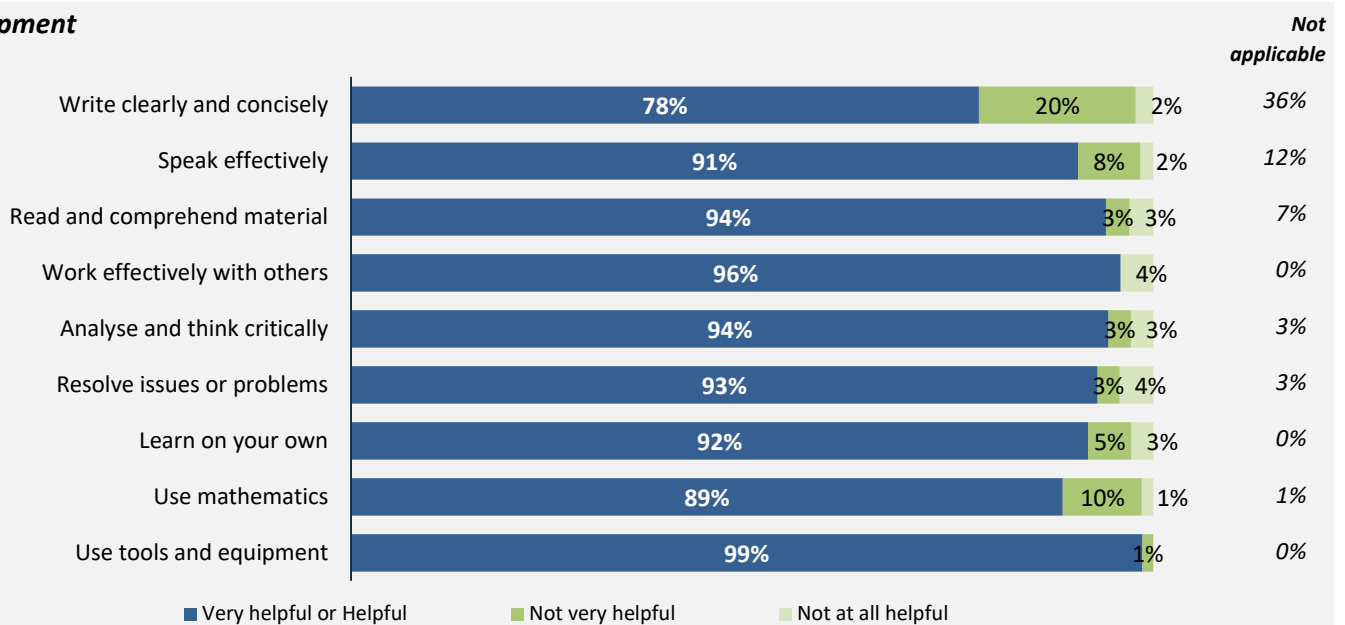
<b>Cohort</b>	<b>141</b>
<b>Respondents</b>	<b>74</b>
<b>Response Rate</b>	<b>52%</b>

## Skill Development and Post-Secondary Experience

# 93%

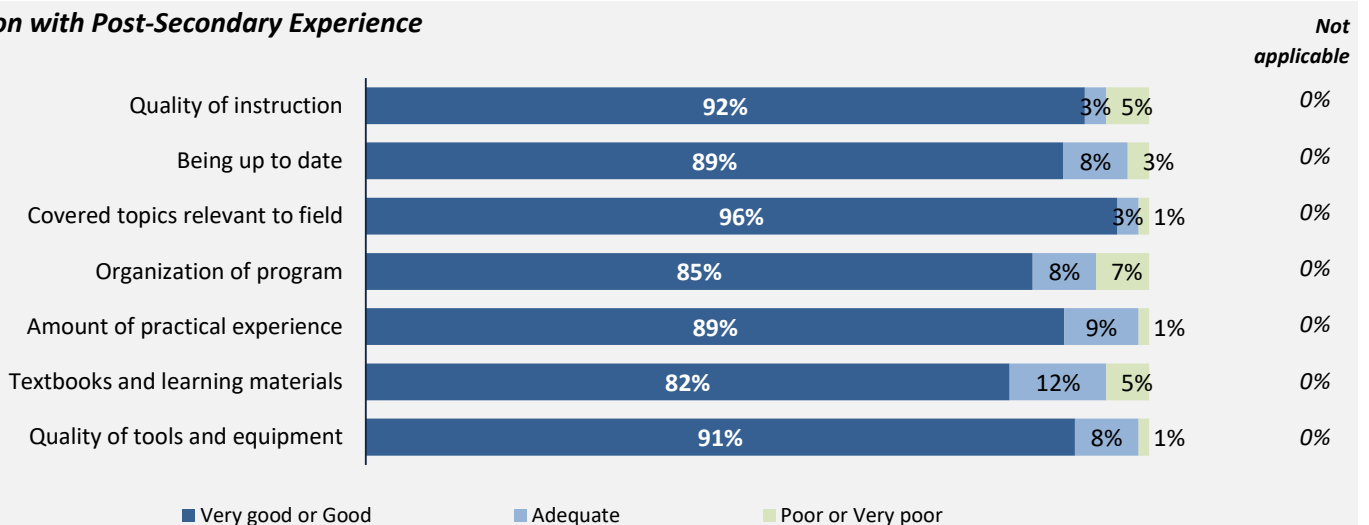
said they were very satisfied or satisfied with the education they received.

### Skill Development



Percentages are based on those who gave a valid rating, excluding those who said not applicable.

### Satisfaction with Post-Secondary Experience



Percentages are based on those who gave a valid rating, excluding those who said not applicable.

# Summary of Survey Results: 2019-2023

Trades Training Type:

Trades foundation, Trades-related vocational programs

**Applied filters:**

CPC: VCC: Professional Cook 1 ITA Youth;

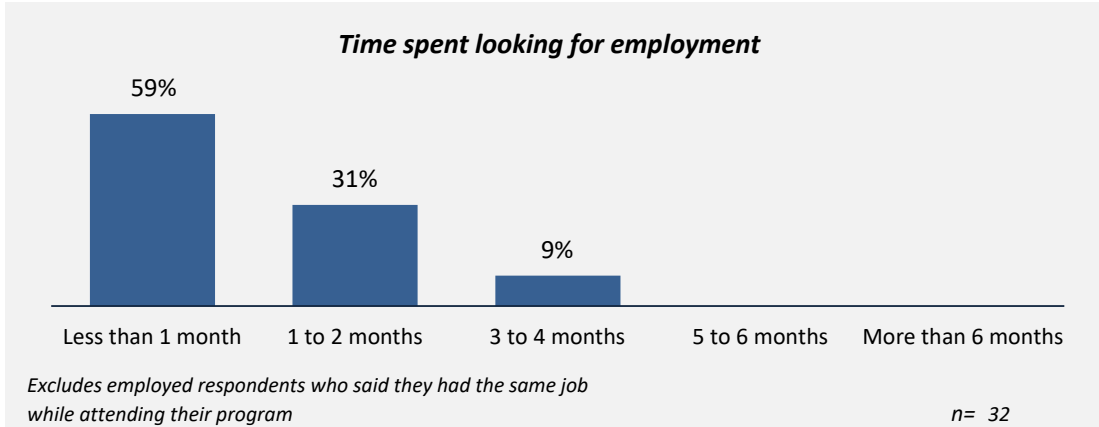
Cohort	141
Respondents	74
Response Rate	52%

## Trades foundation & Trades-related vocational programs

### Employment After Leaving School

**41%**  
had the same job before or while they were attending school

**86%**  
said their education was useful in getting their job



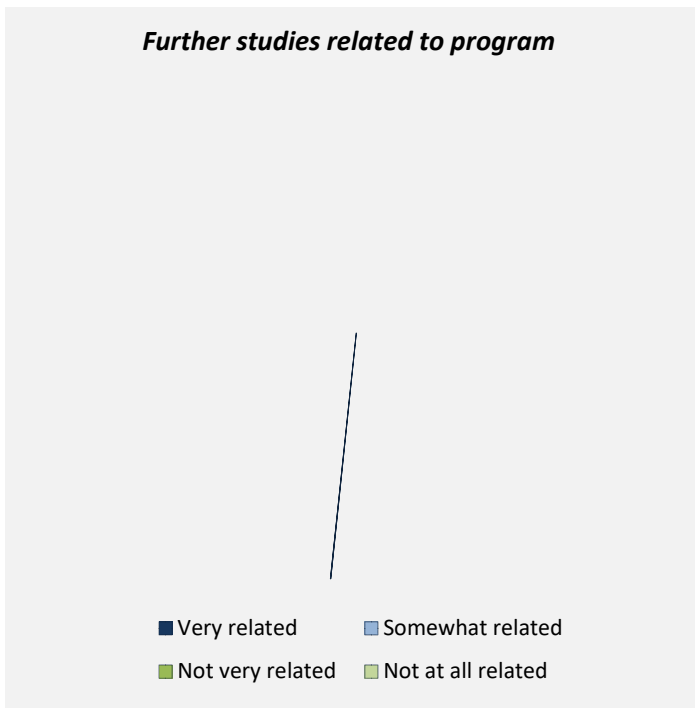
### Other Education

Trades-related vocational respondents only, results are shown for the education they took before and after their program.

—  
took further studies after completing their program  
n = -

—  
of those who had taken further studies said their program prepared them well

—  
of respondents were currently studying  
n = -



**Of those who took further studies at a different institution:**

—  
expected transfer credit  
n = -

**Of those who expected transfer credit:**

—  
received transfer credit

—  
were very satisfied or satisfied with their transfer experience

# Summary of Survey Results: 2019-2023

Trades Training Type:

Trades foundation, Trades-related vocational programs

**Applied filters:**

CPC: VCC: Professional Cook 1 ITA Youth;

Cohort	141
Respondents	74
Response Rate	52%

**had taken previous post-secondary education** n = -



Based on those who had taken previous post-secondary education.  
Respondents could report more than one type of post-secondary credential.

**Transition to Apprenticeship** n = 69  
The following results are for Trades foundation respondents only.

**67%**  
of Trades foundation respondents tried to get employment as an apprentice after they left their program

**82%**  
of those who tried to get employment as an apprentice were successful

