

Summary of Survey Results: 2019-2023

Trades Training Type:

Progressive apprenticeship, Traditional apprenticeship, Trades foundation, and Trades-related vocational programs

Applied filters:

CPC: VCC: Professional Cook 2 Advanced;

Cohort	241
Respondents	114
Response Rate	47%

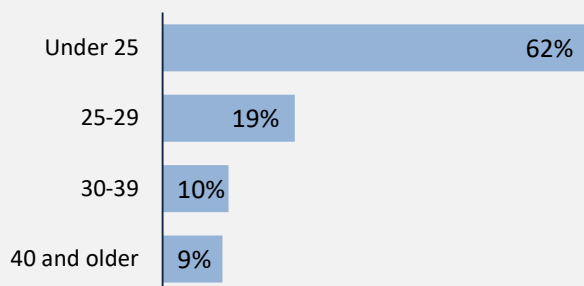
Description of Survey Respondents

Demographics

Gender



Age at the Time of the Survey



Aboriginal Identity

4%

Based on domestic students only

Median Age

22

About the Respondents

12%

relocated from their hometown to attend program


0%

*took **Adult Basic Education** courses during or prior to their trades training program*

6%

*took **English as a Second Language** courses during or prior to their trades training program*

Region respondents were living in at the time of the survey



Summary of Survey Results: 2019-2023

Trades Training Type:

Progressive apprenticeship, Traditional apprenticeship, Trades foundation, and Trades-related vocational programs

Applied filters:

CPC: VCC: Professional Cook 2 Advanced;

Cohort	241
Respondents	114
Response Rate	47%

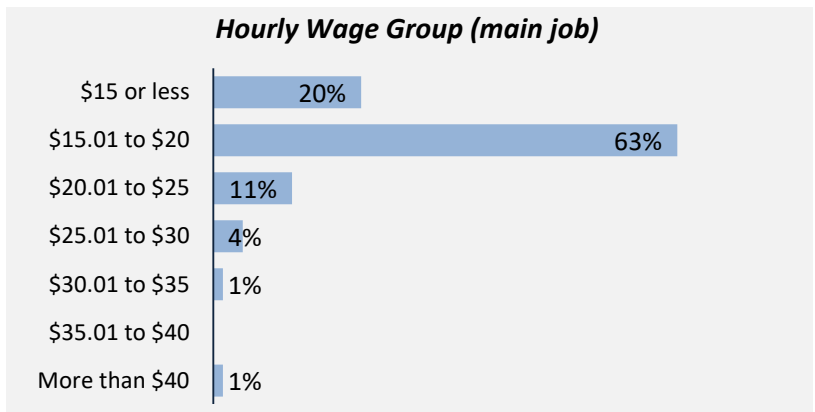
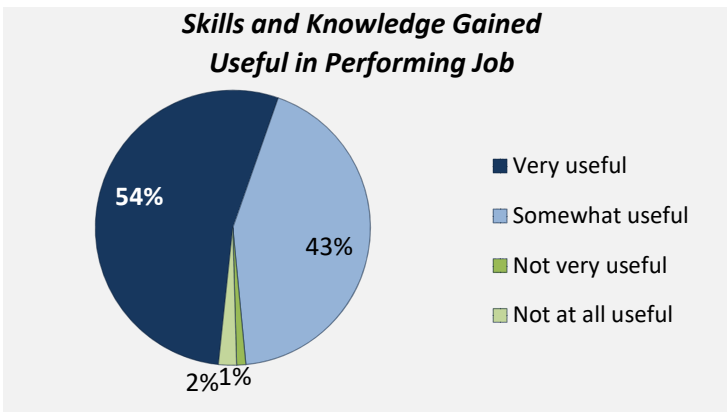
Employment Outcomes

<p>In the labour force</p> <h1>98%</h1>	<p>Employment rate</p> <h1>89%</h1>	<p>Unemployment rate</p> <h1>8.7%</h1>
--	--	---

The "Employment rate" is the number employed as a percentage of all respondents.
 The "Unemployment rate" is the number of unemployed as a percentage of respondents in the labour force.

Of those employed: n = 95

<table border="0"> <tr> <td>Employed full-time</td> <td style="text-align: right;">91%</td> </tr> <tr> <td>Employed in training-related job</td> <td style="text-align: right;">93%</td> </tr> <tr> <td>Employed in permanent position</td> <td style="text-align: right;">86%</td> </tr> </table>	Employed full-time	91%	Employed in training-related job	93%	Employed in permanent position	86%	<p>Hourly Wage (median, main job)</p> <h1>\$17</h1>	<p>Hours Worked (median, main job)</p> <h1>40</h1>
Employed full-time	91%							
Employed in training-related job	93%							
Employed in permanent position	86%							



Top Occupations (4-digit NOC)	# employed	% of those employed
6322: Cooks	66	69%
6321: Chefs	19	20%
XXXX: Unclassified occupations	3	3%
6711: Food counter attendants, kitchen helpers and related support occupations	2	2%
4214: Early childhood educators and assistants	1	1%
8612: Landscaping and grounds maintenance labourers	1	1%
6525: Hotel front desk clerks	1	1%
6331: Butchers, meat cutters and fishmongers - retail and wholesale	1	1%
6513: Food and beverage servers	1	1%
Total of top occupations	95	100%
Total employed	95	

Summary of Survey Results: 2019-2023

Trades Training Type:

Progressive apprenticeship, Traditional apprenticeship, Trades foundation, and Trades-related vocational programs

Applied filters:

CPC: VCC: Professional Cook 2 Advanced;

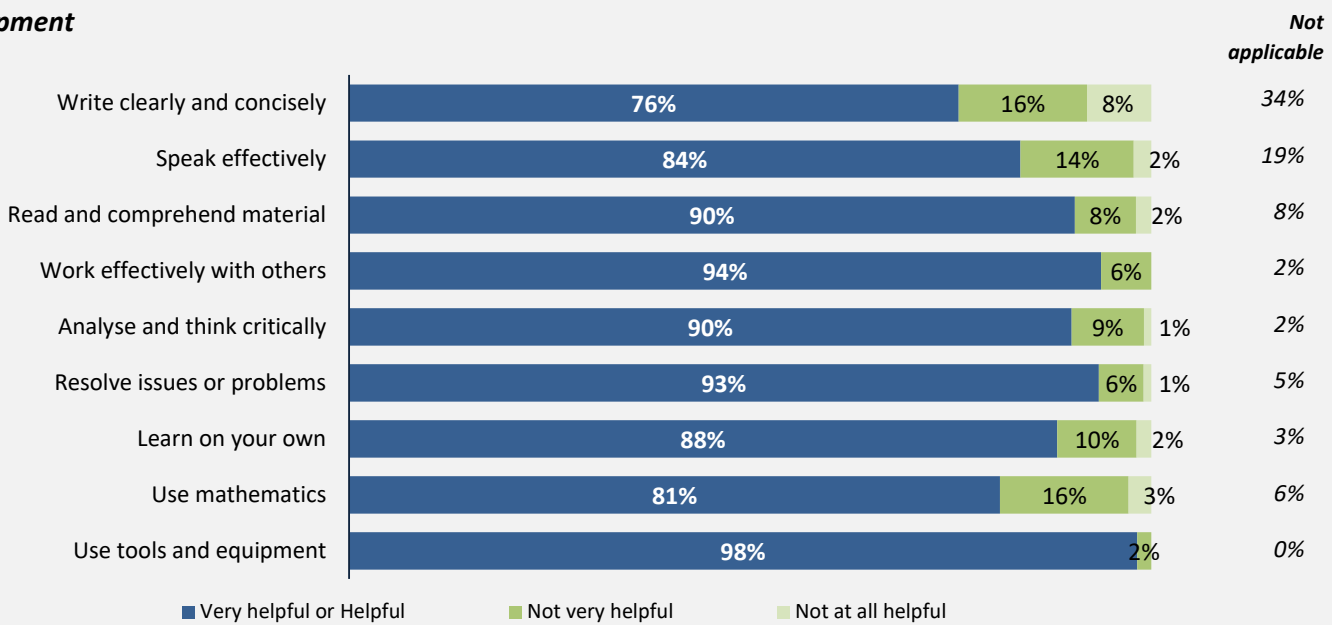
Cohort	241
Respondents	114
Response Rate	47%

Skill Development and Post-Secondary Experience

90%

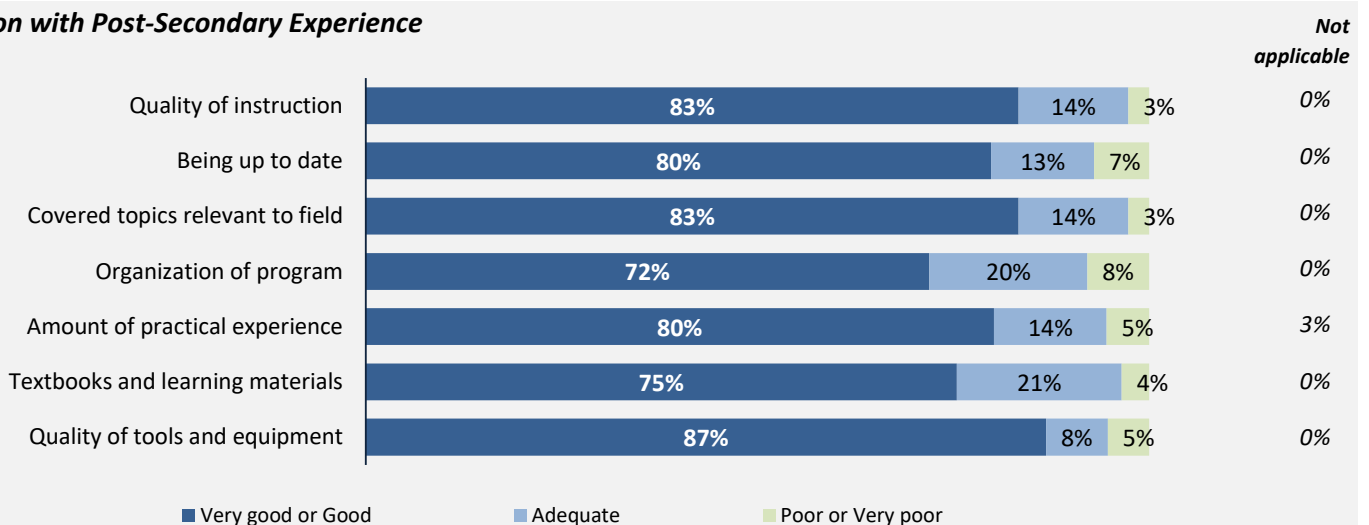
said they were very satisfied or satisfied with the education they received.

Skill Development



Percentages are based on those who gave a valid rating, excluding those who said not applicable.

Satisfaction with Post-Secondary Experience



Percentages are based on those who gave a valid rating, excluding those who said not applicable.

Summary of Survey Results: 2019-2023

Trades Training Type:

Trades foundation, Trades-related vocational programs

Applied filters:

CPC: VCC: Professional Cook 2 Advanced;

Cohort	241
Respondents	114
Response Rate	47%

Trades foundation & Trades-related vocational programs

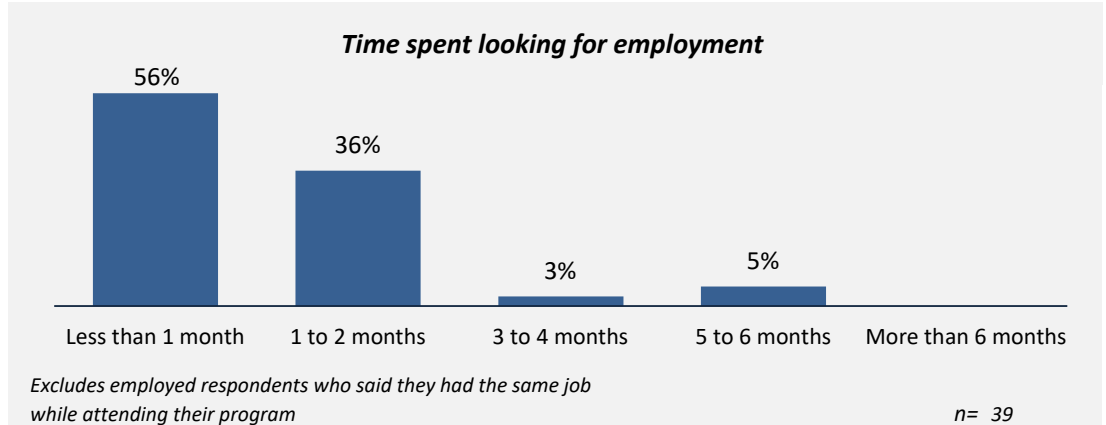
Employment After Leaving School

56%

had the same job before or while they were attending school

83%

said their education was useful in getting their job



Other Education

Trades-related vocational respondents only, results are shown for the education they took before and after their program.

—

took further studies after completing their program

n = -

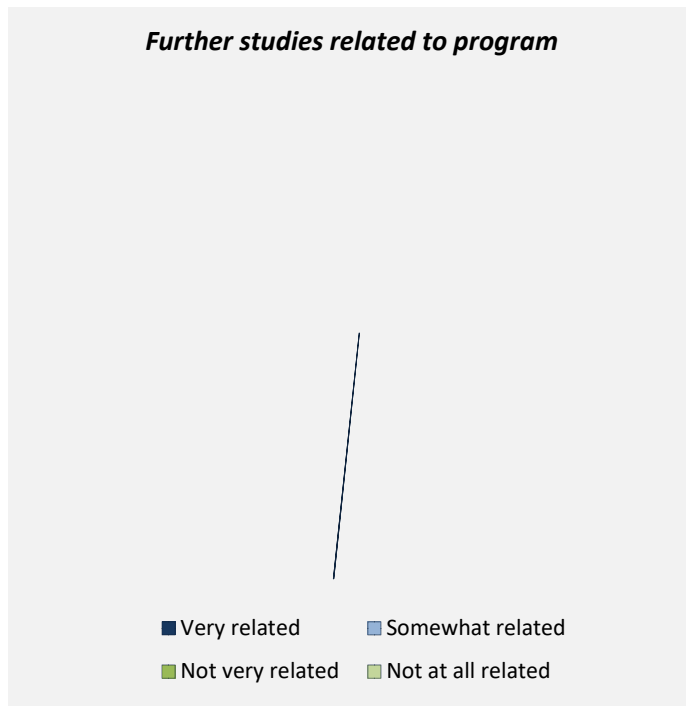
—

of those who had taken further studies said their program prepared them well

—

of respondents were currently studying

n = -



Of those who took further studies at a different institution:

—

expected transfer credit

n = -

Of those who expected transfer credit:

—

received transfer credit

—

were very satisfied or satisfied with their transfer experience

Summary of Survey Results: 2019-2023

Trades Training Type:

Trades foundation, Trades-related vocational programs

Applied filters:

CPC: VCC: Professional Cook 2 Advanced;

Cohort	241
Respondents	114
Response Rate	47%

had taken previous post-secondary education n = -



Based on those who had taken previous post-secondary education.
Respondents could report more than one type of post-secondary credential.

Transition to Apprenticeship n = 105
The following results are for Trades foundation respondents only.

61%

of Trades foundation respondents tried to get employment as an apprentice after they left their program

85%

of those who tried to get employment as an apprentice were successful

Program prepared them for their apprenticeship training

- Very well
- Well
- Adequately
- Poorly
- Very poorly

