

# Summary of Survey Results: 2018 to 2022

Trades Training Type:

*Progressive apprenticeship, Traditional apprenticeship, Trades foundation, and Trades-related vocational programs*

**Applied filters:**

CPC: VCC: Automotive Collision Repair Senior Secondary;

<b>Cohort</b>	<b>90</b>
<b>Respondents</b>	<b>42</b>
<b>Response Rate</b>	<b>47%</b>

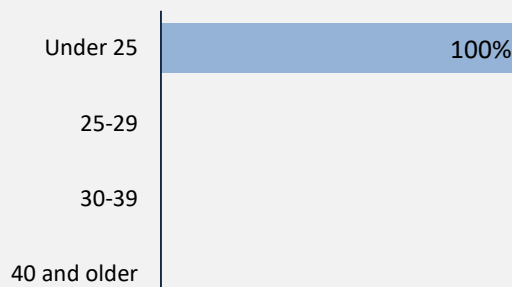
## Description of Survey Respondents

### Demographics

#### Gender



#### Age at the Time of the Survey



#### Aboriginal Identity

10%

*Based on domestic students only*

#### Median Age

19

### About the Respondents

2%

*relocated from their hometown to attend program*

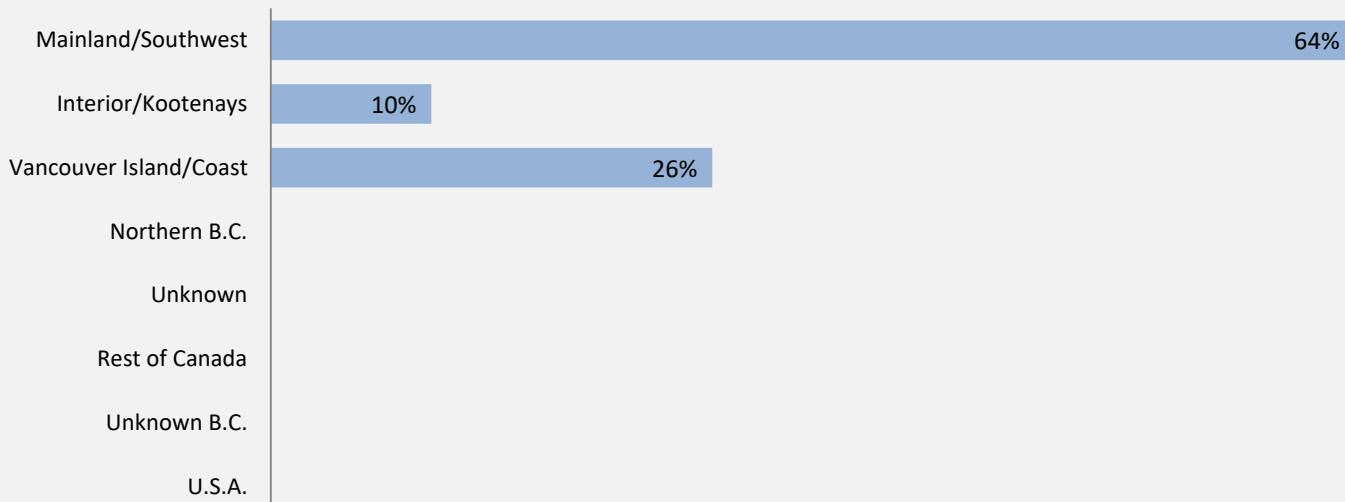
5%

*took **Adult Basic Education** courses during or prior to their trades training program*

5%

*took **English as a Second Language** courses during or prior to their trades training program*

### Region respondents were living in at the time of the survey



# Summary of Survey Results: 2018 to 2022

Trades Training Type:

*Progressive apprenticeship, Traditional apprenticeship, Trades foundation, and Trades-related vocational programs*

**Applied filters:**

CPC: VCC: Automotive Collision Repair Senior Secondary;

Cohort	90
Respondents	42
Response Rate	47%

## Employment Outcomes

**In the labour force**

**88%**

**Employment rate**

**71%**

**Unemployment rate**


**16.7%**

The "Employment rate" is the number employed as a percentage of all respondents.

The "Unemployment rate" is the number of unemployed as a percentage of respondents in the labour force.

### Of those employed:

n = 30



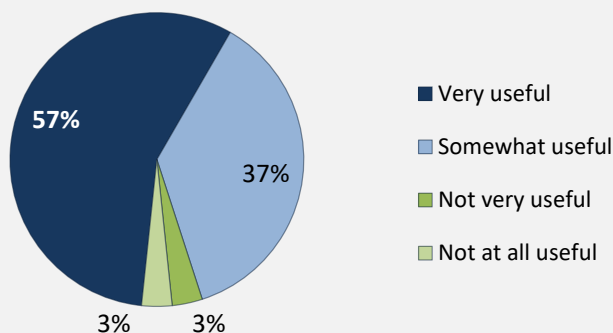
**Hourly Wage  
(median, main job)**

**\$16**

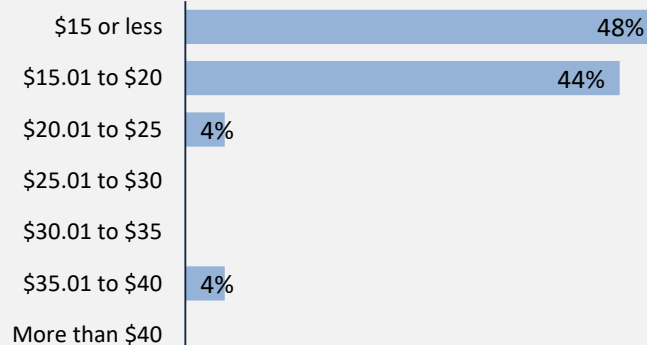
**Hours Worked  
(median, main job)**

**40**

### Skills and Knowledge Gained Useful in Performing Job



### Hourly Wage Group (main job)



### Top Occupations (4-digit NOC)

	# employed	% of those employed
7322: Motor vehicle body repairers	15	50%
7452: Material handlers	2	7%
7321: Automotive service technicians, truck and bus mechanics and mechanical repairers	2	7%
6622: Store shelf stockers, clerks and order fillers	2	7%
2282: User support technicians	1	3%
6322: Cooks	1	3%
5225: Audio and video recording technicians	1	3%
7611: Construction trades helpers and labourers	1	3%
7521: Heavy equipment operators (except crane)	1	3%
0632: Accommodation service managers	1	3%
<b>Total of top occupations</b>	<b>27</b>	<b>90%</b>
<b>Total employed</b>	<b>30</b>	

# Summary of Survey Results: 2018 to 2022

Trades Training Type:

*Progressive apprenticeship, Traditional apprenticeship, Trades foundation, and Trades-related vocational programs*

**Applied filters:**

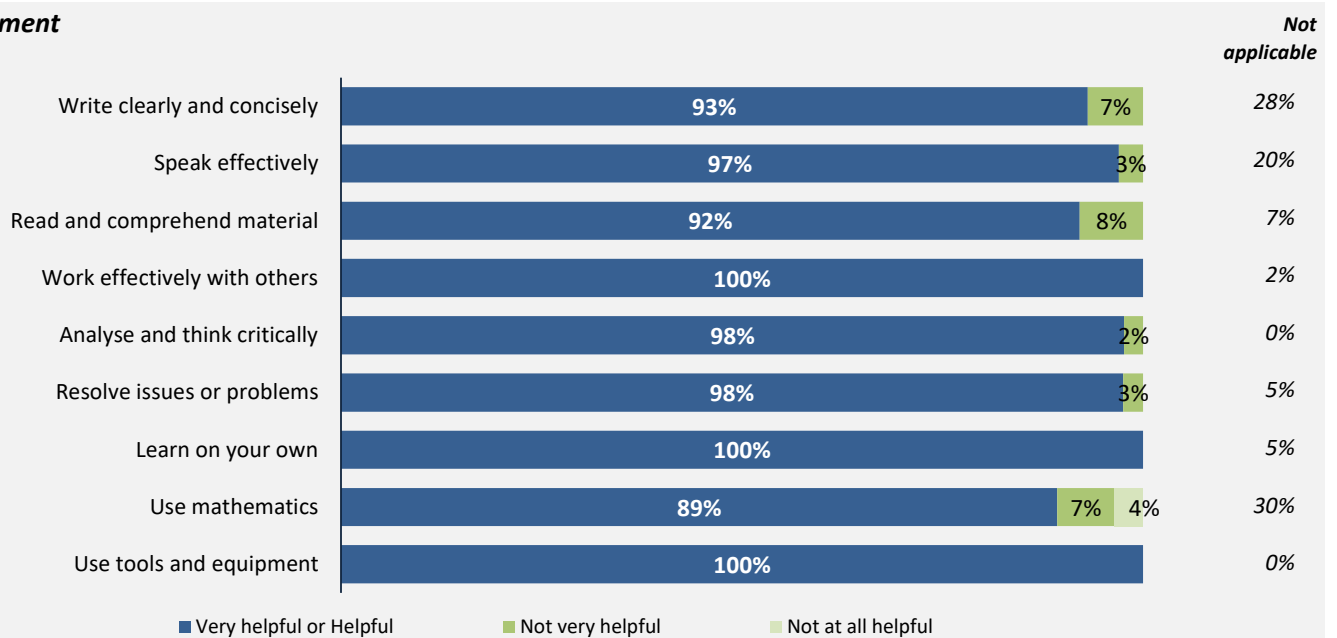
CPC: VCC: Automotive Collision Repair Senior Secondary;

<b>Cohort</b>	<b>90</b>
<b>Respondents</b>	<b>42</b>
<b>Response Rate</b>	<b>47%</b>

## Skill Development and Post-Secondary Experience

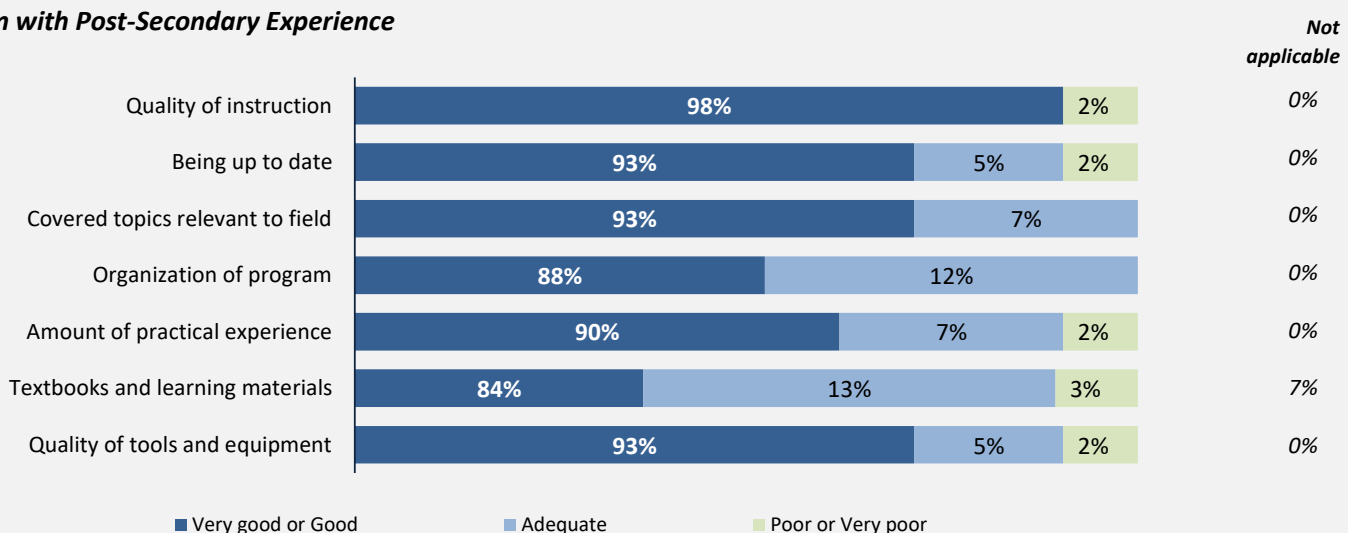
**100%** said they were very satisfied or satisfied with the education they received.

### Skill Development



Percentages are based on those who gave a valid rating, excluding those who said not applicable.

### Satisfaction with Post-Secondary Experience



Percentages are based on those who gave a valid rating, excluding those who said not applicable.

Trades Training Type:

Trades foundation, Trades-related vocational programs

**Applied filters:**

CPC: VCC: Automotive Collision Repair Senior Secondary;

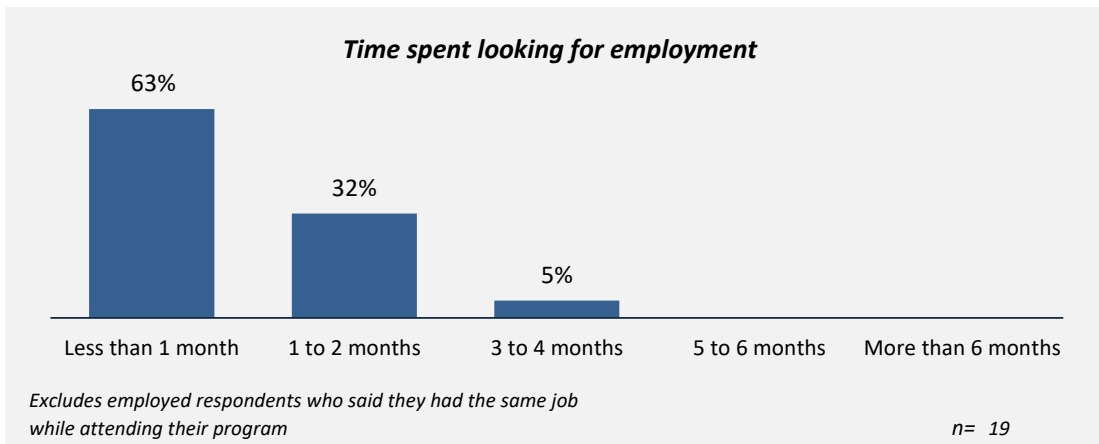
<b>Cohort</b>	<b>90</b>
<b>Respondents</b>	<b>42</b>
<b>Response Rate</b>	<b>47%</b>

## Trades foundation & Trades-related vocational programs

### Employment After Leaving School

**33%**  
had the same job before or while they were attending school

**90%**  
said their education was useful in getting their job



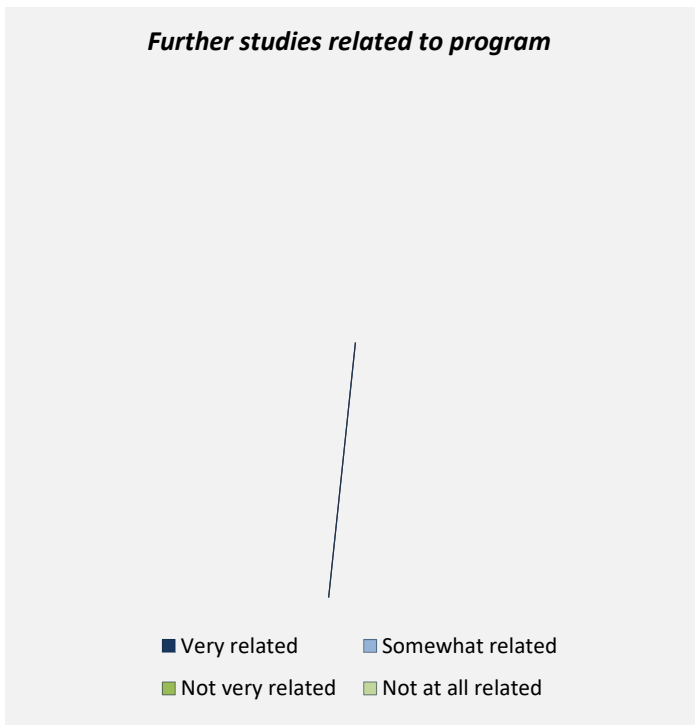
### Other Education

Trades-related vocational respondents only, results are shown for the education they took before and after their program.

—  
took further studies after completing their program  
n = -

—  
of those who had taken further studies said their program prepared them well

—  
of respondents were currently studying  
n = -



**Of those who took further studies at a different institution:**

—  
expected transfer credit  
n = -

**Of those who expected transfer credit:**

—  
received transfer credit

—  
were very satisfied or satisfied with their transfer experience

# Summary of Survey Results: 2018 to 2022

Trades Training Type:

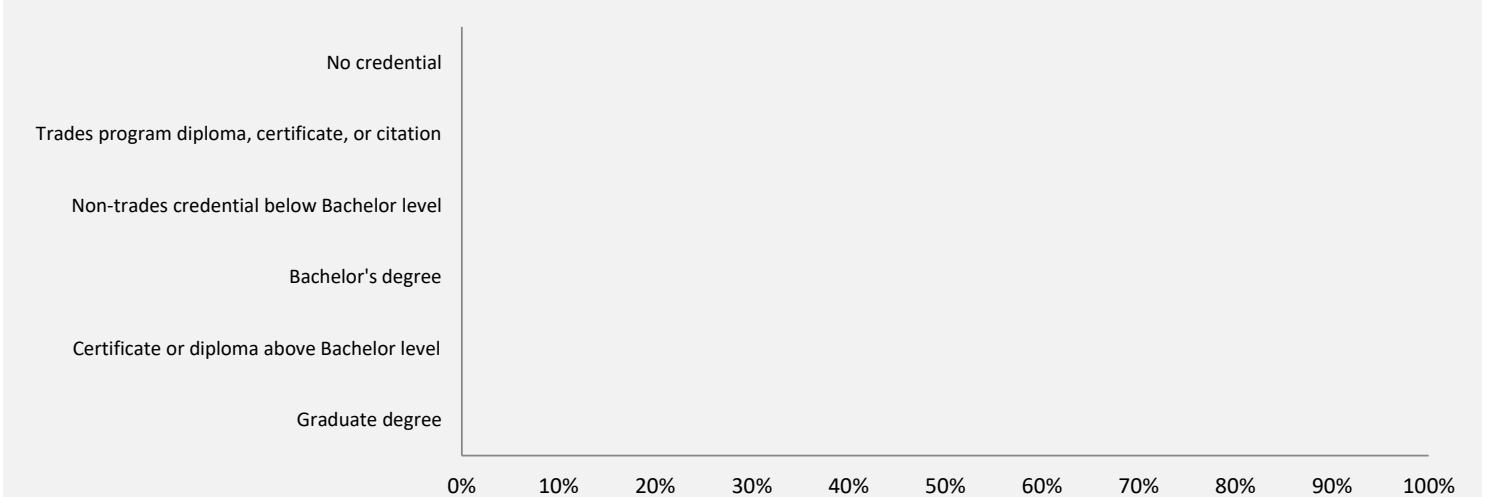
Trades foundation, Trades-related vocational programs

**Applied filters:**

CPC: VCC: Automotive Collision Repair Senior Secondary;

Cohort	90
Respondents	42
Response Rate	47%

**had taken *previous* post-secondary education** n = -



Based on those who had taken previous post-secondary education.  
Respondents could report more than one type of post-secondary credential.

**Transition to Apprenticeship** n = 40  
The following results are for Trades foundation respondents only.

**73%**  
of Trades foundation respondents tried to get employment as an apprentice after they left their program

**82%**  
of those who tried to get employment as an apprentice were successful

