

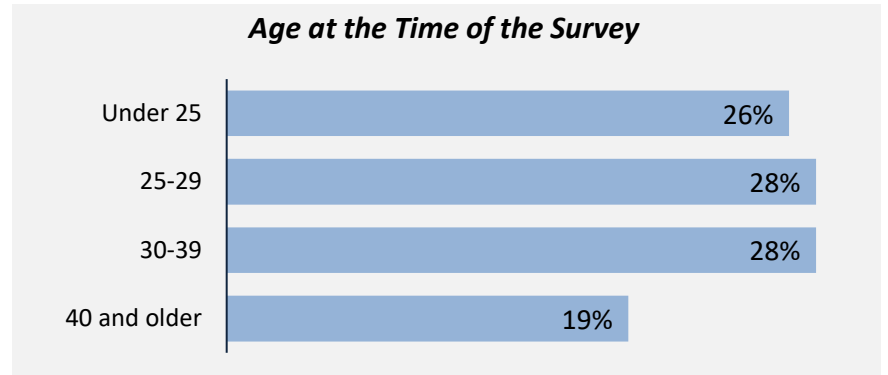
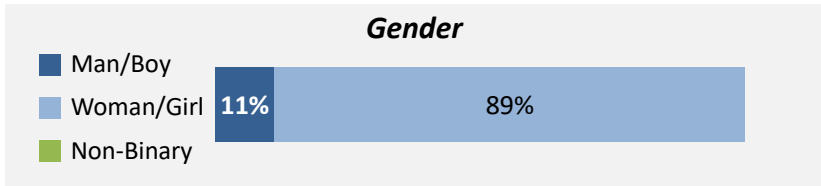
Applied filters:

CPC: VCC: Administrative Assistant;

Cohort	133
Respondents	80
Response Rate	60%

Description of Survey Respondents

Demographics



Indigenous Identity
3%
 Based on domestic students only.

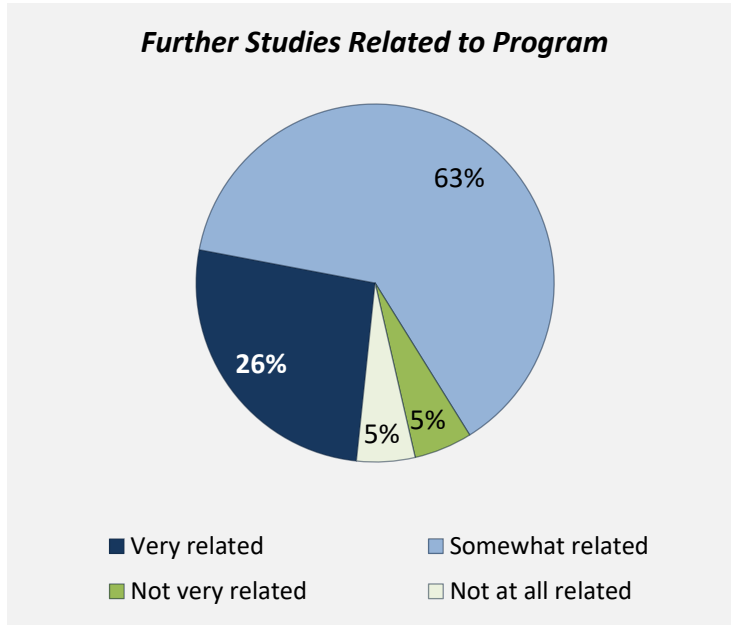
Median Age
29

Further Education

24%
 took further studies after graduating from their program
 n = 19

83%
 of those who had taken further studies said their program prepared them well

13%
 of respondents were currently studying



Of those who took further studies at a different institution:
14%
 expected transfer credit
 n = 1

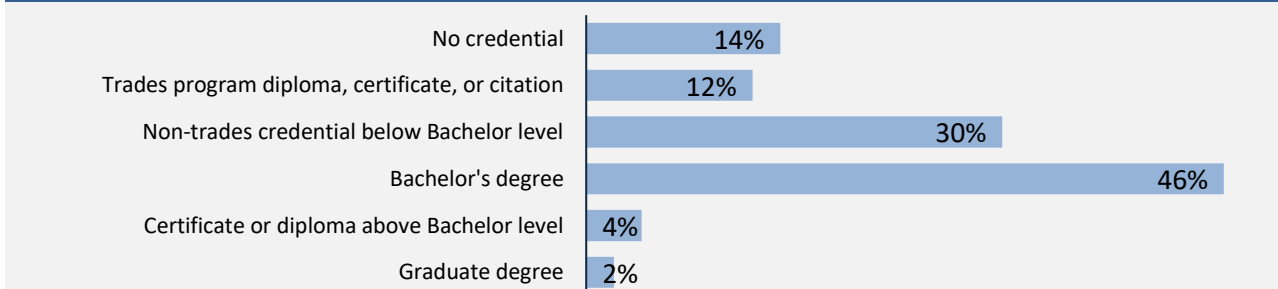
Of those who expected transfer credit:
0%
 Received transfer credit

100%
 were very satisfied or satisfied with their transfer experience

Past Education

65% of respondents had taken previous post-secondary education
 n = 51

Respondents were asked if they took ABE or ESL courses during or prior to their studies



Adult Basic Education
8%

English as a Second Language
9%

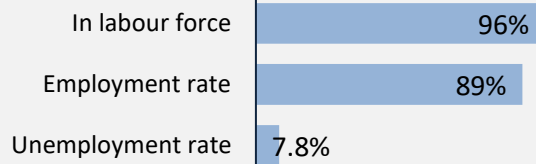
Credentials are based on those who had taken previous post-secondary education. Respondents could report more than one type of post-secondary credential.

Applied filters:

CPC: VCC: Administrative Assistant;

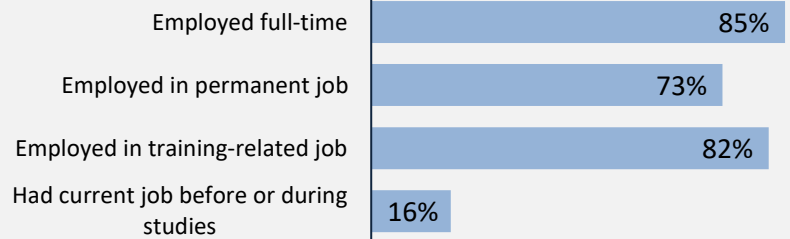
Cohort 133
Respondents 80
Response Rate 60%

Employment Outcomes



The "Employment rate" is the number employed as a percentage of all respondents. The "Unemployment rate" is the number of unemployed as a percentage of respondents in the labour force.

Of those employed: n = 71



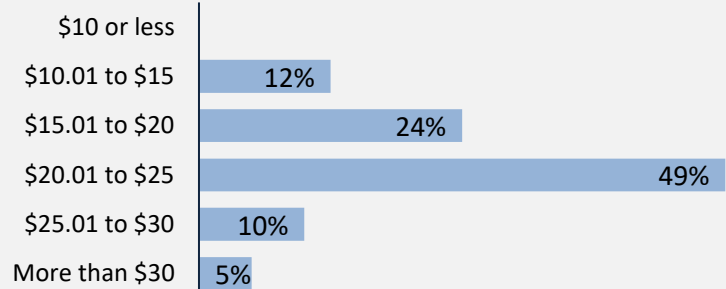
Weekly Hours Worked
(median, main job)

38

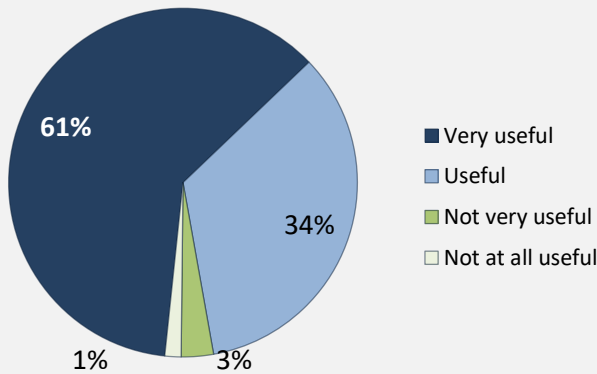
Hourly Wage
(median, main job)

\$22

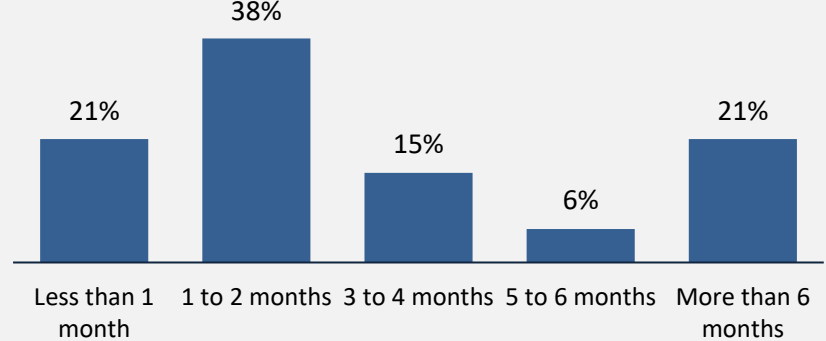
Hourly Wage Group (main job)



Skills and Knowledge Gained
Useful in Performing Job



Time Spent Looking for Employment



Top Occupations (5-digit NOC)

	# Employed	% of those employed
13110: Administrative assistants	19	27%
14101: Receptionists	8	11%
XXXXX: Unclassified occupations	6	8%
14100: General office support workers	5	7%
13111: Legal administrative assistants	5	7%
62020: Food service supervisors	3	4%
13112: Medical administrative assistants	3	4%
64409: Other customer and information services representatives	3	4%
64100: Retail salespersons and visual merchandisers	2	3%
13100: Administrative officers	2	3%
Total of top occupations	56	79%
Total employed	71	

Applied filters:

CPC: VCC: Administrative Assistant;

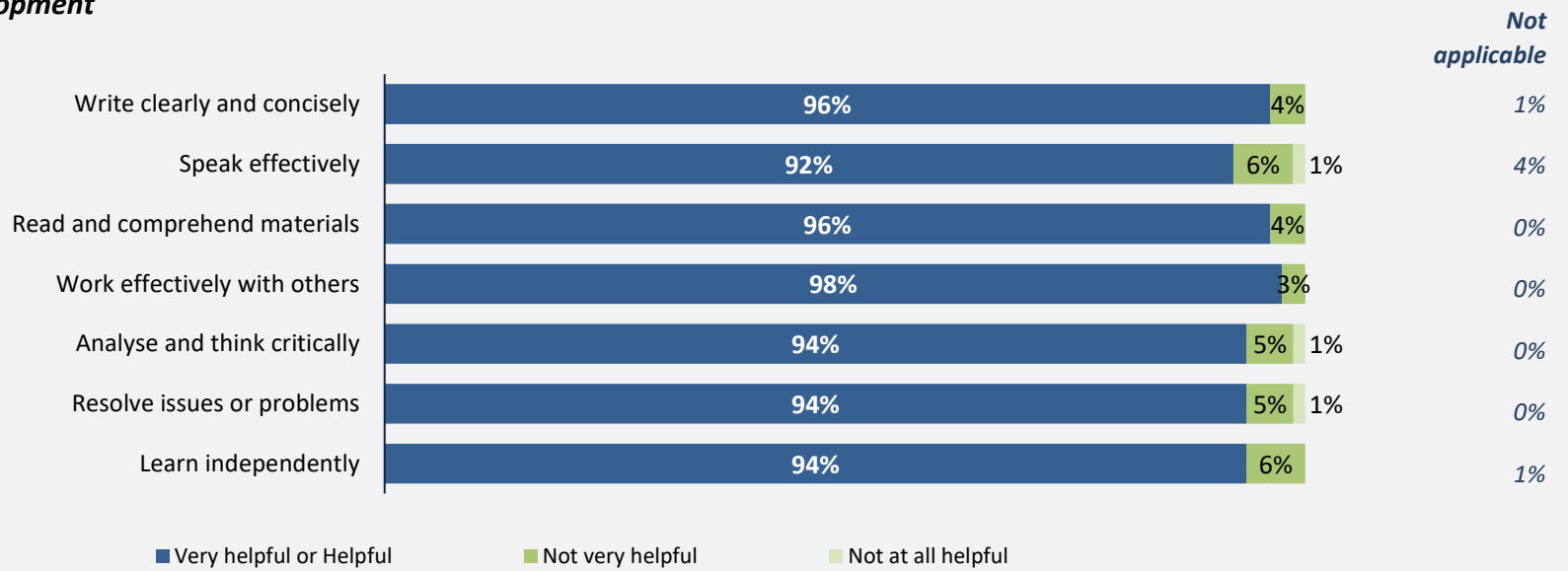
Cohort	133
Respondents	80
Response Rate	60%

Skill Development and Post-Secondary Experience

97%

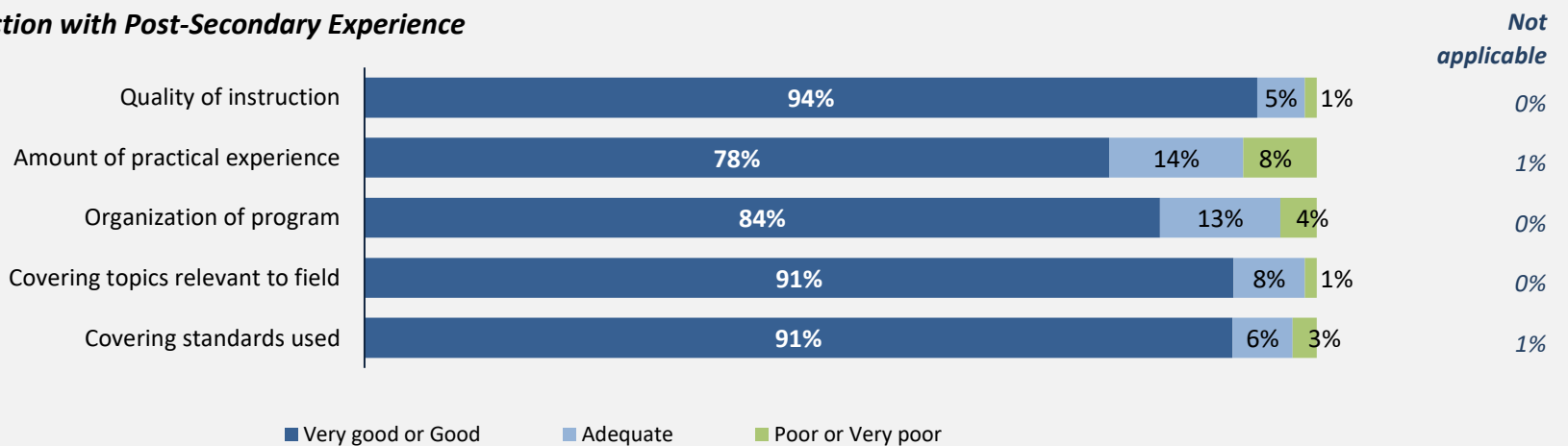
said they were very satisfied or satisfied with the education they received.

Skill Development



Percentages are based on those who gave a valid rating, excluding those who said Not applicable.

Satisfaction with Post-Secondary Experience



Percentages are based on those who gave a valid rating, excluding those who said Not applicable.