

**Applied filters:**

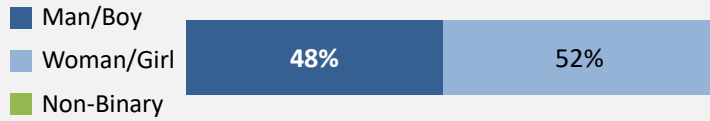
CPC: VCC: Architectural Technician;

**Cohort** 63  
**Respondents** 33  
**Response Rate** 52%

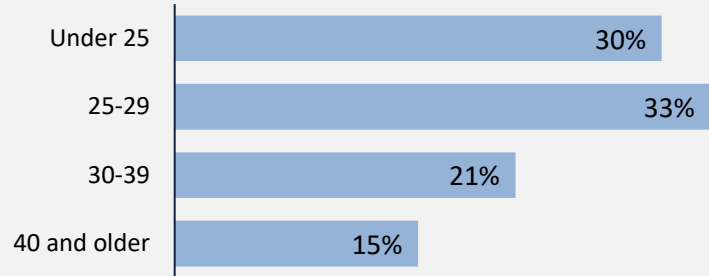
## Description of Survey Respondents

### Demographics

#### Gender



#### Age at the Time of the Survey



#### Indigenous Identity

-

*Based on domestic students only.*

#### Median Age

27

### Further Education

45%

took further studies after graduating from their program

*n = 15*

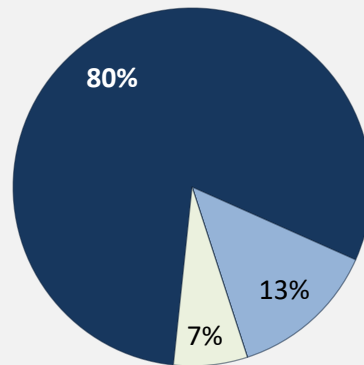
100%

of those who had taken further studies said their program prepared them well

36%

of respondents were currently studying

#### Further Studies Related to Program



Very related      Somewhat related  
 Not very related      Not at all related

#### Of those who took further studies at a different institution:

0%

expected transfer credit  
*n = 0*

#### Of those who expected transfer credit:

-

Received transfer credit

-

were very satisfied or satisfied with their transfer experience

### Past Education

70%

of respondents had taken previous post-secondary education

*n = 23*

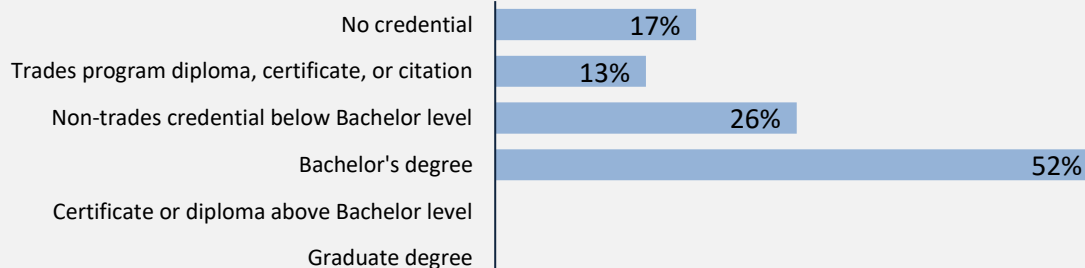
Respondents were asked if they took ABE or ESL courses during or prior to their studies

#### Adult Basic Education

9%

#### English as a Second Language

12%



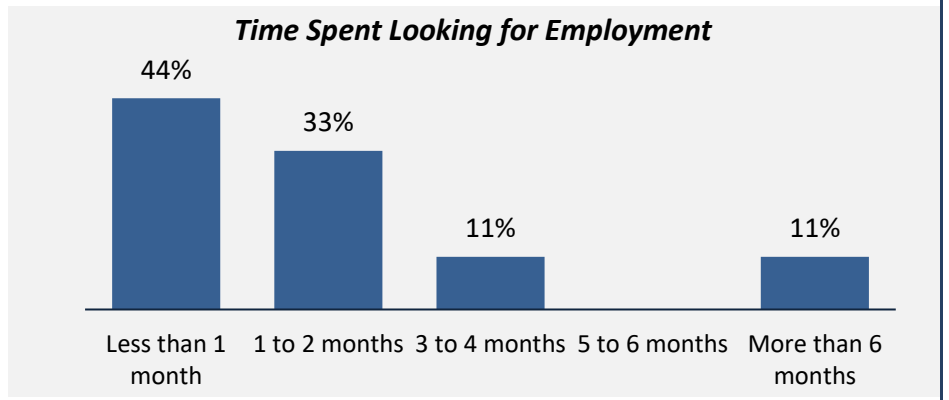
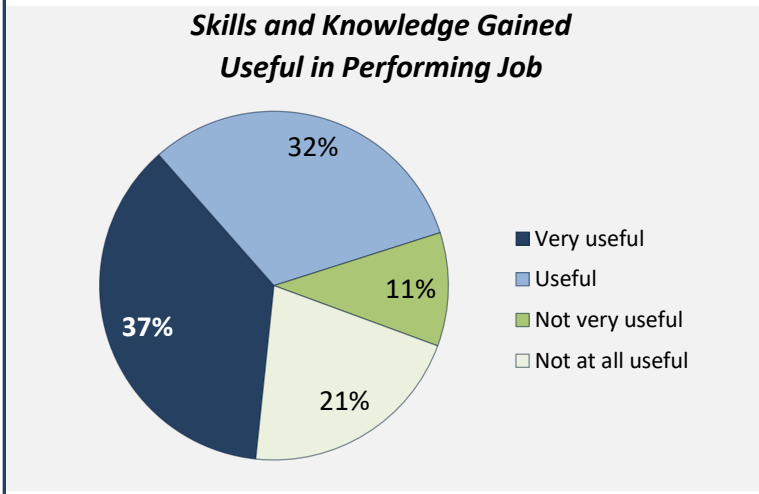
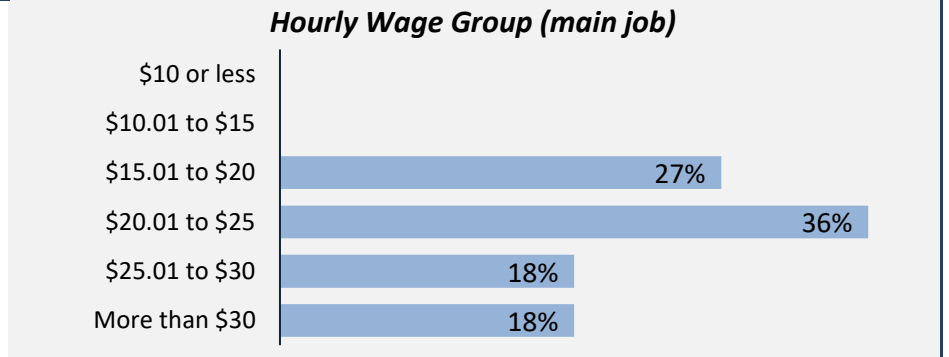
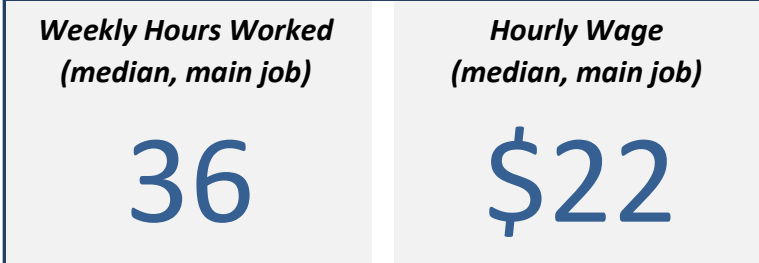
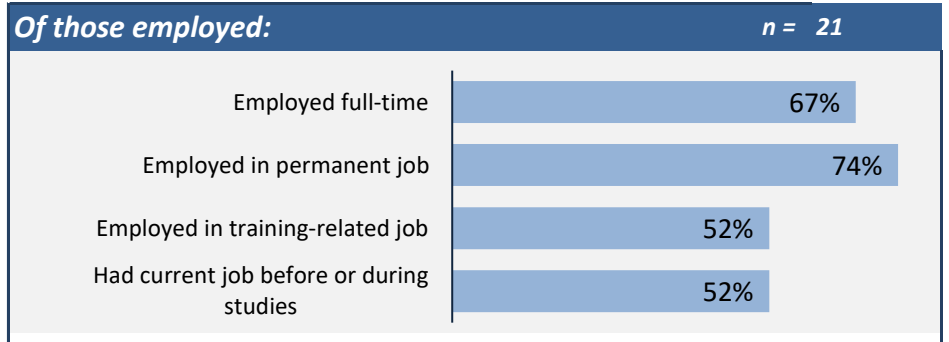
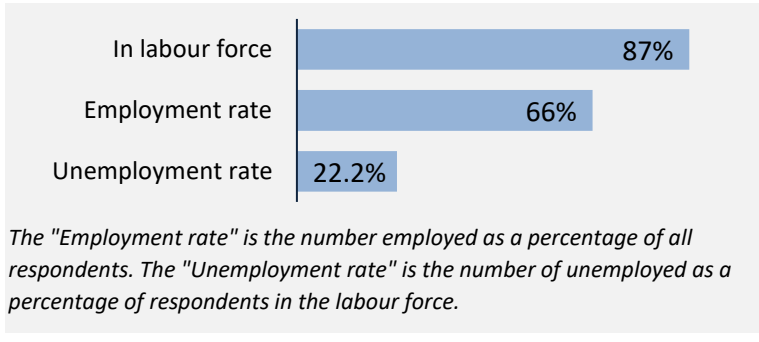
*Credentials are based on those who had taken previous post-secondary education. Respondents could report more than one type of post-secondary credential.*

**Applied filters:**

CPC: VCC: Architectural Technician;

<b>Cohort</b>	<b>63</b>
<b>Respondents</b>	<b>33</b>
<b>Response Rate</b>	<b>52%</b>

## Employment Outcomes



### Top Occupations (5-digit NOC)

	# Employed	% of those employed
22210: Architectural technologists and technicians	6	29%
22212: Drafting technologists and technicians	4	19%
XXXXX: Unclassified occupations	3	14%
62010: Retail sales supervisors	2	10%
65310: Light duty cleaners	1	5%
13111: Legal administrative assistants	1	5%
94131: Weavers, knitters and other fabric making occupations	1	5%
63100: Insurance agents and brokers	1	5%
11102: Financial advisors	1	5%
64320: Tour and travel guides	1	5%
<i>Total of top occupations</i>	21	100%
<i>Total employed</i>	21	

**Applied filters:**

CPC: VCC: Architectural Technician;

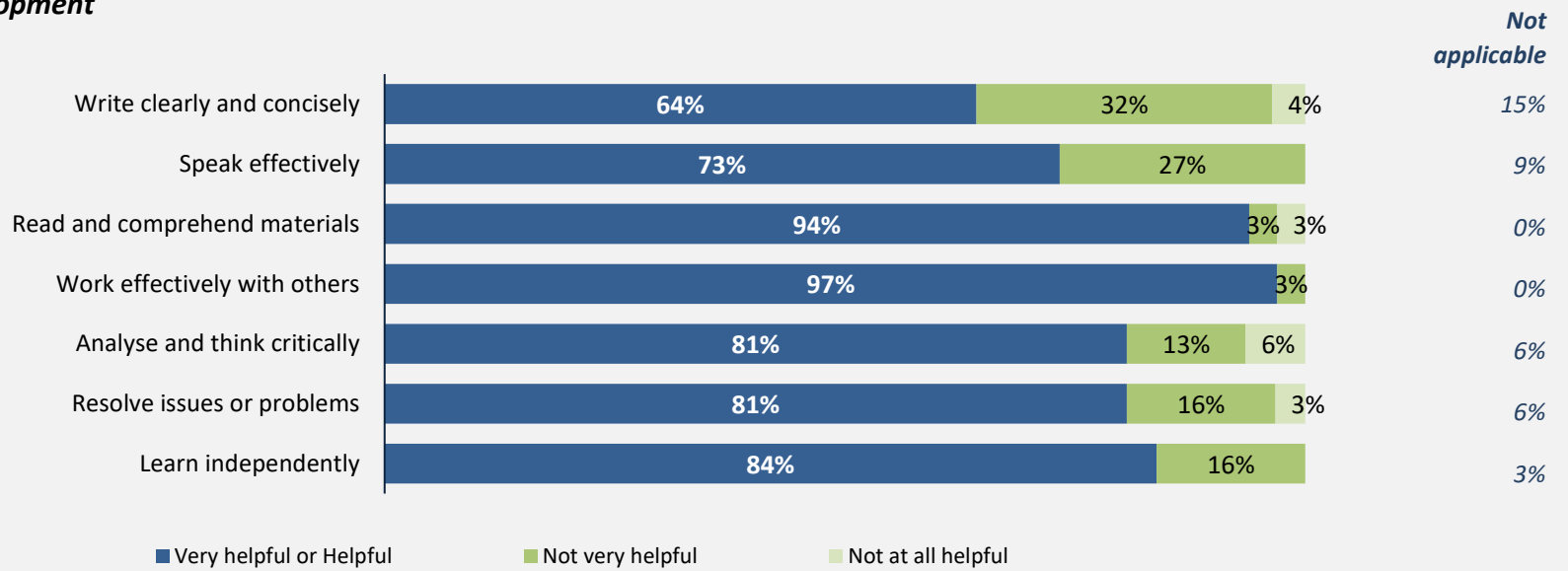
<b>Cohort</b>	<b>63</b>
<b>Respondents</b>	<b>33</b>
<b>Response Rate</b>	<b>52%</b>

## Skill Development and Post-Secondary Experience

**76%**

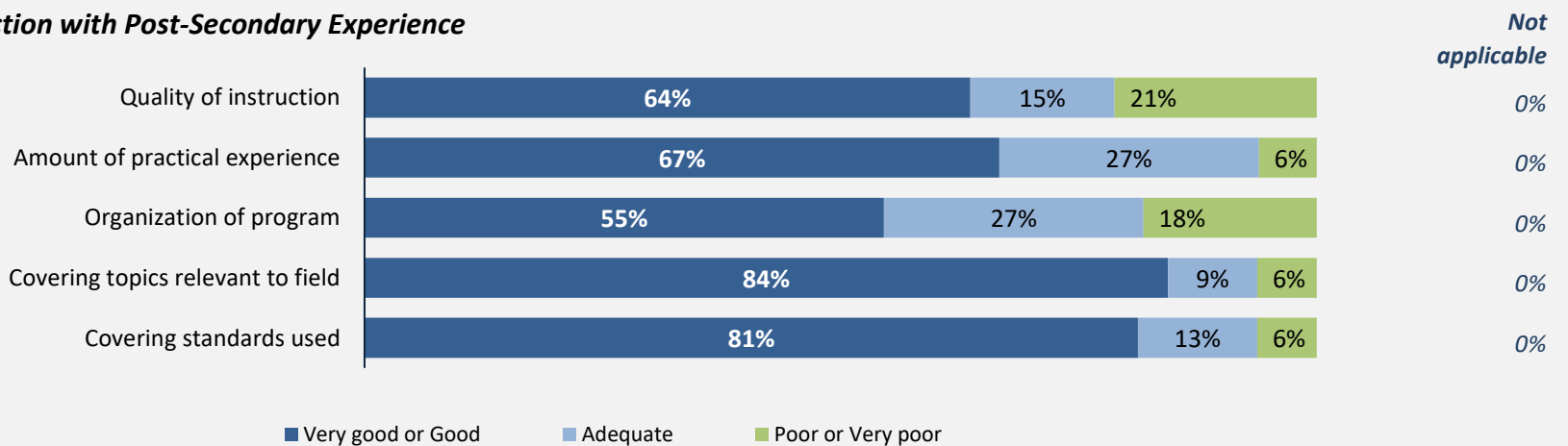
said they were very satisfied or satisfied with the education they received.

### Skill Development



Percentages are based on those who gave a valid rating, excluding those who said Not applicable.

### Satisfaction with Post-Secondary Experience



Percentages are based on those who gave a valid rating, excluding those who said Not applicable.