

Applied filters:
CPC: VCC: Asian Culinary Arts-Chinese Cuisine;

Cohort

96

Respondents

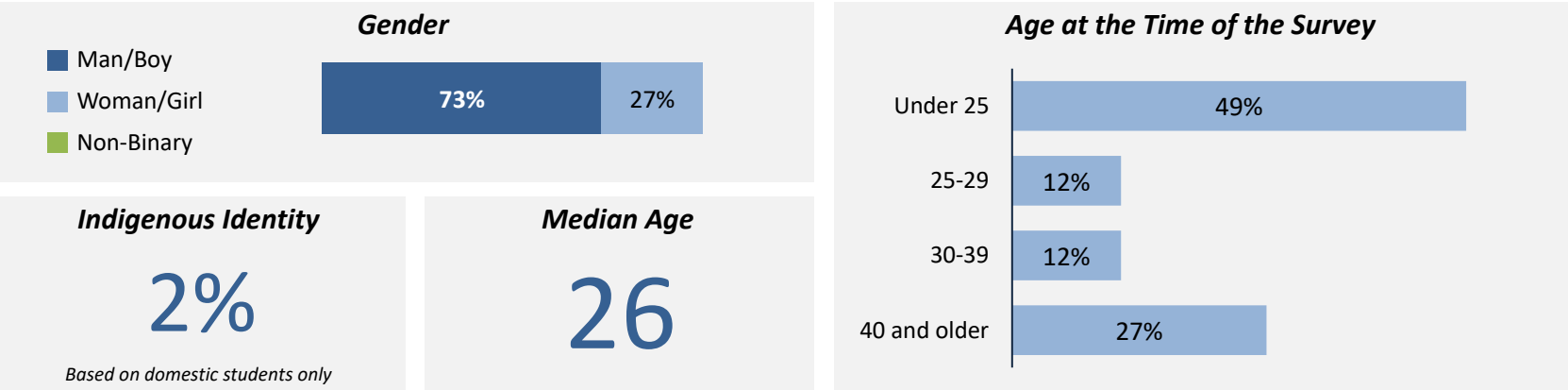
51

Response Rate

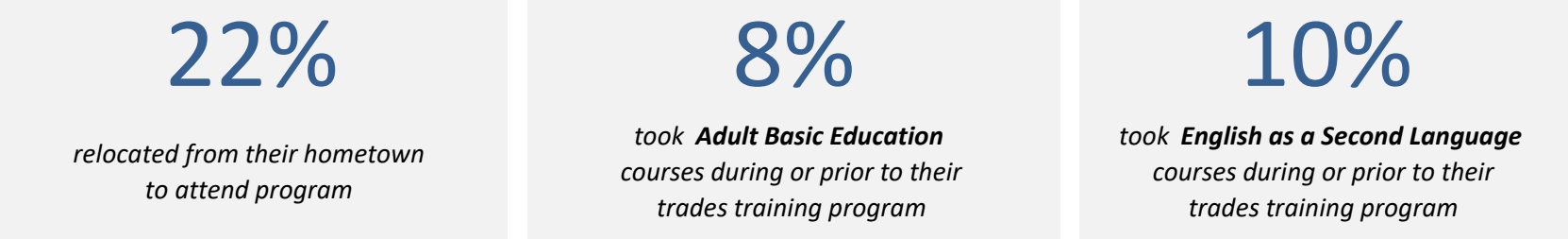
53%

Description of Survey Respondents

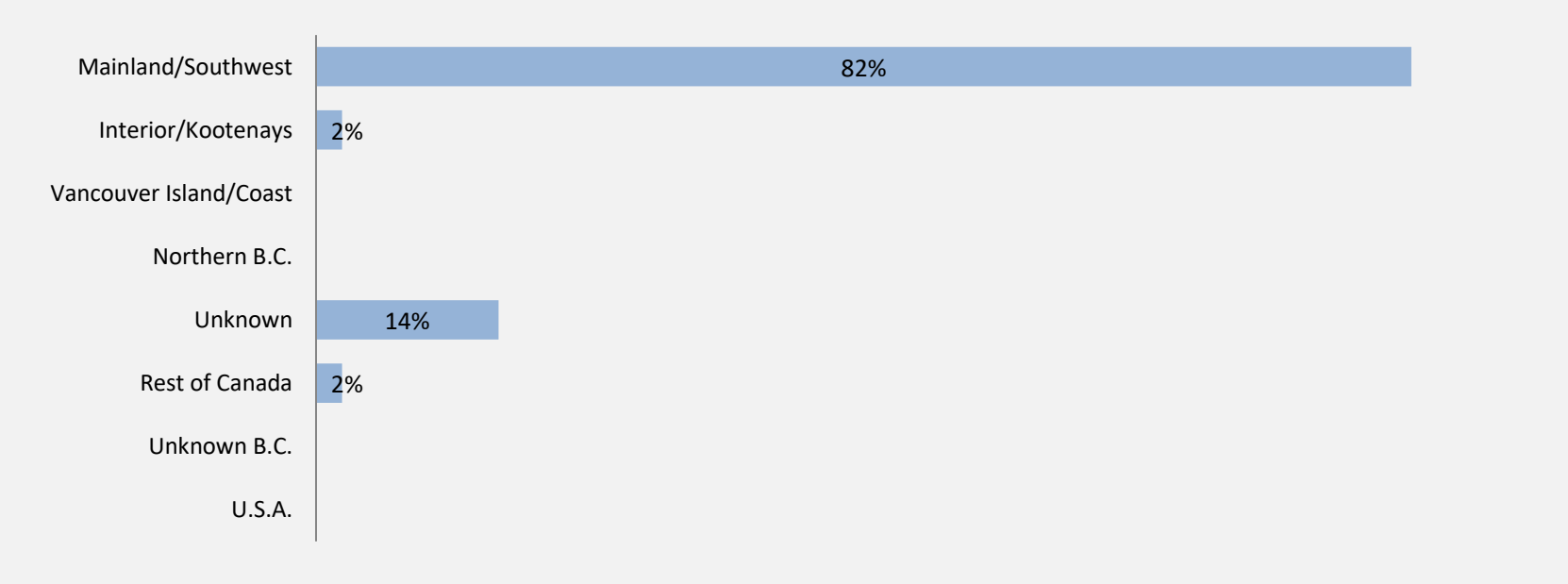
Demographics



About the Respondents



Region respondents were living in at the time of the survey



Summary of Survey Results: 2021-2025

Trades Training Type:
Progressive apprenticeship, Traditional apprenticeship, Trades foundation, and Trades-related vocational programs

Applied filters:

CPC: VCC: Asian Culinary Arts-Chinese Cuisine;

Cohort	96
Respondents	51
Response Rate	53%

Employment Outcomes

In the labour force

88%

Employment rate

76%

Unemployment rate

9.5%

The "Employment rate" is the number employed as a percentage of all respondents.
The "Unemployment rate" is the number of unemployed as a percentage of respondents in the labour force.

Of those employed:

n = 38

Employed full-time

50%

Employed in training-related job

84%

Employed in permanent position

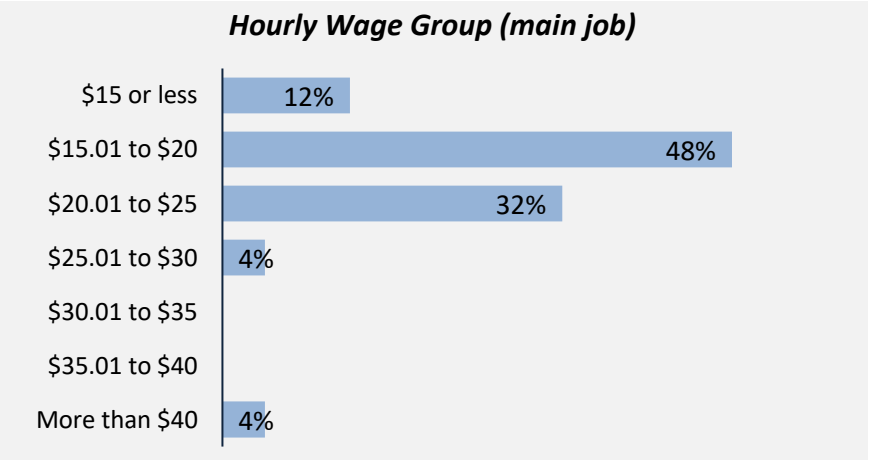
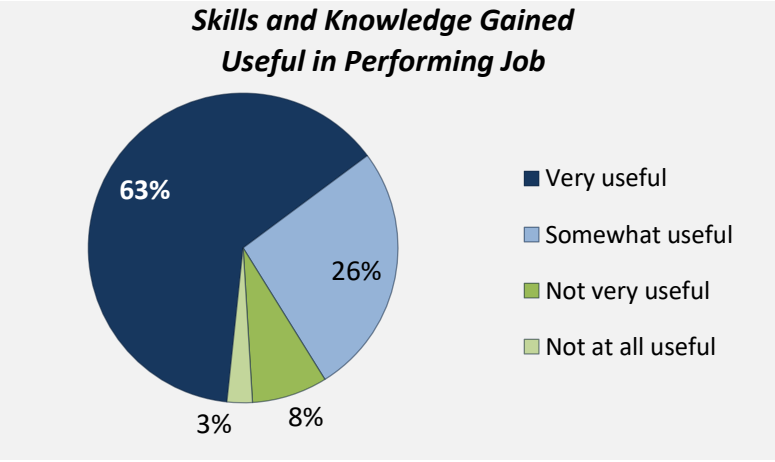
60%

Hourly Wage
(median, main job)

\$18

Hours Worked
(median, main job)

22



Top Occupations (5-digit NOC)	# employed	% of those employed
63200: Cooks	17	45%
65201: Food counter attendants, kitchen helpers and related support occupations	5	13%
62200: Chefs	5	13%
XXXXX: Unclassified occupations	4	11%
42201: Social and community service workers	1	3%
94100: Machine operators, mineral and metal processing	1	3%
11102: Financial advisors	1	3%
65200: Food and beverage servers	1	3%
32201: Massage therapists	1	3%
65102: Store shelf stockers, clerks and order fillers	1	3%
Total of top occupations	37	97%
Total employed	38	

Summary of Survey Results: 2021-2025

Trades Training Type:

*Progressive apprenticeship, Traditional apprenticeship,
Trades foundation, and Trades-related vocational programs*

Applied filters:

CPC: VCC: Asian Culinary Arts-Chinese Cuisine;

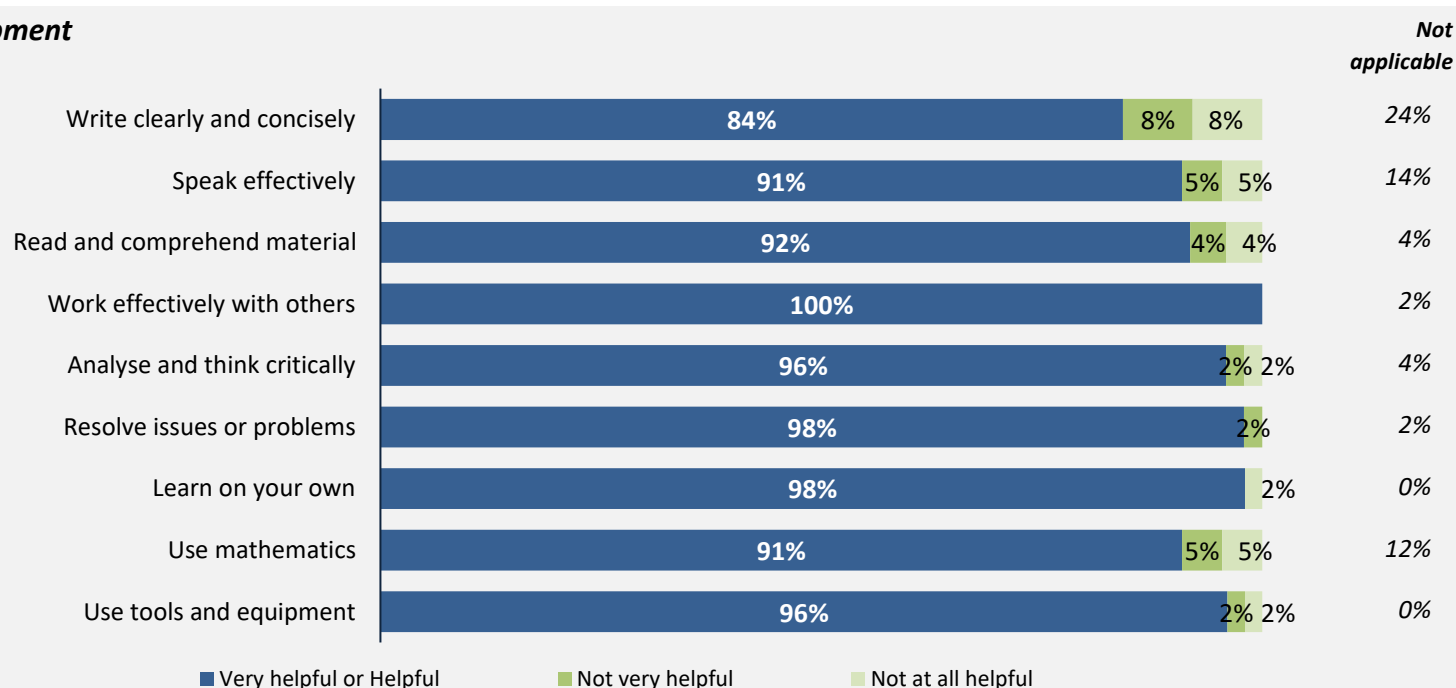
Cohort 96
Respondents 51
Response Rate 53%

Skill Development and Post-Secondary Experience

98%

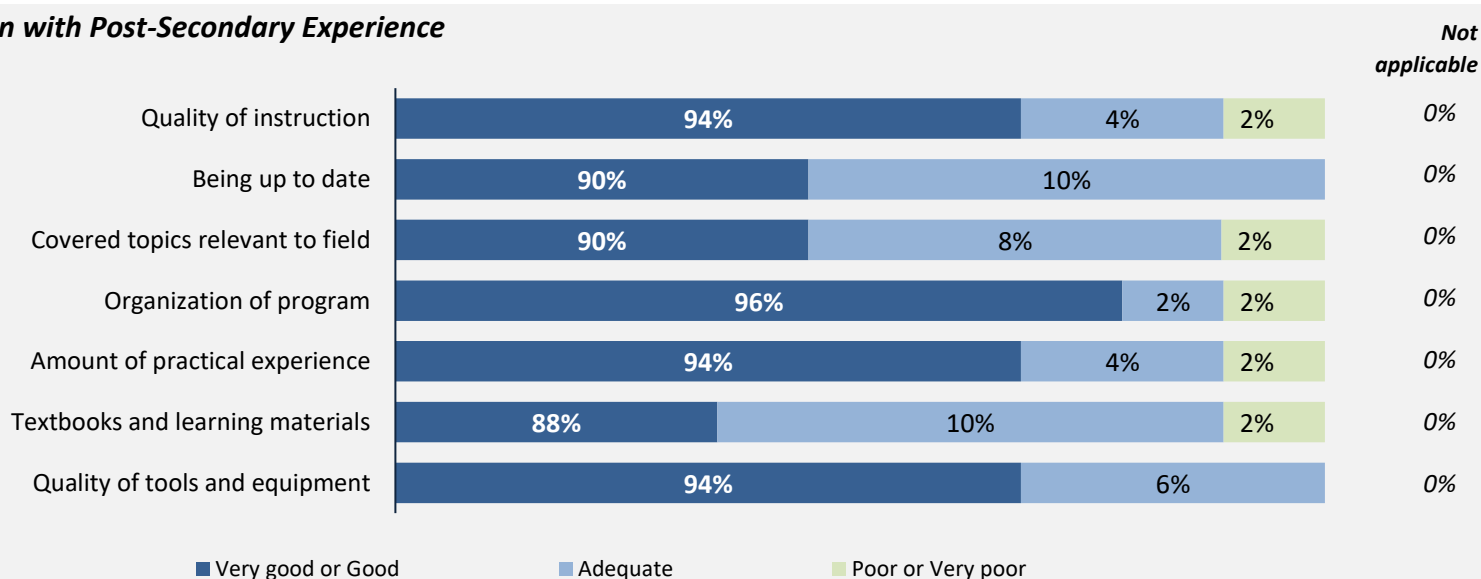
said they were very satisfied or satisfied with the education they received.

Skill Development



Percentages are based on those who gave a valid rating, excluding those who said not applicable.

Satisfaction with Post-Secondary Experience



Percentages are based on those who gave a valid rating, excluding those who said not applicable.

Summary of Survey Results: 2021-2025

Trades Training Type:
Trades foundation, Trades-related vocational programs

Applied filters:
CPC: VCC: Asian Culinary Arts-Chinese Cuisine;

Cohort	96
Respondents	51
Response Rate	53%

Trades foundation & Trades-related vocational programs

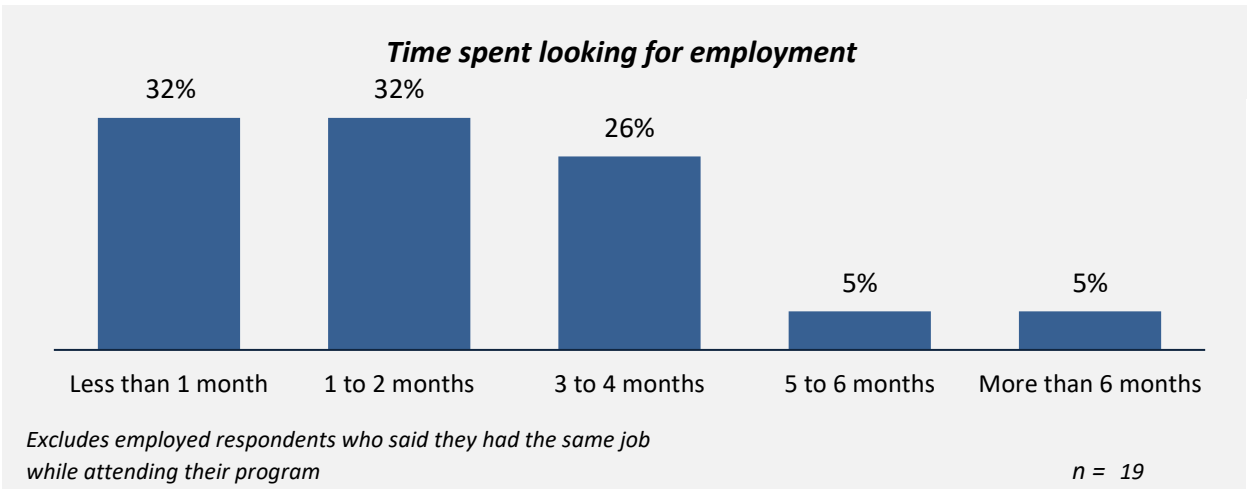
Employment After Leaving School

43%

had the same job
before or while they were
attending school

91%

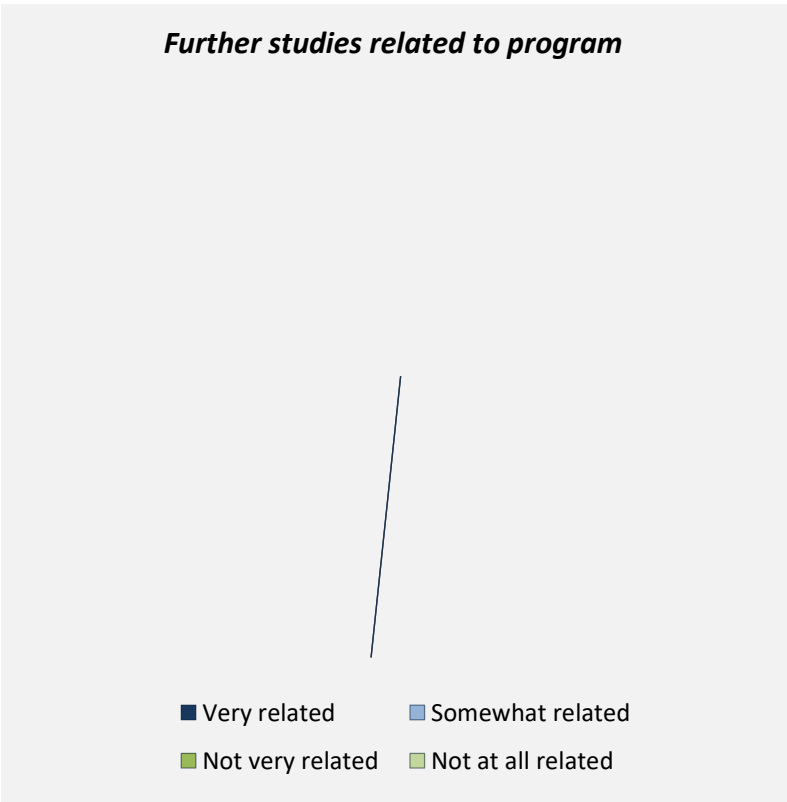
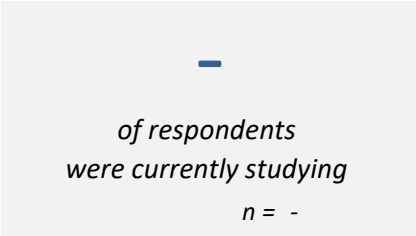
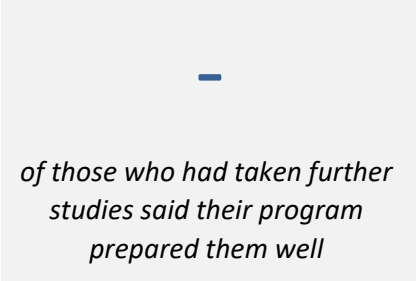
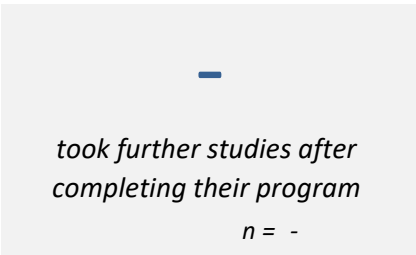
said their education was
useful in getting their job



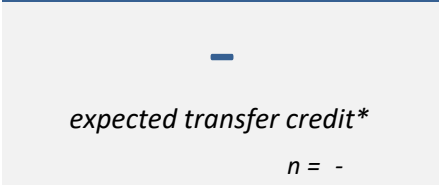
Other Education

Trades-related vocational respondents only, results are shown for the education they took before and after their program.

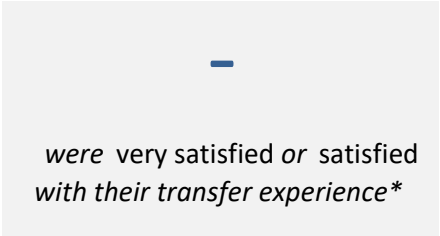
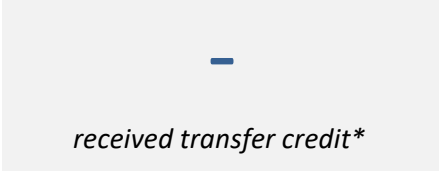
*Not asked since 2023



Of those who took further studies
at a different institution:



Of those who expected
transfer credit:



Summary of Survey Results: 2021-2025

Trades Training Type:
Trades foundation, Trades-related vocational programs

Applied filters:

CPC: VCC: Asian Culinary Arts-Chinese Cuisine;

Cohort	96
Respondents	51
Response Rate	53%

