

Summary of Survey Results: 2020-2024

Trades Training Type:

Progressive apprenticeship, Traditional apprenticeship, Trades foundation, and Trades-related vocational programs

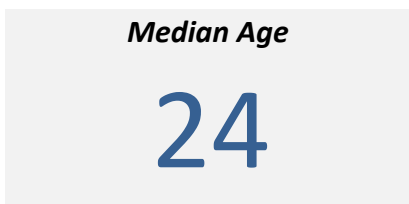
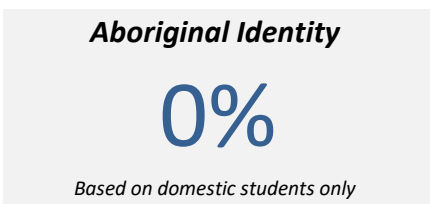
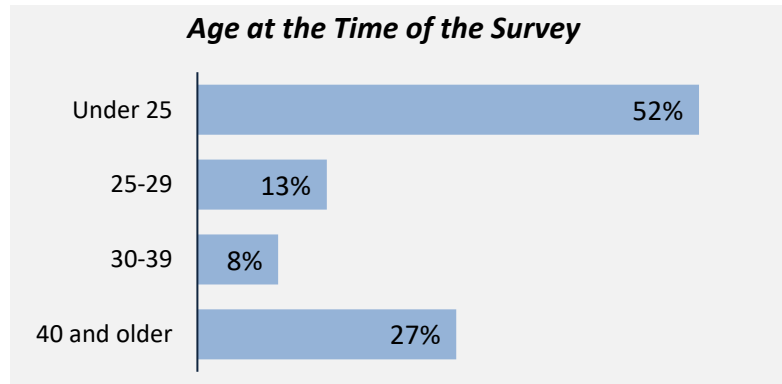
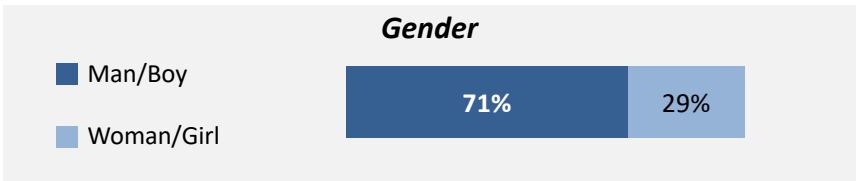
Applied filters:

CPC: VCC: Asian Culinary Arts-Chinese Cuisine;

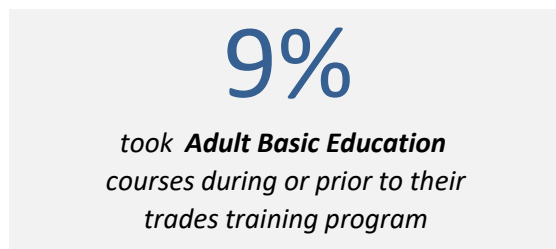
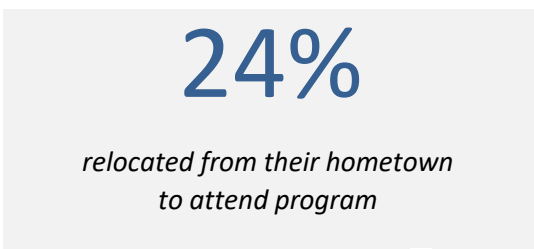
Cohort	109
Respondents	60
Response Rate	55%

Description of Survey Respondents


Demographics



About the Respondents



Region respondents were living in at the time of the survey



Summary of Survey Results: 2020-2024

Trades Training Type:

Progressive apprenticeship, Traditional apprenticeship, Trades foundation, and Trades-related vocational programs

Applied filters:

CPC: VCC: Asian Culinary Arts-Chinese Cuisine;

Cohort	109
Respondents	60
Response Rate	55%

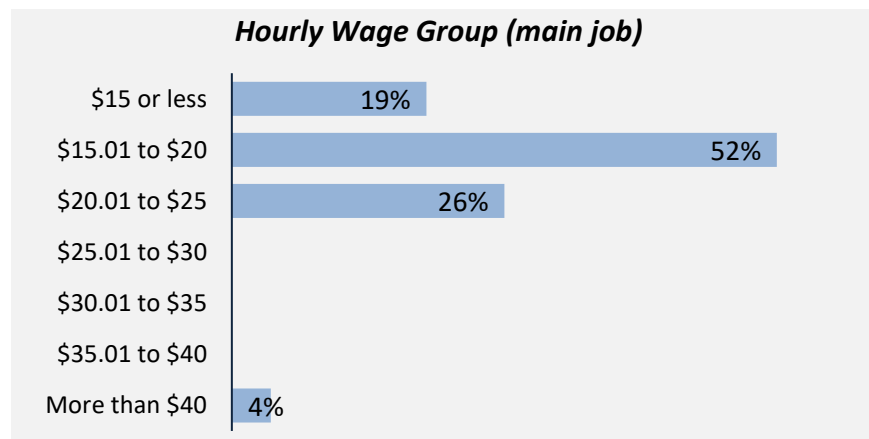
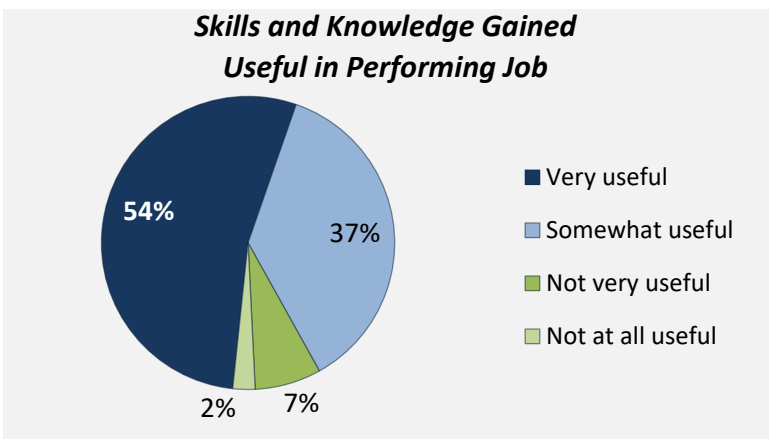
Employment Outcomes

<p>In the labour force</p> <h1 style="font-size: 2em;">87%</h1>	<p>Employment rate</p> <h1 style="font-size: 2em;">74%</h1>	<p>Unemployment rate</p> <h1 style="font-size: 2em;">10.6%</h1>
--	--	--

The "Employment rate" is the number employed as a percentage of all respondents.
 The "Unemployment rate" is the number of unemployed as a percentage of respondents in the labour force.

Of those employed: n = 42

	<p>Hourly Wage (median, main job)</p> <h1 style="font-size: 2em;">\$18</h1>	<p>Hours Worked (median, main job)</p> <h1 style="font-size: 2em;">22</h1>
--	--	---



Top Occupations (5-digit NOC)	# employed	% of those employed
63200: Cooks	24	57%
XXXXX: Unclassified occupations	5	12%
65201: Food counter attendants, kitchen helpers and related support occupations	4	10%
62200: Chefs	3	7%
94100: Machine operators, mineral and metal processing	1	2%
65200: Food and beverage servers	1	2%
11102: Financial advisors	1	2%
42201: Social and community service workers	1	2%
60020: Retail and wholesale trade managers	1	2%
65102: Store shelf stockers, clerks and order fillers	1	2%
<i>Total of top occupations</i>	42	100%
<i>Total employed</i>	42	

Summary of Survey Results: 2020-2024

Trades Training Type:

Progressive apprenticeship, Traditional apprenticeship, Trades foundation, and Trades-related vocational programs

Applied filters:

CPC: VCC: Asian Culinary Arts-Chinese Cuisine;

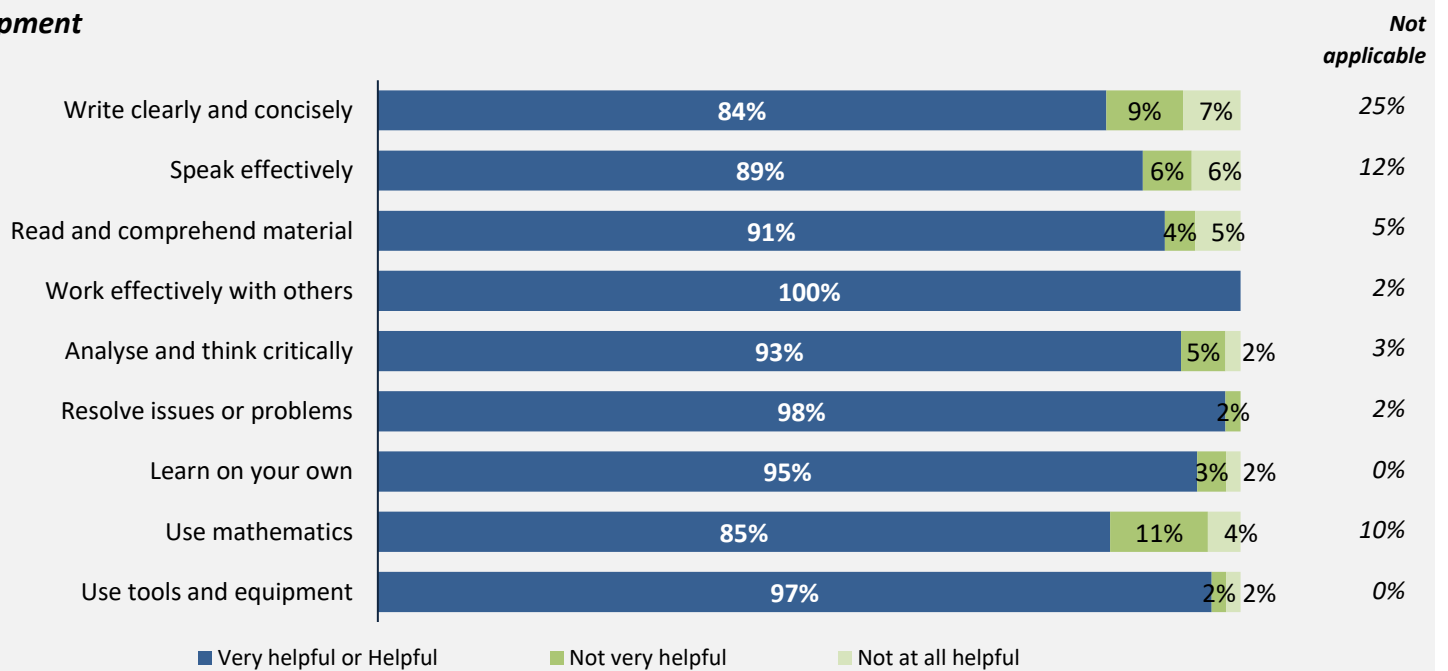
Cohort	109
Respondents	60
Response Rate	55%

Skill Development and Post-Secondary Experience

97%

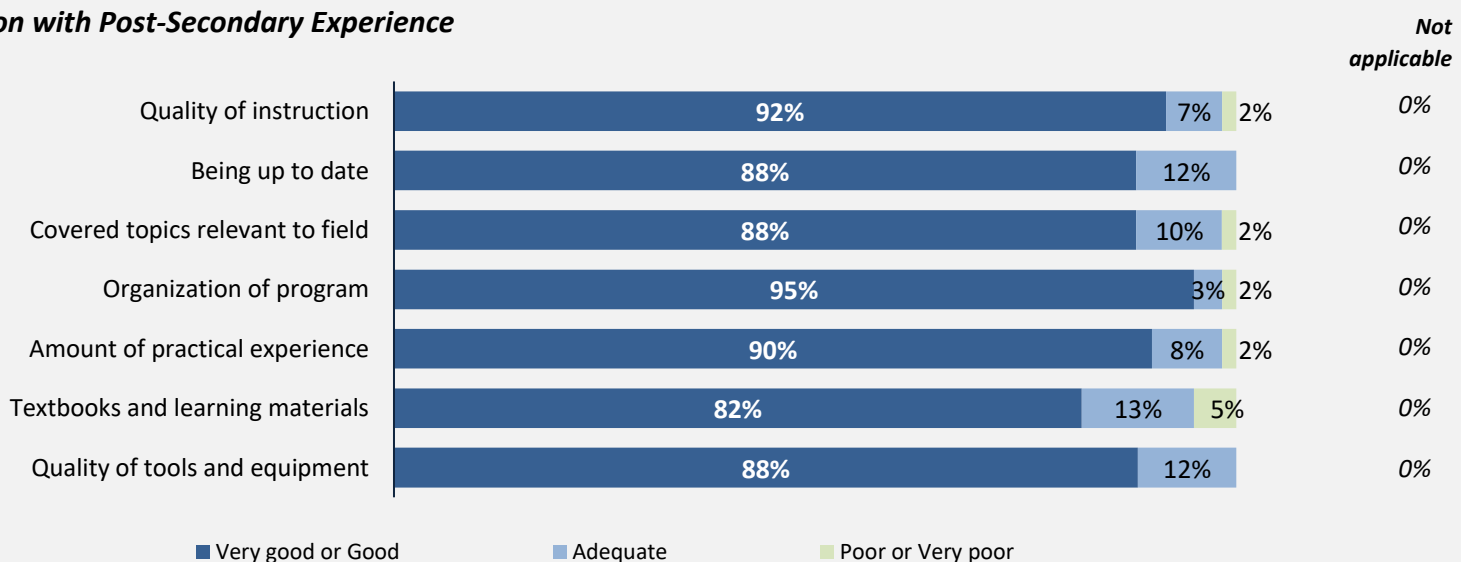
said they were very satisfied or satisfied with the education they received.

Skill Development



Percentages are based on those who gave a valid rating, excluding those who said not applicable.

Satisfaction with Post-Secondary Experience



Percentages are based on those who gave a valid rating, excluding those who said not applicable.

Summary of Survey Results: 2020-2024

Trades Training Type:

Trades foundation, Trades-related vocational programs

Applied filters:

CPC: VCC: Asian Culinary Arts-Chinese Cuisine;

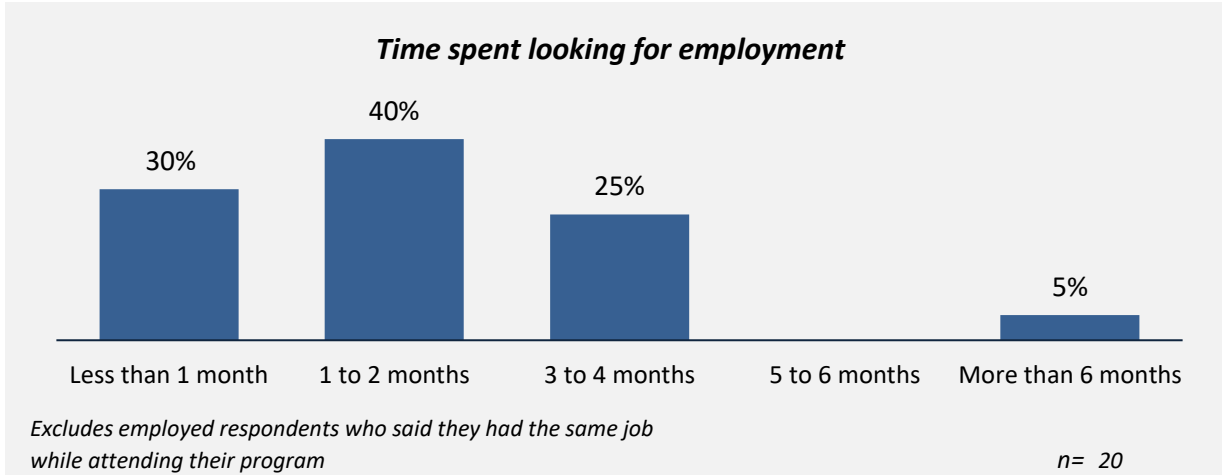
Cohort	109
Respondents	60
Response Rate	55%

Trades foundation & Trades-related vocational programs

Employment After Leaving School

45%
had the same job before or while they were attending school

91%
said their education was useful in getting their job



Other Education

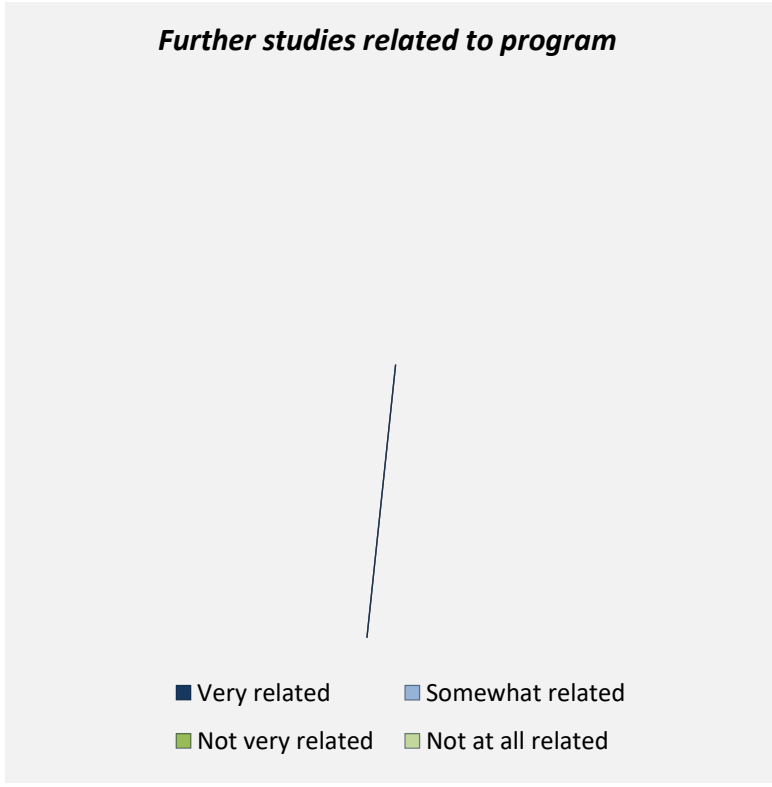
Trades-related vocational respondents only, results are shown for the education they took before and after their program.

*Not asked in 2024

—
took further studies after completing their program
n = -

—
of those who had taken further studies said their program prepared them well

—
of respondents were currently studying
n = -



Of those who took further studies at a different institution:

—
expected transfer credit*
n = -

Of those who expected transfer credit:

—
received transfer credit*

—
were very satisfied or satisfied with their transfer experience*

Summary of Survey Results: 2020-2024

Trades Training Type:

Trades foundation, Trades-related vocational programs

Applied filters:

CPC: VCC: Asian Culinary Arts-Chinese Cuisine;

Cohort	109
Respondents	60
Response Rate	55%

had taken previous post-secondary education n = -



Based on those who had taken previous post-secondary education.
Respondents could report more than one type of post-secondary credential.

Transition to Apprenticeship n = 56
The following results are for Trades foundation respondents only.

55%
of Trades foundation respondents tried to get employment as an apprentice after they left their program

89%
of those who tried to get employment as an apprentice were successful

