

Summary of Survey Results: 2021-2025

Trades Training Type:
Progressive apprenticeship, Traditional apprenticeship, Trades foundation, and Trades-related vocational programs

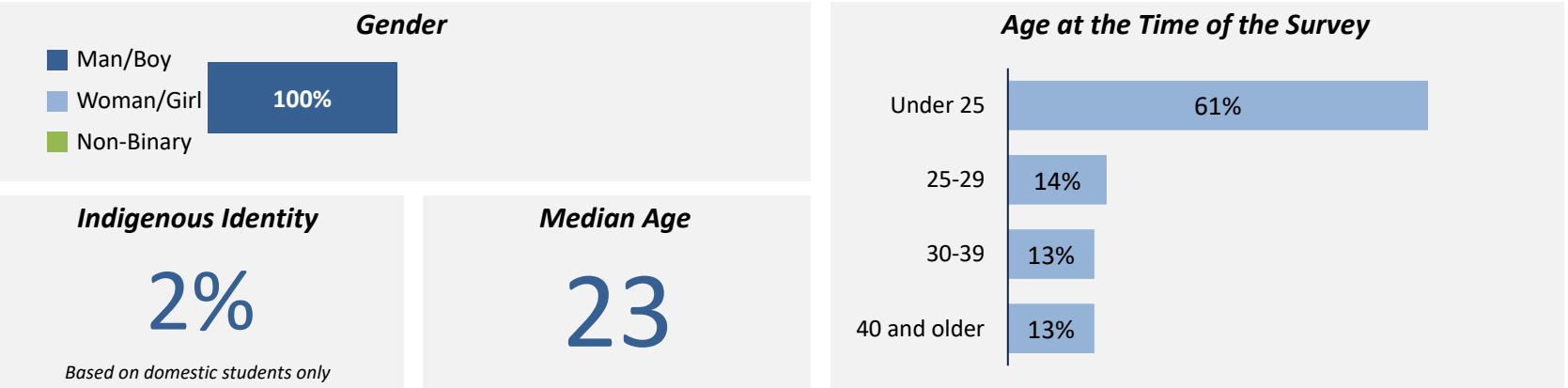
Applied filters:

CPC: VCC: Auto Service Technician Harmonized;

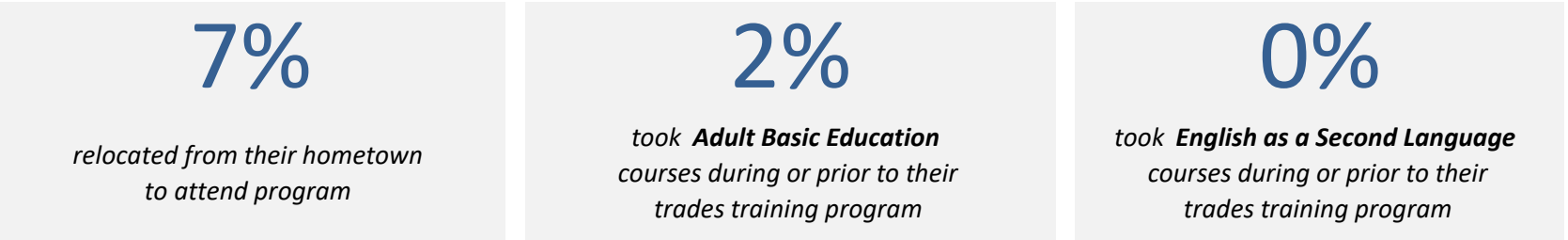
| | |
|---------------|-----|
| Cohort | 177 |
| Respondents | 56 |
| Response Rate | 32% |

Description of Survey Respondents

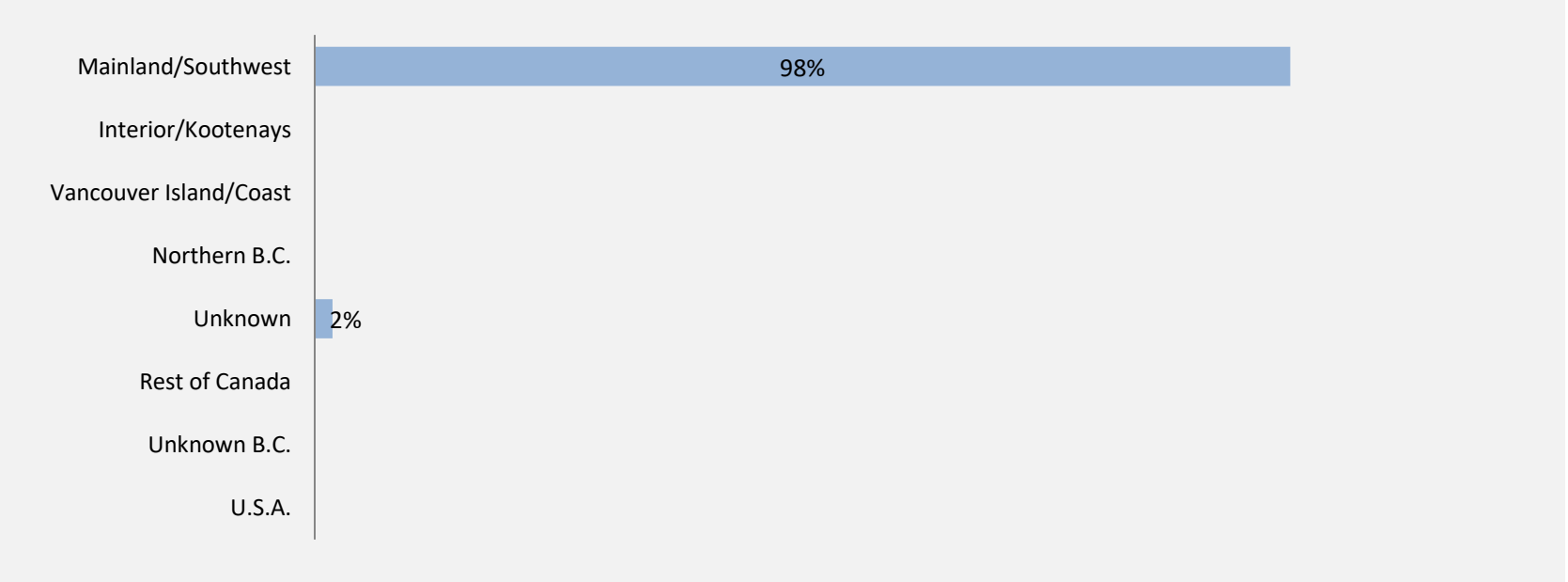
Demographics



About the Respondents



Region respondents were living in at the time of the survey



Summary of Survey Results: 2021-2025

Trades Training Type:
Progressive apprenticeship, Traditional apprenticeship, Trades foundation, and Trades-related vocational programs

Applied filters:

CPC: VCC: Auto Service Technician Harmonized;

Cohort 177
Respondents 56
Response Rate 32%

Employment Outcomes

In the labour force

85%

Employment rate

75%

Unemployment rate


6.7%

The "Employment rate" is the number employed as a percentage of all respondents.

The "Unemployment rate" is the number of unemployed as a percentage of respondents in the labour force.

Of those employed:

n = 42



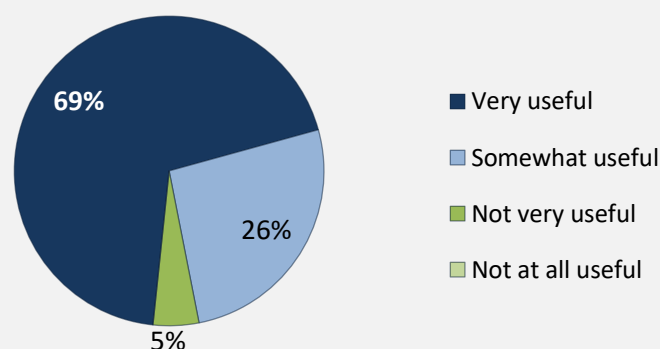
Hourly Wage
(median, main job)

\$19

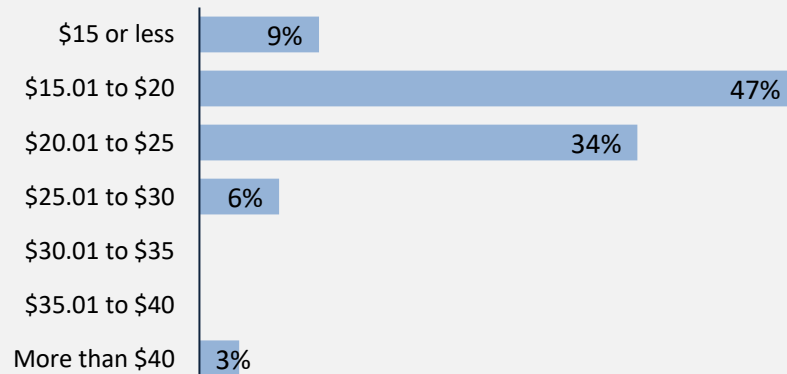
Hours Worked
(median, main job)

40

Skills and Knowledge Gained Useful in Performing Job



Hourly Wage Group (main job)



Top Occupations (5-digit NOC)

| | # employed | % of those employed |
|---|------------|---------------------|
| 72410: Automotive service technicians, truck and bus mechanics and mechanical repairers | 24 | 57% |
| 74203: Automotive and heavy truck and equipment parts installers and servicers | 5 | 12% |
| 73201: General building maintenance workers and building superintendents | 2 | 5% |
| XXXXX: Unclassified occupations | 2 | 5% |
| 72401: Heavy-duty equipment mechanics | 2 | 5% |
| 64100: Retail salespersons and visual merchandisers | 1 | 2% |
| 65201: Food counter attendants, kitchen helpers and related support occupations | 1 | 2% |
| 14400: Shippers and receivers | 1 | 2% |
| 14401: Storekeepers and partspersons | 1 | 2% |
| 94200: Motor vehicle assemblers, inspectors and testers | 1 | 2% |
| Total of top occupations | 40 | 95% |
| Total employed | 42 | |

Summary of Survey Results: 2021-2025

Trades Training Type:

*Progressive apprenticeship, Traditional apprenticeship,
Trades foundation, and Trades-related vocational programs*

Applied filters:

CPC: VCC: Auto Service Technician Harmonized;

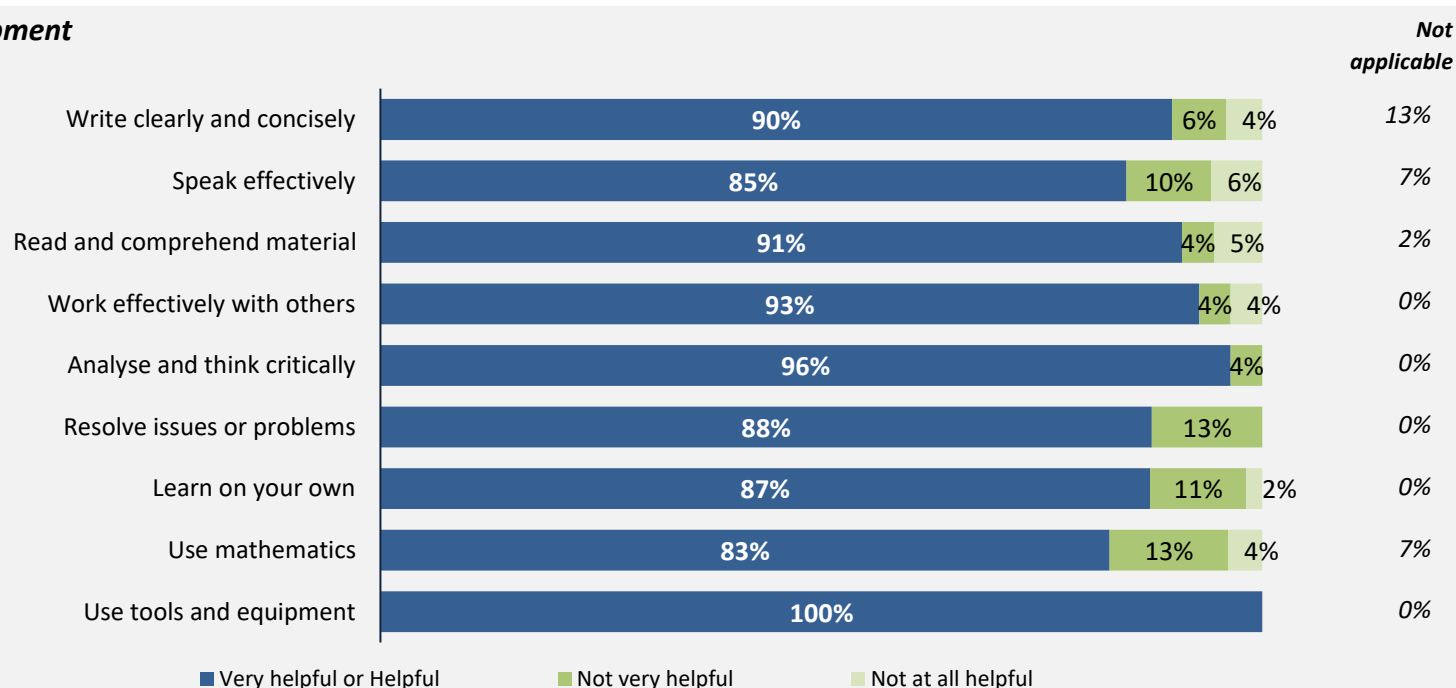
Cohort 177
Respondents 56
Response Rate 32%

Skill Development and Post-Secondary Experience

89%

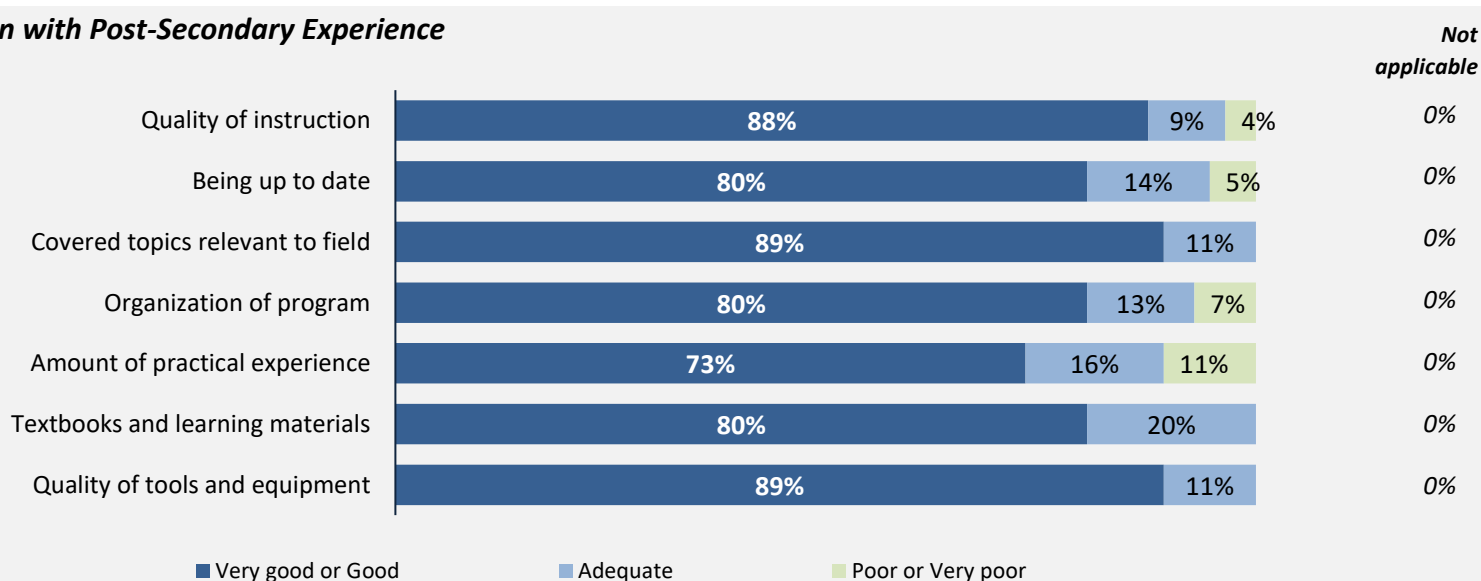
said they were very satisfied or satisfied with the education they received.

Skill Development



Percentages are based on those who gave a valid rating, excluding those who said not applicable.

Satisfaction with Post-Secondary Experience



Percentages are based on those who gave a valid rating, excluding those who said not applicable.

Trades Training Type:
Trades foundation, Trades-related vocational programs

Applied filters:
CPC: VCC: Auto Service Technician Harmonized;

| | |
|---------------|-----|
| Cohort | 177 |
| Respondents | 56 |
| Response Rate | 32% |

Trades foundation & Trades-related vocational programs

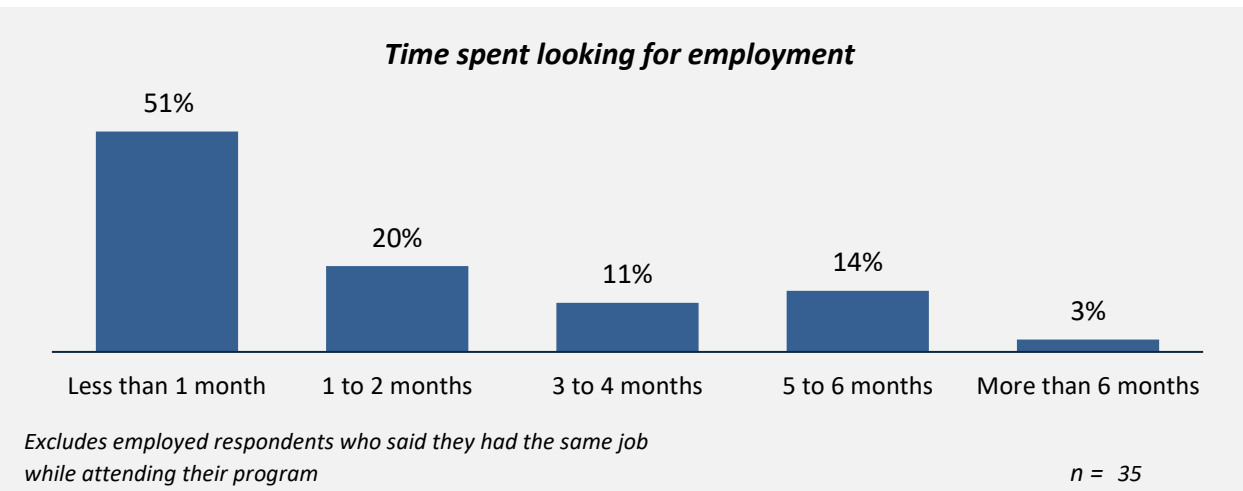
Employment After Leaving School

12%

had the same job
before or while they were
attending school

84%

said their education was
useful in getting their job



Other Education

Trades-related vocational respondents only, results are shown for the education they took before and after their program.

*Not asked since 2023

—

took further studies after
completing their program
n = -


—

of those who had taken further
studies said their program
prepared them well

—

of respondents
were currently studying
n = -

Further studies related to program



Of those who took further studies
at a different institution:

—

expected transfer credit*
n = -

Of those who expected
transfer credit:

—

received transfer credit*

—

were very satisfied or satisfied
with their transfer experience*

Summary of Survey Results: 2021-2025

Trades Training Type:
Trades foundation, Trades-related vocational programs

Applied filters:

CPC: VCC: Auto Service Technician Harmonized;

| | |
|---------------|-----|
| Cohort | 177 |
| Respondents | 56 |
| Response Rate | 32% |

