

Summary of Survey Results: 2020-2024

Trades Training Type:

Progressive apprenticeship, Traditional apprenticeship, Trades foundation, and Trades-related vocational programs

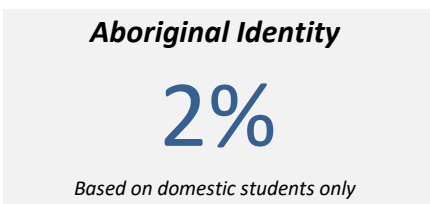
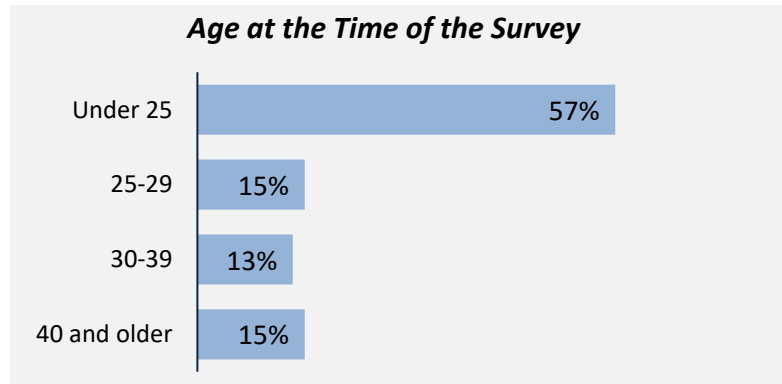
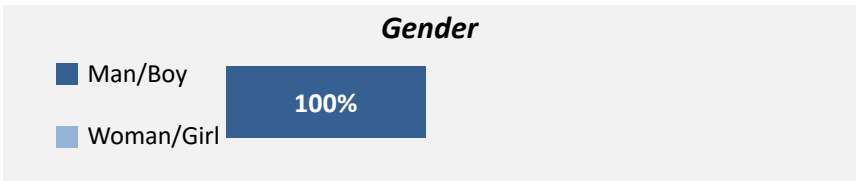
Applied filters:

CPC: VCC: Auto Service Technician Harmonized;

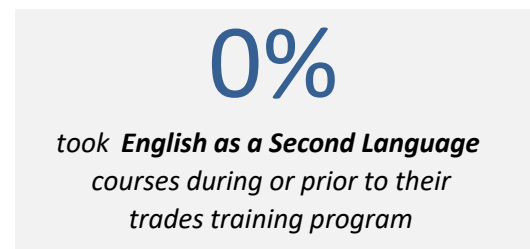
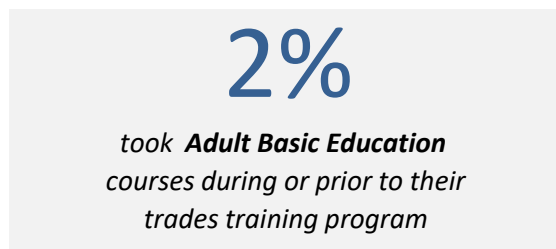
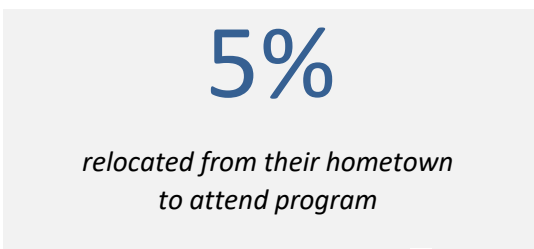
Cohort	173
Respondents	61
Response Rate	35%

Description of Survey Respondents


Demographics



About the Respondents



Region respondents were living in at the time of the survey



Summary of Survey Results: 2020-2024

Trades Training Type:

Progressive apprenticeship, Traditional apprenticeship, Trades foundation, and Trades-related vocational programs

Applied filters:

CPC: VCC: Auto Service Technician Harmonized;

Cohort	173
Respondents	61
Response Rate	35%

Employment Outcomes

In the labour force

86%

Employment rate

78%

Unemployment rate


6.0%

The "Employment rate" is the number employed as a percentage of all respondents.

The "Unemployment rate" is the number of unemployed as a percentage of respondents in the labour force.

Of those employed:

n = 47



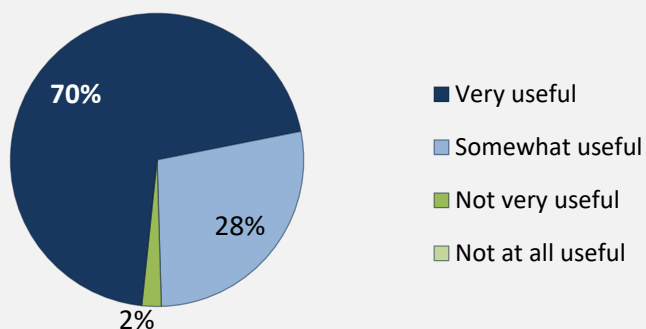
Hourly Wage
(median, main job)

\$18

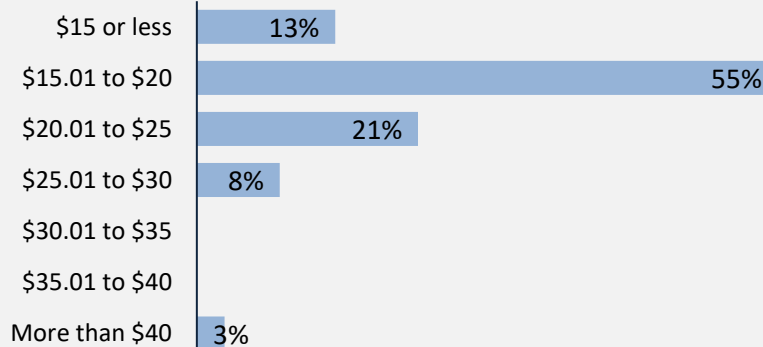
Hours Worked
(median, main job)

40

Skills and Knowledge Gained
Useful in Performing Job



Hourly Wage Group (main job)



Top Occupations (5-digit NOC)

	# employed	% of those employed
72410: Automotive service technicians, truck and bus mechanics and mechanical repairers	28	60%
74203: Automotive and heavy truck and equipment parts installers and servicers	4	9%
72401: Heavy-duty equipment mechanics	2	4%
14400: Shippers and receivers	1	2%
73200: Residential and commercial installers and servicers	1	2%
73201: General building maintenance workers and building superintendents	1	2%
65311: Specialized cleaners	1	2%
75101: Material handlers	1	2%
14401: Storekeepers and partspersons	1	2%
65329: Other service support occupations	1	2%
Total of top occupations	41	87%
Total employed	47	

Summary of Survey Results: 2020-2024

Trades Training Type:

Progressive apprenticeship, Traditional apprenticeship, Trades foundation, and Trades-related vocational programs

Applied filters:

CPC: VCC: Auto Service Technician Harmonized;

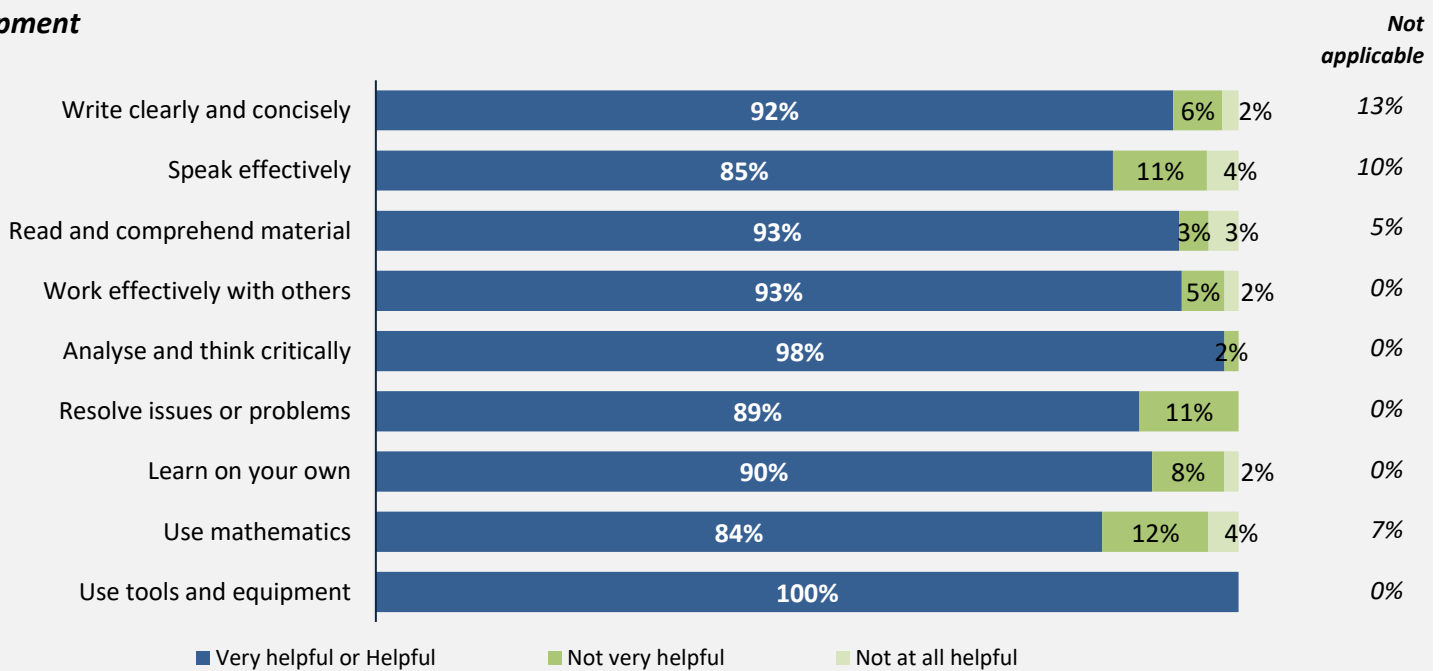
Cohort	173
Respondents	61
Response Rate	35%

Skill Development and Post-Secondary Experience

90%

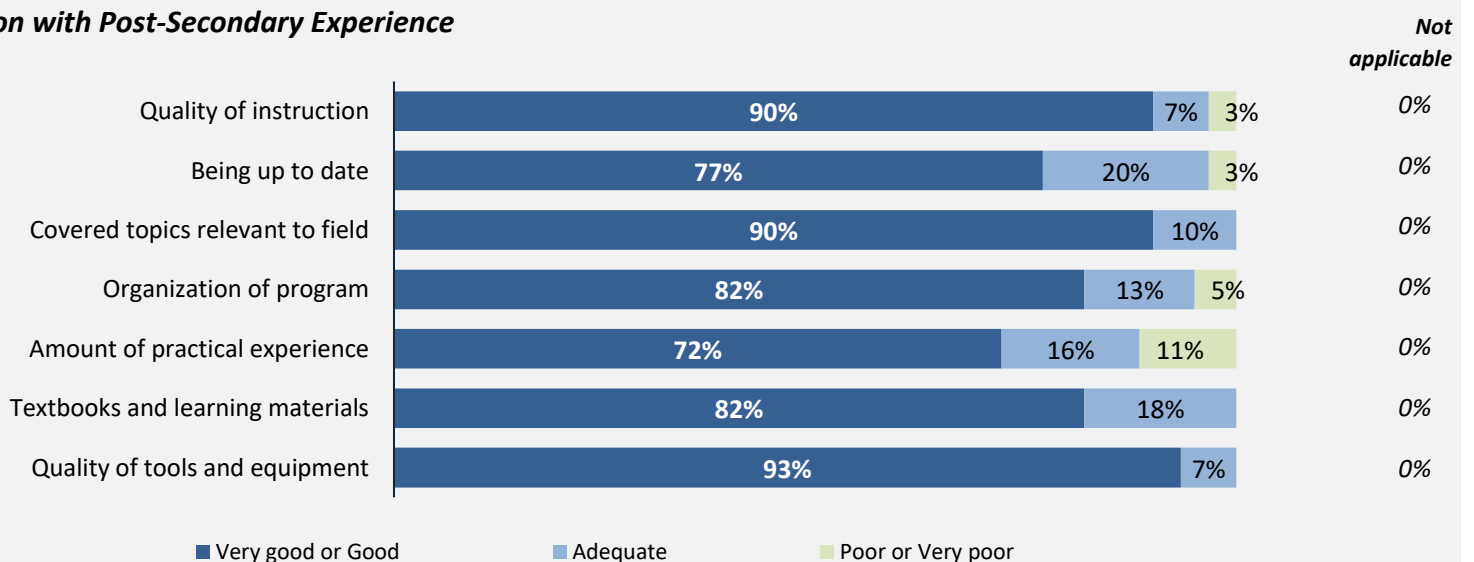
said they were very satisfied or satisfied with the education they received.

Skill Development



Percentages are based on those who gave a valid rating, excluding those who said not applicable.

Satisfaction with Post-Secondary Experience



Percentages are based on those who gave a valid rating, excluding those who said not applicable.

Summary of Survey Results: 2020-2024

Trades Training Type:

Progressive apprenticeship, Traditional apprenticeship


Applied filters:

CPC: VCC: Auto Service Technician Harmonized;

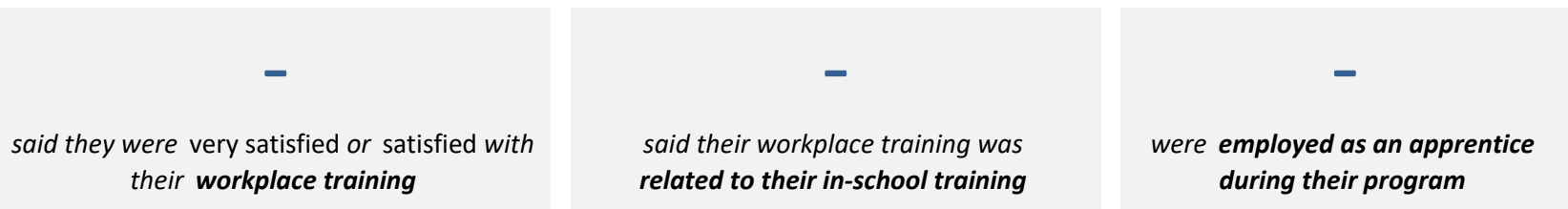
Cohort -
Respondents -
Response Rate 0%

Apprenticeship programs

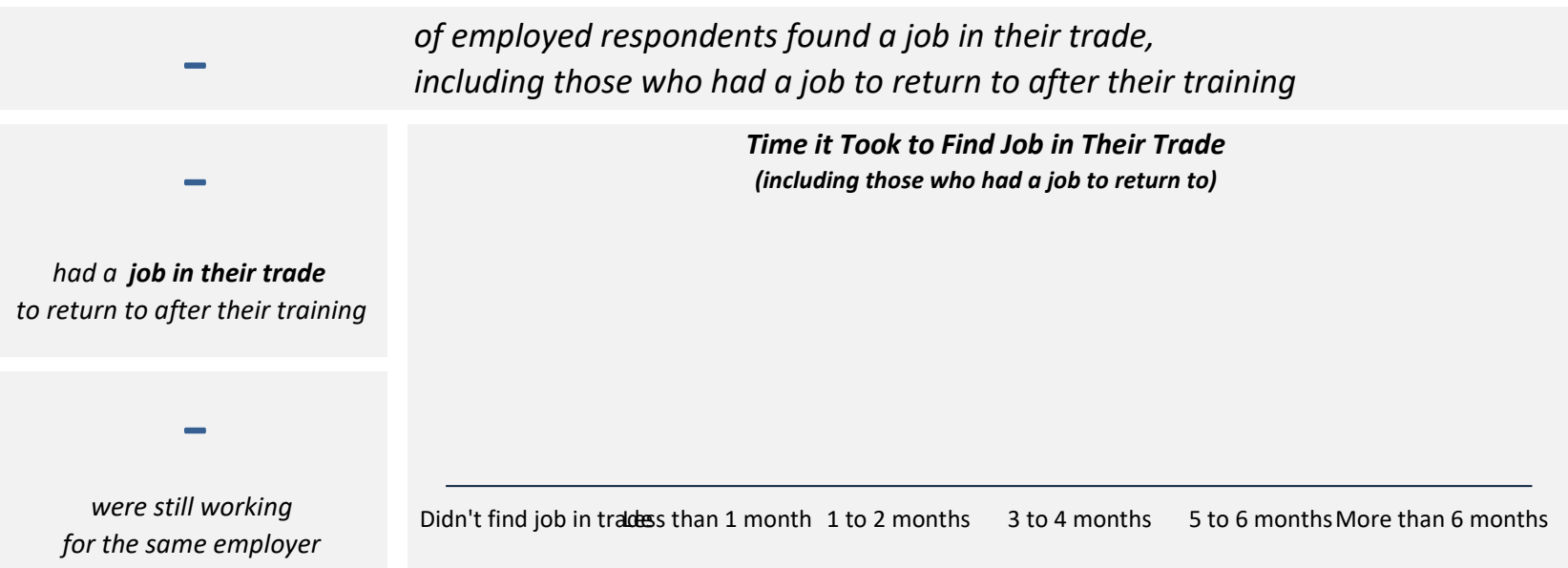
In-School Experiences



Workplace Experiences



Employment After Leaving School



Summary of Survey Results: 2020-2024

Trades Training Type:

Trades foundation, Trades-related vocational programs

Applied filters:

CPC: VCC: Auto Service Technician Harmonized;

Cohort	173
Respondents	61
Response Rate	35%

Trades foundation & Trades-related vocational programs

Employment After Leaving School

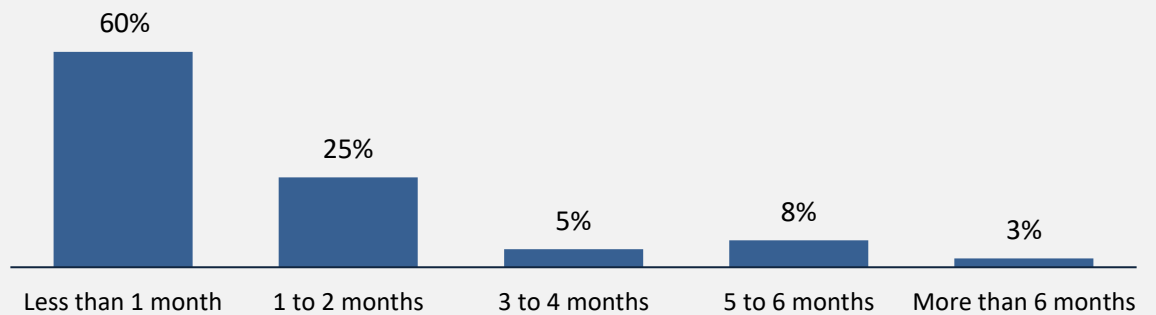
11%

had the same job before or while they were attending school

90%

said their education was useful in getting their job

Time spent looking for employment



Excludes employed respondents who said they had the same job while attending their program

n = 40

Other Education

Trades-related vocational respondents only, results are shown for the education they took before and after their program.

*Not asked in 2024

—

took further studies after completing their program

n = -

—


of those who had taken further studies said their program prepared them well

—

of respondents were currently studying

n = -

Further studies related to program



Of those who took further studies at a different institution:

—

expected transfer credit*

n = -

Of those who expected transfer credit:

—

received transfer credit*

—

were very satisfied or satisfied with their transfer experience*

Summary of Survey Results: 2020-2024

Trades Training Type:

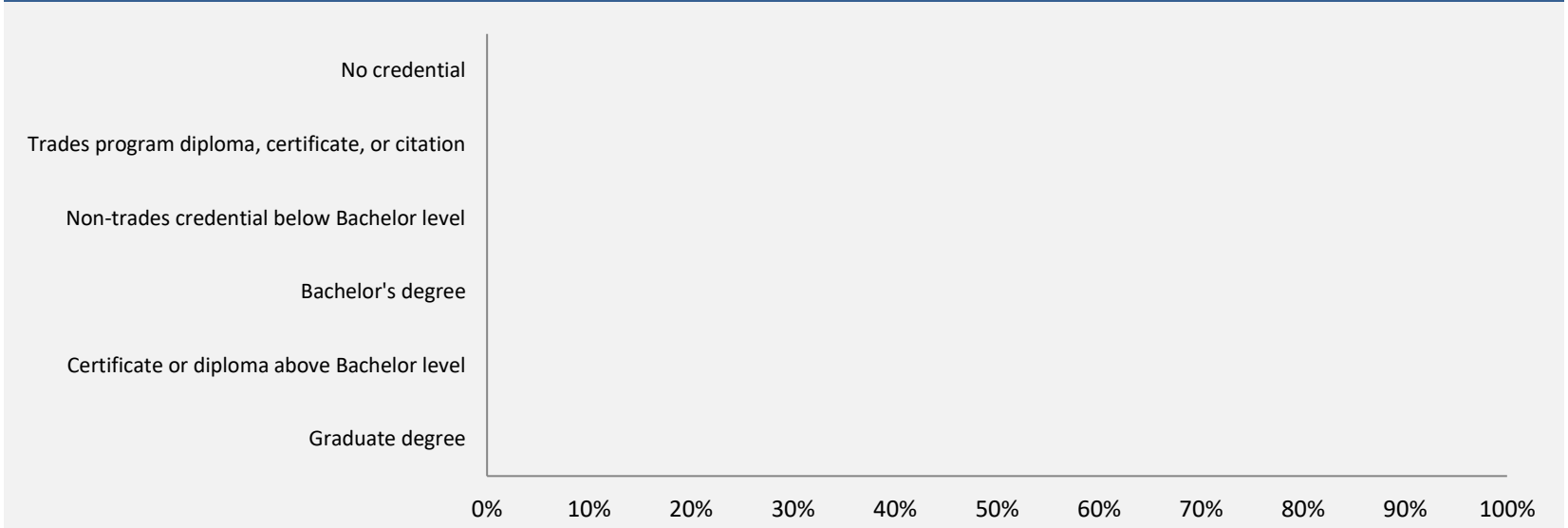
Trades foundation, Trades-related vocational programs

Applied filters:

CPC: VCC: Auto Service Technician Harmonized;

Cohort	173
Respondents	61
Response Rate	35%

had taken *previous* post-secondary education n = -



*Based on those who had taken previous post-secondary education.
Respondents could report more than one type of post-secondary credential.*

Transition to Apprenticeship n = 60
The following results are for Trades foundation respondents only.

78%
of Trades foundation respondents tried to get employment as an apprentice after they left their program

91%
of those who tried to get employment as an apprentice were successful

