

Summary of Survey Results: 2021-2025

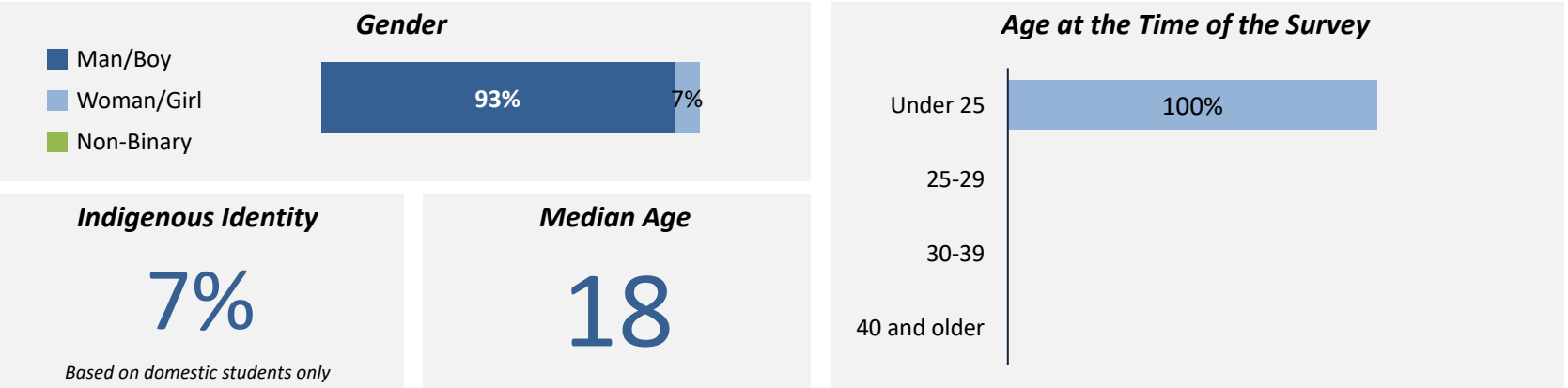
Trades Training Type:
Progressive apprenticeship, Traditional apprenticeship, Trades foundation, and Trades-related vocational programs

Applied filters:
CPC: VCC: Auto Service Technician Harmonized Foundation HS;

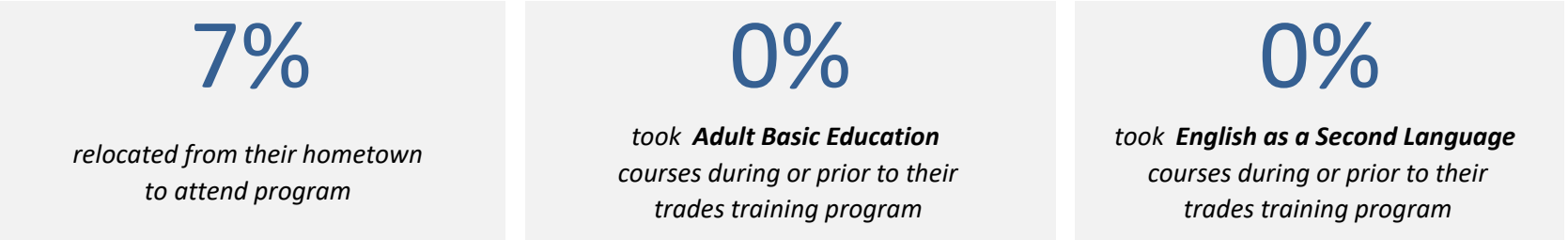
Cohort	56
Respondents	16
Response Rate	29%

Description of Survey Respondents


Demographics



About the Respondents



Region respondents were living in at the time of the survey



Summary of Survey Results: 2021-2025

Trades Training Type:

Progressive apprenticeship, Traditional apprenticeship, Trades foundation, and Trades-related vocational programs

Applied filters:

CPC: VCC: Auto Service Technician Harmonized Foundation HS;

Cohort	56
Respondents	16
Response Rate	29%

Employment Outcomes

In the labour force

100%

Employment rate

75%

Unemployment rate

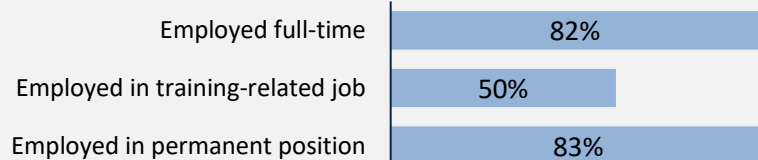
20.0%

The "Employment rate" is the number employed as a percentage of all respondents.

The "Unemployment rate" is the number of unemployed as a percentage of respondents in the labour force.

Of those employed:

n = 12



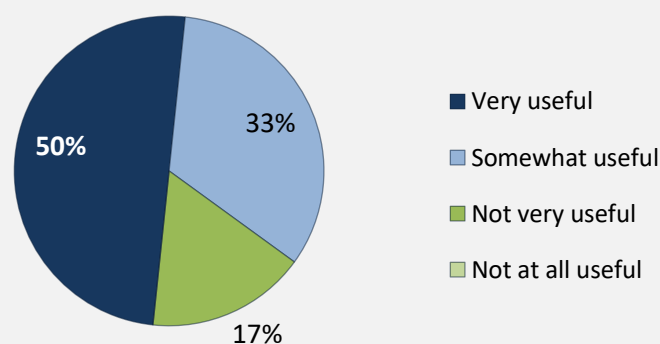
Hourly Wage
(median, main job)

\$19

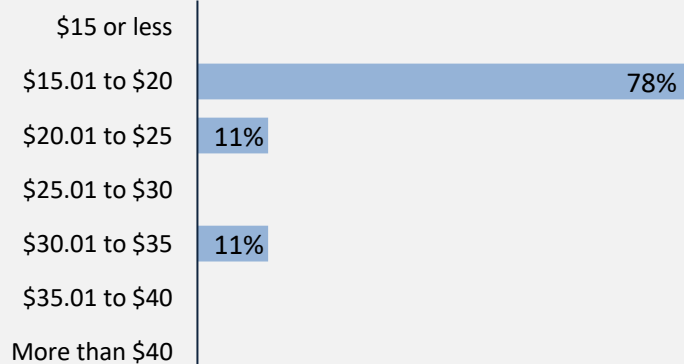
Hours Worked
(median, main job)

36

Skills and Knowledge Gained Useful in Performing Job



Hourly Wage Group (main job)



Top Occupations (5-digit NOC)

	# employed	% of those employed
72410: Automotive service technicians, truck and bus mechanics and mechanical repairers	4	33%
72310: Carpenters	1	8%
65100: Cashiers	1	8%
72200: Electricians (except industrial and power system)	1	8%
65102: Store shelf stockers, clerks and order fillers	1	8%
72401: Heavy-duty equipment mechanics	1	8%
73200: Residential and commercial installers and servicers	1	8%
75110: Construction trades helpers and labourers	1	8%
74203: Automotive and heavy truck and equipment parts installers and servicers	1	8%

Total of top occupations	12	100%
Total employed	12	

Summary of Survey Results: 2021-2025

Trades Training Type:

*Progressive apprenticeship, Traditional apprenticeship,
Trades foundation, and Trades-related vocational programs*

Applied filters:

CPC: VCC: Auto Service Technician Harmonized Foundation HS;

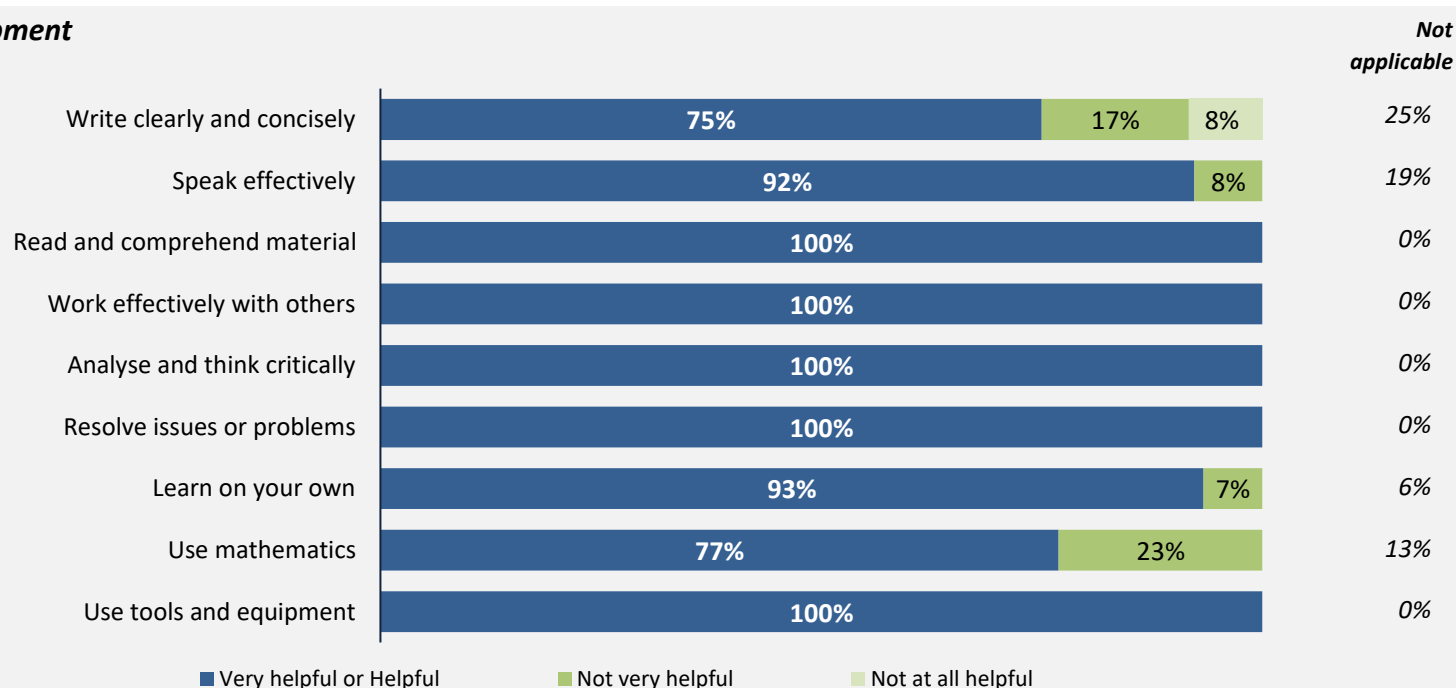
Cohort 56
Respondents 16
Response Rate 29%

Skill Development and Post-Secondary Experience

100%

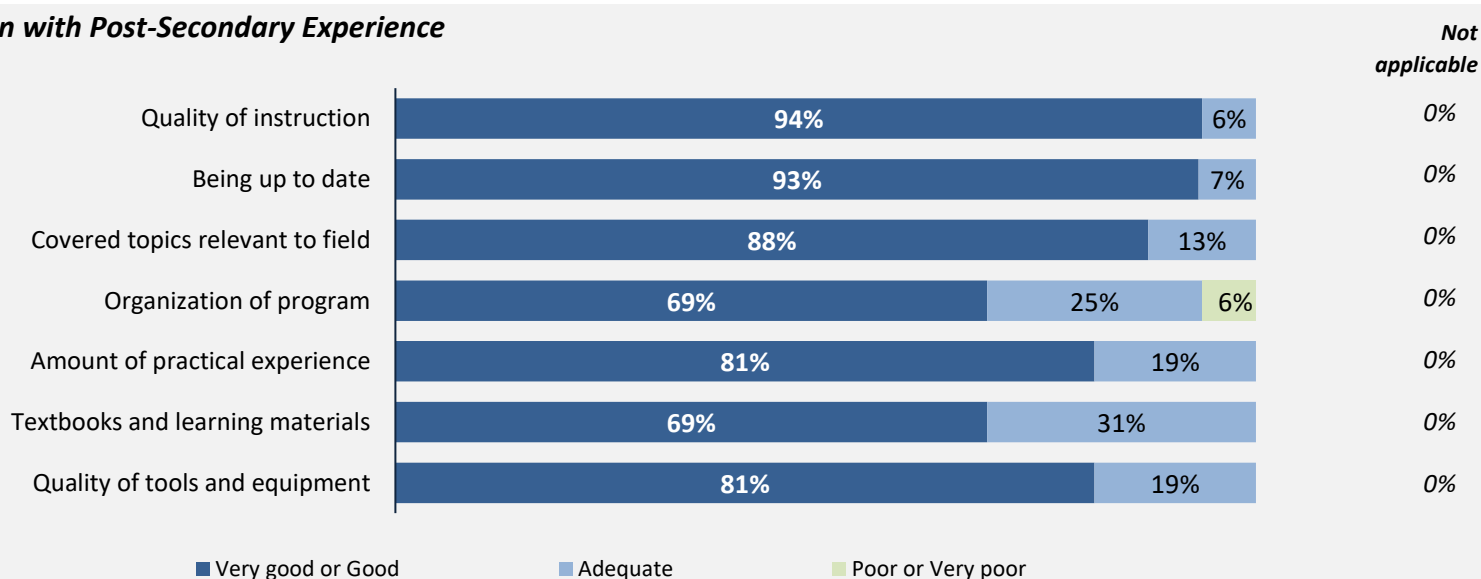
said they were very satisfied or satisfied with the education they received.

Skill Development



Percentages are based on those who gave a valid rating, excluding those who said not applicable.

Satisfaction with Post-Secondary Experience



Percentages are based on those who gave a valid rating, excluding those who said not applicable.

Summary of Survey Results: 2021-2025

Trades Training Type:
Trades foundation, Trades-related vocational programs

Applied filters:
CPC: VCC: Auto Service Technician Harmonized Foundation HS;

Cohort	56
Respondents	16
Response Rate	29%

Trades foundation & Trades-related vocational programs

Employment After Leaving School

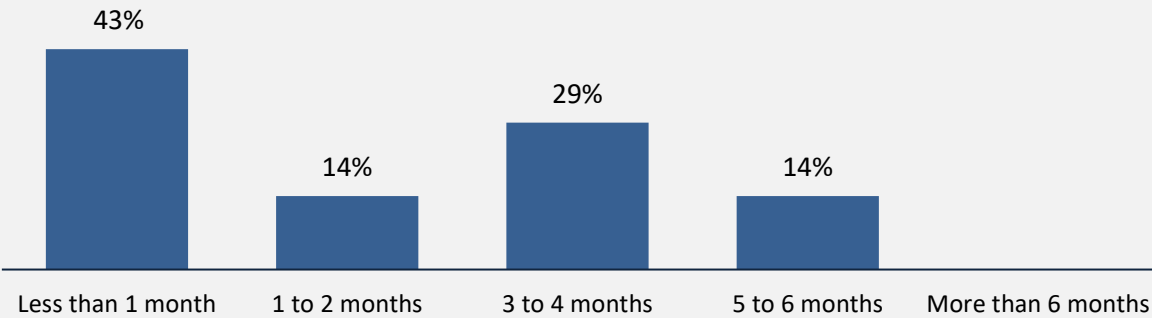
45%

had the same job
before or while they were
attending school

100%

said their education was
useful in getting their job

Time spent looking for employment



Excludes employed respondents who said they had the same job while attending their program

n = 7

Other Education

Trades-related vocational respondents only, results are shown for the education they took before and after their program.

*Not asked since 2023

—

took further studies after
completing their program
n = -

—

of those who had taken further
studies said their program
prepared them well

—

of respondents
were currently studying
n = -

Further studies related to program



Of those who took further studies at a different institution:

—

expected transfer credit*
n = -

Of those who expected transfer credit:

—

received transfer credit*

—

were very satisfied or satisfied
with their transfer experience*

Summary of Survey Results: 2021-2025

Trades Training Type:
Trades foundation, Trades-related vocational programs

Applied filters:

CPC: VCC: Auto Service Technician Harmonized Foundation HS;

Cohort	56
Respondents	16
Response Rate	29%

