

# Summary of Survey Results: 2020-2024

Trades Training Type:

*Progressive apprenticeship, Traditional apprenticeship, Trades foundation, and Trades-related vocational programs*

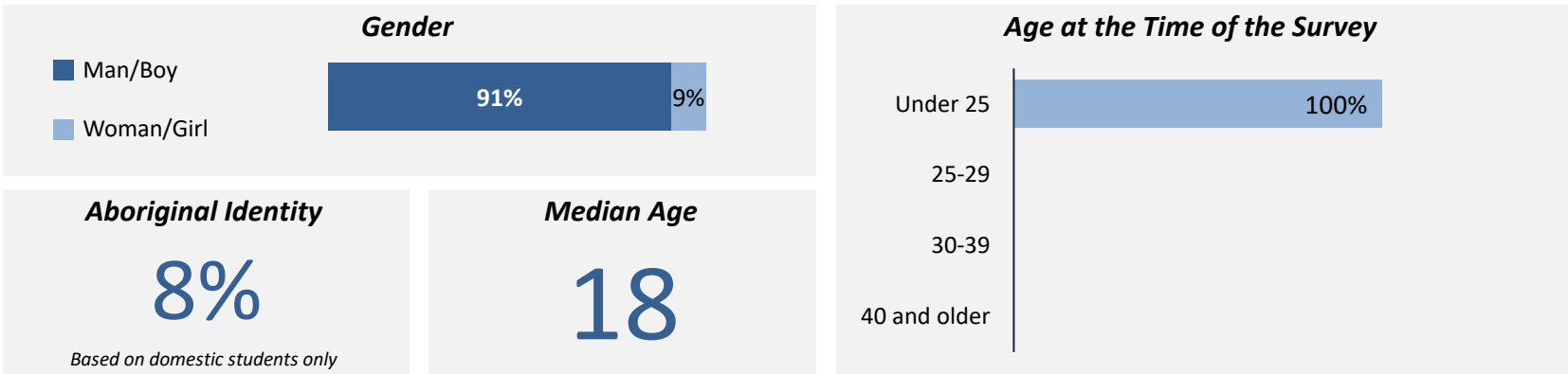
**Applied filters:**

CPC: VCC: Auto Service Technician Harmonized Foundation HS;

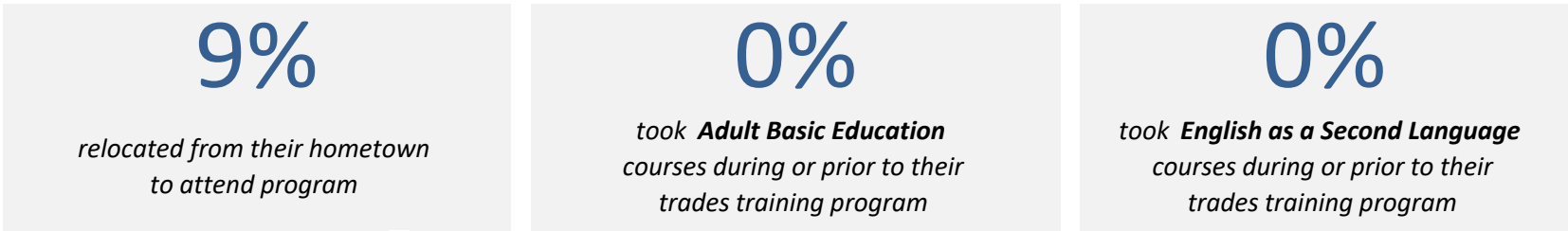
Cohort	42
Respondents	12
Response Rate	29%

## Description of Survey Respondents


### Demographics



### About the Respondents



### Region respondents were living in at the time of the survey



# Summary of Survey Results: 2020-2024

Trades Training Type:

*Progressive apprenticeship, Traditional apprenticeship, Trades foundation, and Trades-related vocational programs*

**Applied filters:**

CPC: VCC: Auto Service Technician Harmonized Foundation HS;

Cohort	42
Respondents	12
Response Rate	29%

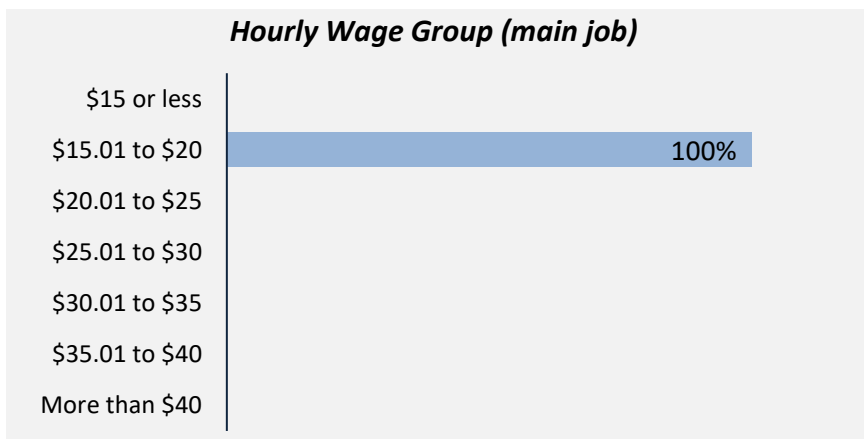
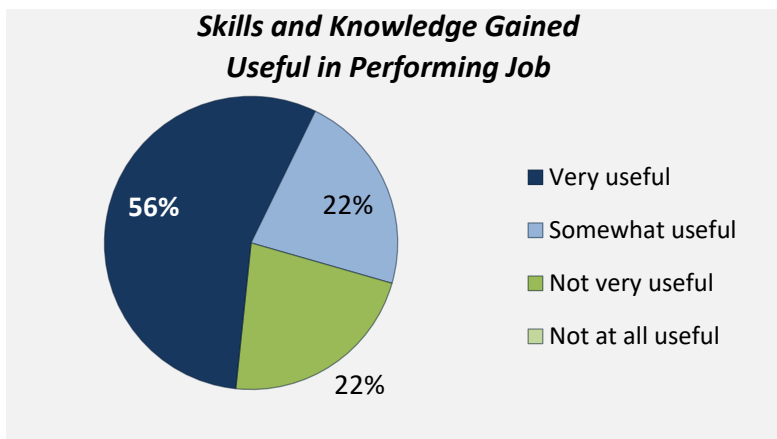
## Employment Outcomes

<p><b>In the labour force</b></p> <h1>100%</h1>	<p><b>Employment rate</b></p> <h1>75%</h1>	<p><b>Unemployment rate</b></p> <h1>25.0%</h1>
---	--	--

The "Employment rate" is the number employed as a percentage of all respondents.  
 The "Unemployment rate" is the number of unemployed as a percentage of respondents in the labour force.

### Of those employed: n = 9

	<p><b>Hourly Wage</b> (median, main job)</p> <h1>\$19</h1>	<p><b>Hours Worked</b> (median, main job)</p> <h1>37</h1>
--	--	---



Top Occupations (5-digit NOC)	# employed	% of those employed
72410: Automotive service technicians, truck and bus mechanics and mechanical repairers	4	44%
65100: Cashiers	1	11%
65102: Store shelf stockers, clerks and order fillers	1	11%
72200: Electricians (except industrial and power system)	1	11%
73200: Residential and commercial installers and servicers	1	11%
74203: Automotive and heavy truck and equipment parts installers and servicers	1	11%
<i>Total of top occupations</i>		9
<i>Total employed</i>		9

# Summary of Survey Results: 2020-2024

Trades Training Type:

*Progressive apprenticeship, Traditional apprenticeship, Trades foundation, and Trades-related vocational programs*

**Applied filters:**

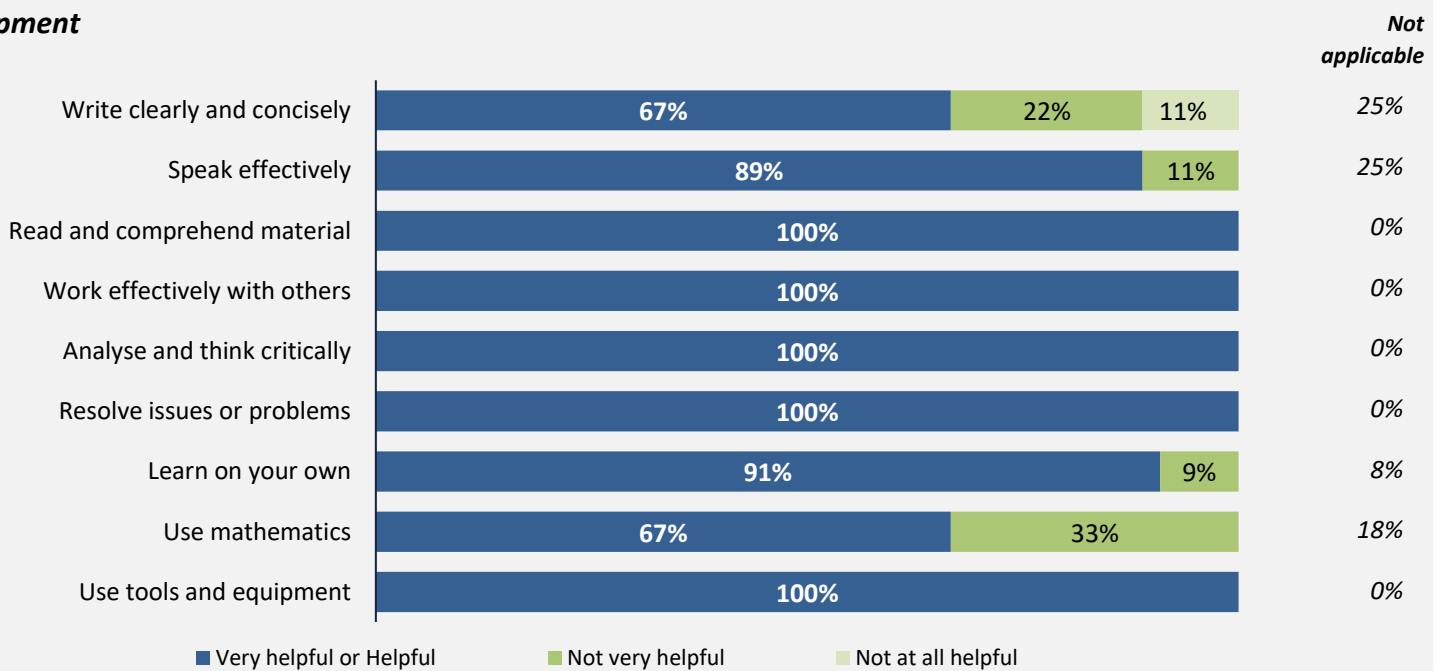
CPC: VCC: Auto Service Technician Harmonized Foundation HS;

<b>Cohort</b>	<b>42</b>
<b>Respondents</b>	<b>12</b>
<b>Response Rate</b>	<b>29%</b>

## Skill Development and Post-Secondary Experience

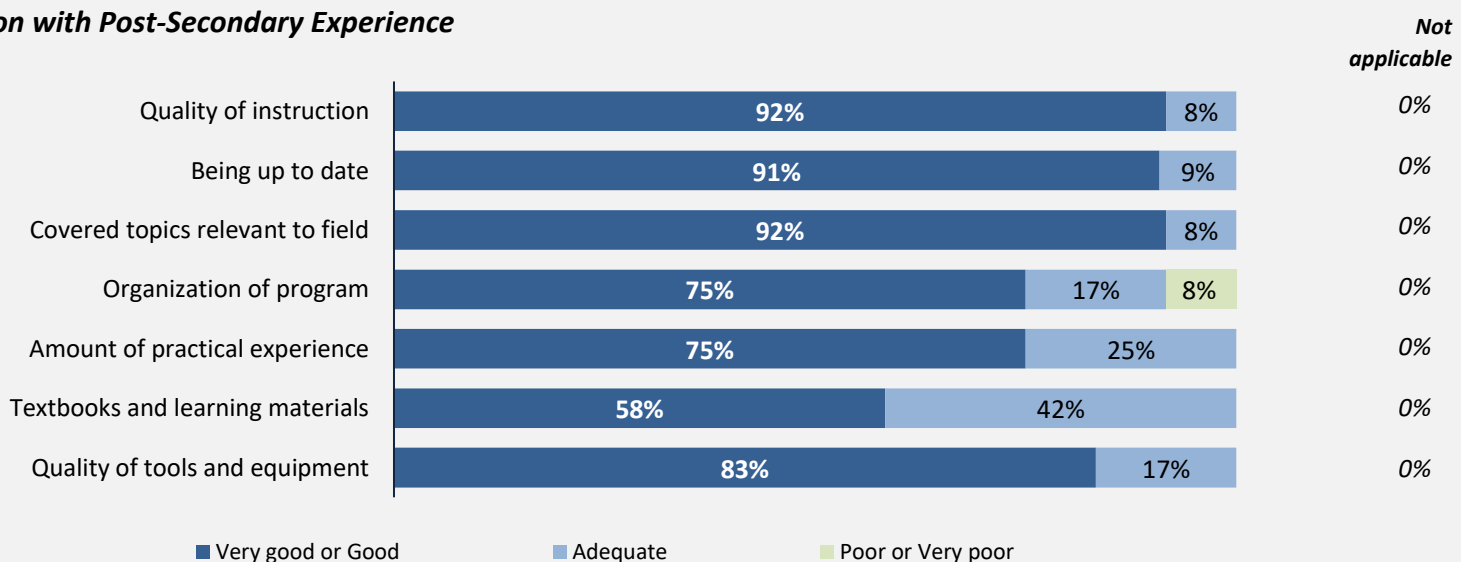
**100%** said they were very satisfied or satisfied with the education they received.

### Skill Development



Percentages are based on those who gave a valid rating, excluding those who said not applicable.

### Satisfaction with Post-Secondary Experience



Percentages are based on those who gave a valid rating, excluding those who said not applicable.

# Summary of Survey Results: 2020-2024

Trades Training Type:

*Progressive apprenticeship, Traditional apprenticeship*

## Applied filters:

CPC: VCC: Auto Service Technician Harmonized Foundation HS;


Cohort -  
Respondents -  
Response Rate 0%

## Apprenticeship programs

### In-School Experiences

—  
*obtained their Certificate of Qualification*

—  
*said the knowledge and skills gained in their program were useful in preparing to write the Certificate of Qualification or Red Seal certification exams*



### Workplace Experiences

—  
*said they were very satisfied or satisfied with their workplace training*

—  
*said their workplace training was related to their in-school training*

—  
*were employed as an apprentice during their program*

### Employment After Leaving School

—  
*of employed respondents found a job in their trade, including those who had a job to return to after their training*

—  
*had a job in their trade to return to after their training*



—  
*were still working for the same employer*

# Summary of Survey Results: 2020-2024

Trades Training Type:

Trades foundation, Trades-related vocational programs

**Applied filters:**

CPC: VCC: Auto Service Technician Harmonized Foundation HS;

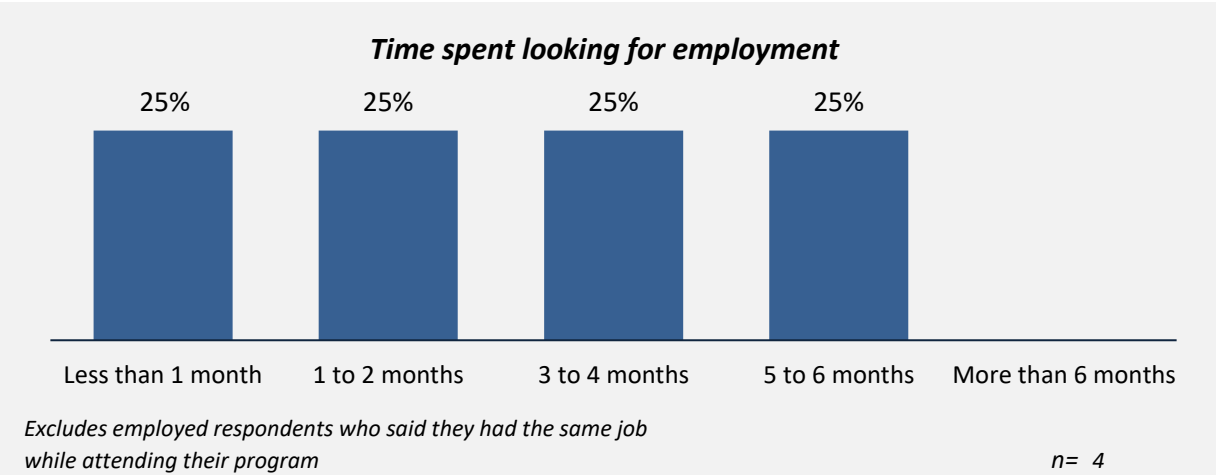
Cohort	42
Respondents	12
Response Rate	29%

## Trades foundation & Trades-related vocational programs

### Employment After Leaving School

**63%**  
had the same job before or while they were attending school

**100%**  
said their education was useful in getting their job



### Other Education

Trades-related vocational respondents only, results are shown for the education they took before and after their program.

\*Not asked in 2024

—  
took further studies after completing their program  
n = -

—  
of those who had taken further studies said their program prepared them well

—  
of respondents were currently studying  
n = -



#### Of those who took further studies at a different institution:

—  
expected transfer credit\*  
n = -

#### Of those who expected transfer credit:

—  
received transfer credit\*

—  
were very satisfied or satisfied with their transfer experience\*

# Summary of Survey Results: 2020-2024

Trades Training Type:

*Trades foundation, Trades-related vocational programs*

**Applied filters:**

CPC: VCC: Auto Service Technician Harmonized Foundation HS;

Cohort	42
Respondents	12
Response Rate	29%

**had taken *previous* post-secondary education** n = -



*Based on those who had taken previous post-secondary education.  
Respondents could report more than one type of post-secondary credential.*

**Transition to Apprenticeship** n = 12  
*The following results are for Trades foundation respondents only.*

**42%**  
*of Trades foundation respondents tried to get employment as an apprentice after they left their program*

**100%**  
*of those who tried to get employment as an apprentice were successful*

