

Summary of Survey Results: 2021-2025

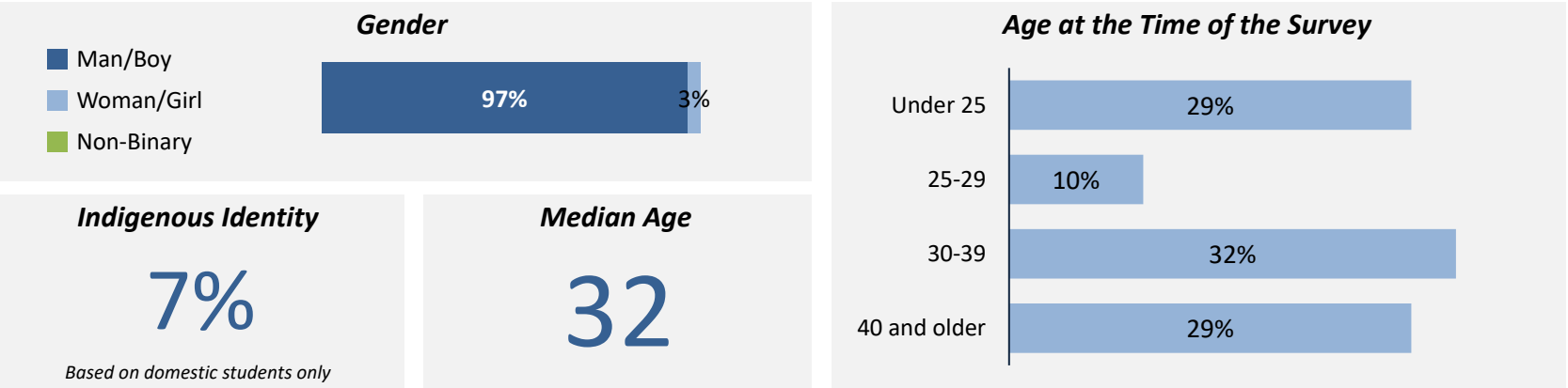
Trades Training Type:
Progressive apprenticeship, Traditional apprenticeship, Trades foundation, and Trades-related vocational programs

Applied filters:
CPC: VCC: Autobody Apprentice;

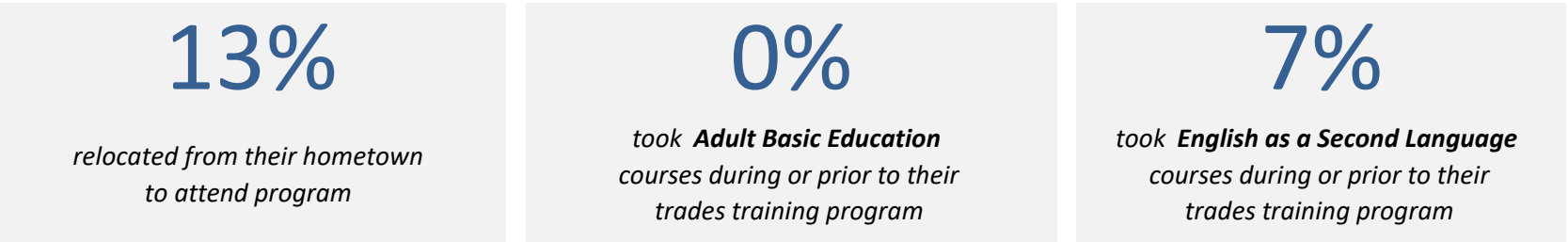
Cohort81
Respondents31
Response Rate38%

Description of Survey Respondents

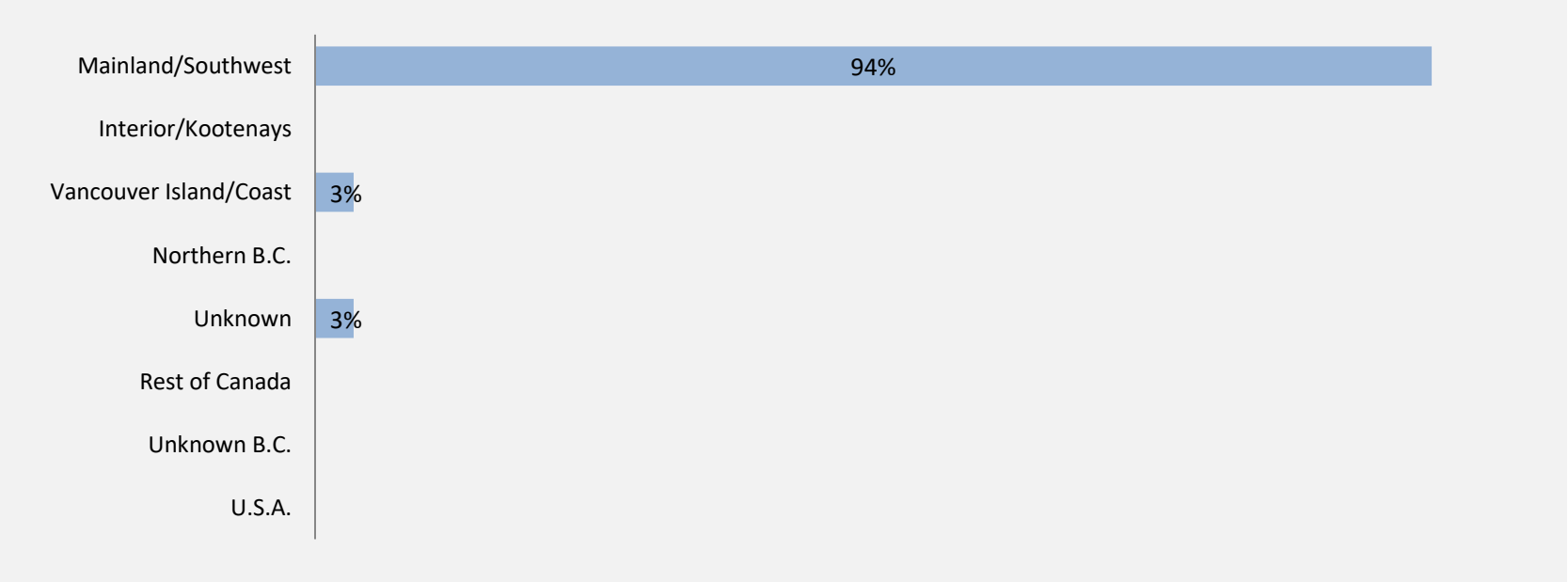
Demographics



About the Respondents



Region respondents were living in at the time of the survey



Summary of Survey Results: 2021-2025

Trades Training Type:
Progressive apprenticeship, Traditional apprenticeship, Trades foundation, and Trades-related vocational programs

Applied filters:
CPC: VCC: Autobody Apprentice;

Cohort	81
Respondents	31
Response Rate	38%

Employment Outcomes

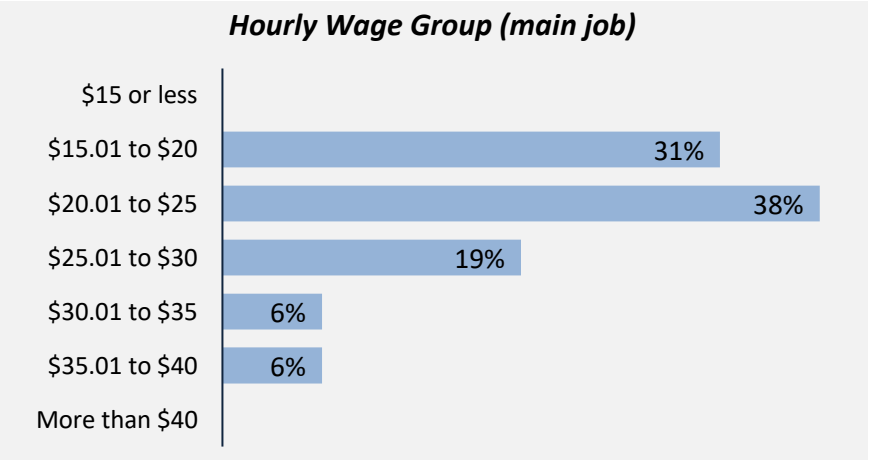
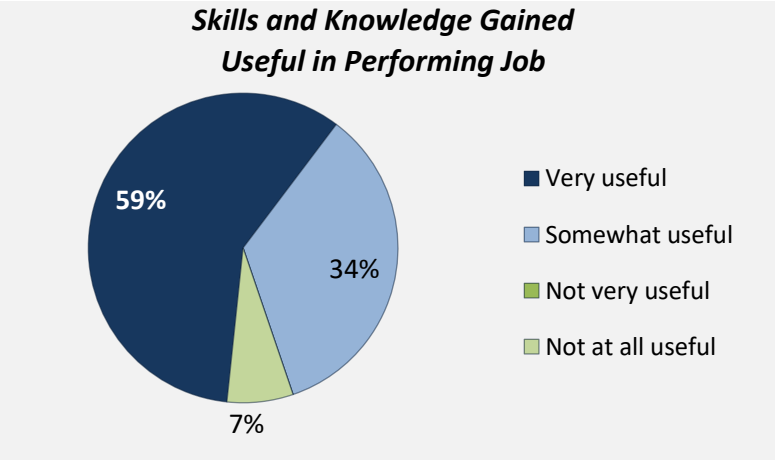
In the labour force	Employment rate	Unemployment rate
97%	97%	0.0%

The "Employment rate" is the number employed as a percentage of all respondents.
The "Unemployment rate" is the number of unemployed as a percentage of respondents in the labour force.

Of those employed:

n = 29

Employed full-time	96%	Hourly Wage (median, main job)	Hours Worked (median, main job)
Employed in training-related job	96%	\$22	40
Employed in permanent position	92%		



Top Occupations (5-digit NOC)	# employed	% of those employed
72411: Auto body collision, refinishing and glass technicians and damage repair estimators	22	76%
72410: Automotive service technicians, truck and bus mechanics and mechanical repairers	3	10%
XXXXX: Unclassified occupations	2	7%
75201: Delivery service drivers and door-to-door distributors	1	3%
65311: Specialized cleaners	1	3%
Total of top occupations	29	100%
Total employed	29	

Summary of Survey Results: 2021-2025

Trades Training Type:

*Progressive apprenticeship, Traditional apprenticeship,
Trades foundation, and Trades-related vocational programs*

Applied filters:

CPC: VCC: Autobody Apprentice;

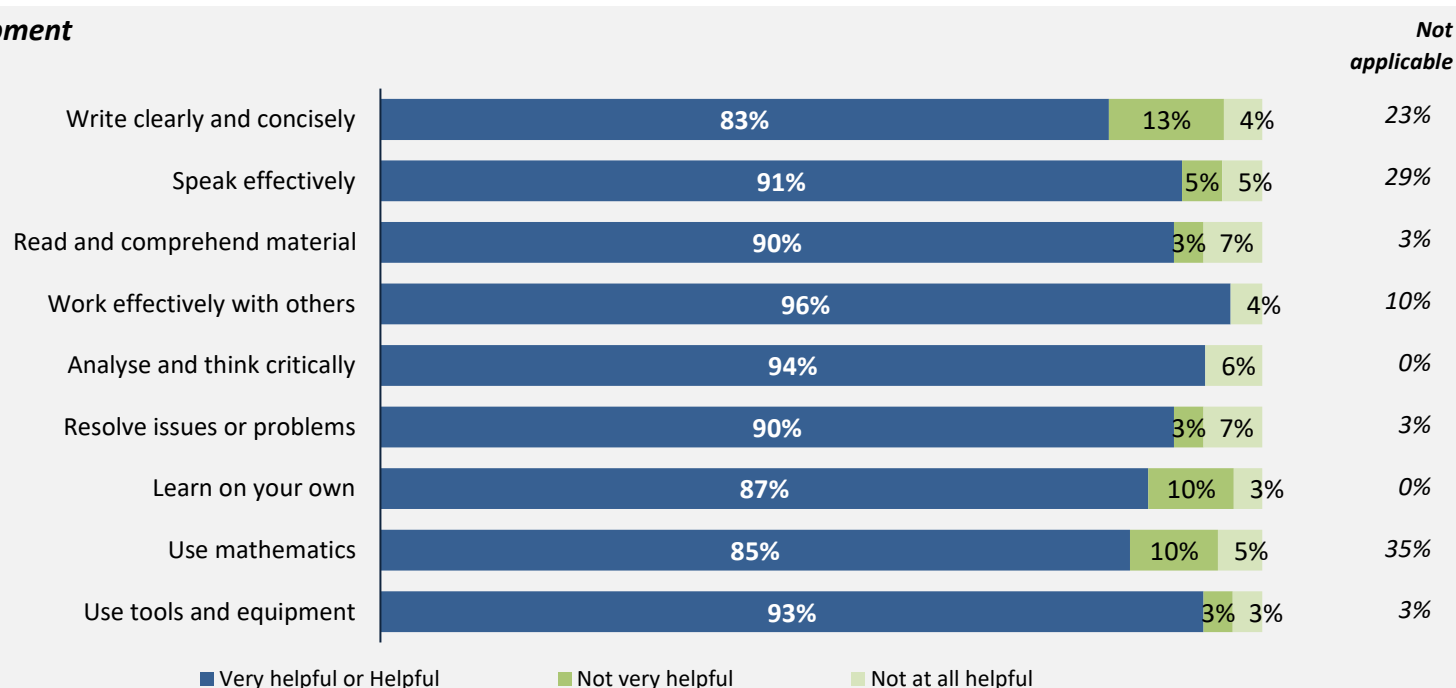
Cohort 81
Respondents 31
Response Rate 38%

Skill Development and Post-Secondary Experience

90%

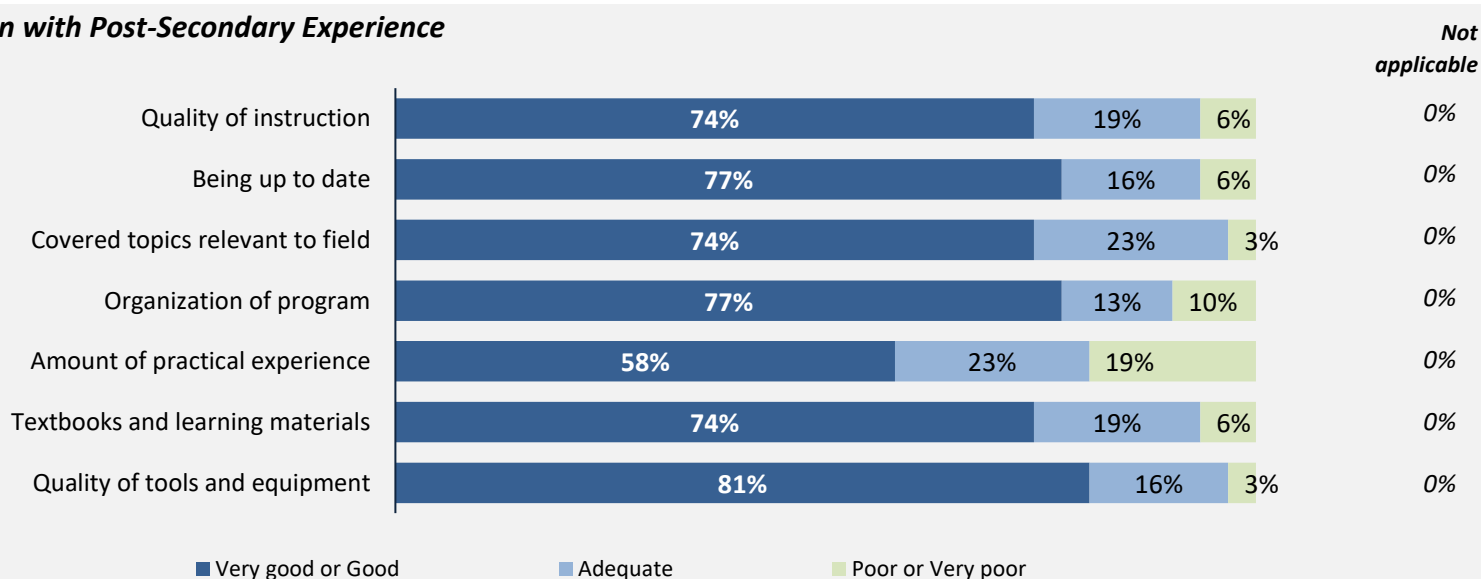
said they were very satisfied or satisfied with the education they received.

Skill Development



Percentages are based on those who gave a valid rating, excluding those who said not applicable.

Satisfaction with Post-Secondary Experience



Percentages are based on those who gave a valid rating, excluding those who said not applicable.

Summary of Survey Results: 2021-2025

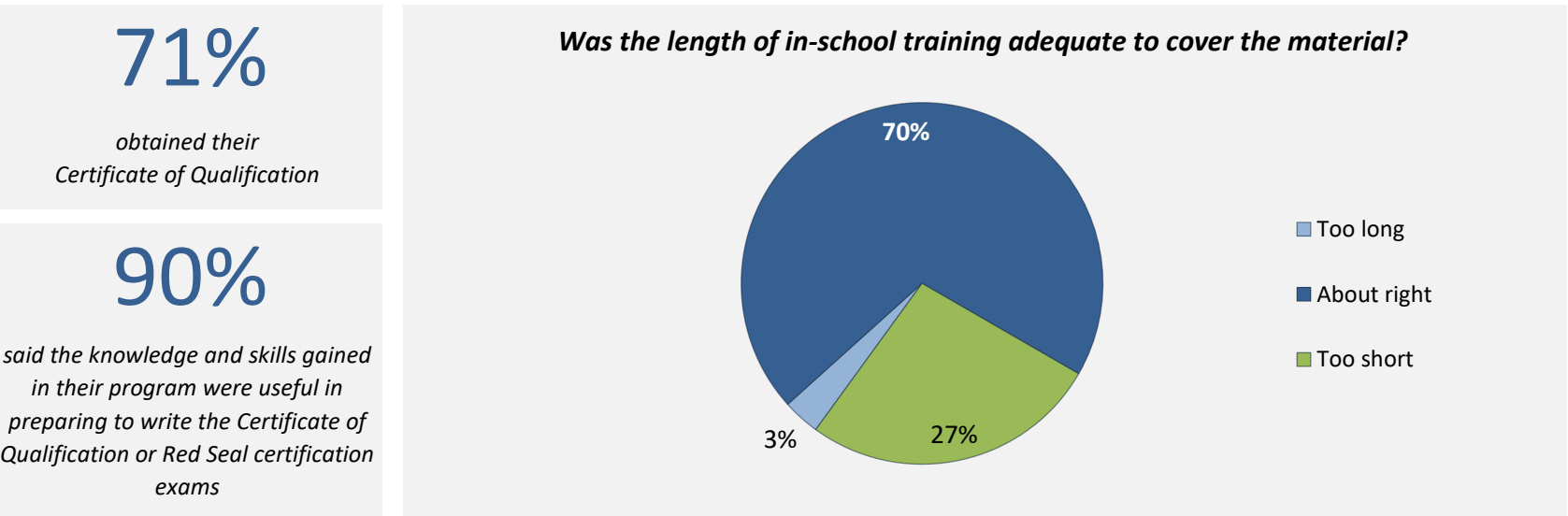
Trades Training Type:
Progressive apprenticeship, Traditional apprenticeship

Applied filters:
CPC: VCC: Autobody Apprentice;

Cohort	81
Respondents	31
Response Rate	38%

Apprenticeship programs

In-School Experiences



Workplace Experiences



Employment After Leaving School

