

Summary of Survey Results: 2020-2024

Trades Training Type:

Progressive apprenticeship, Traditional apprenticeship, Trades foundation, and Trades-related vocational programs

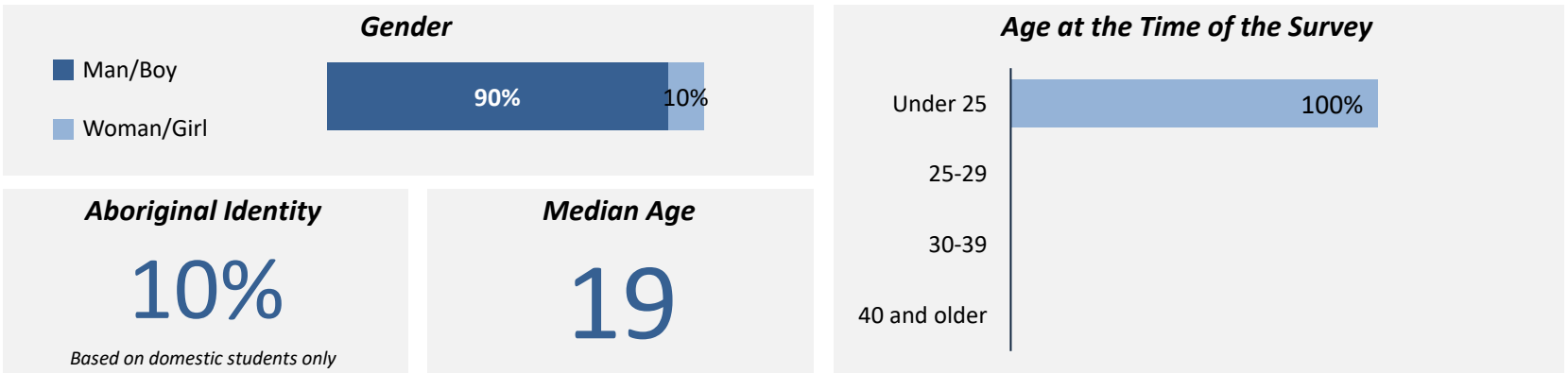
Applied filters:

CPC: VCC: Automotive Collision Repair Senior Secondary;

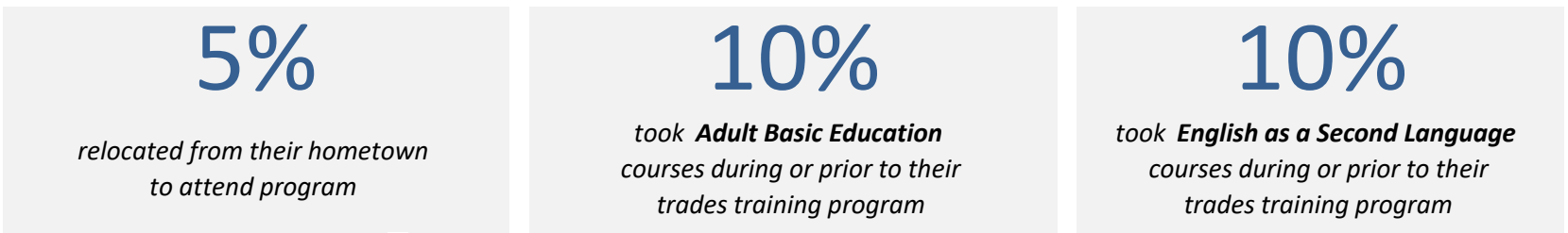
Cohort	47
Respondents	21
Response Rate	45%

Description of Survey Respondents

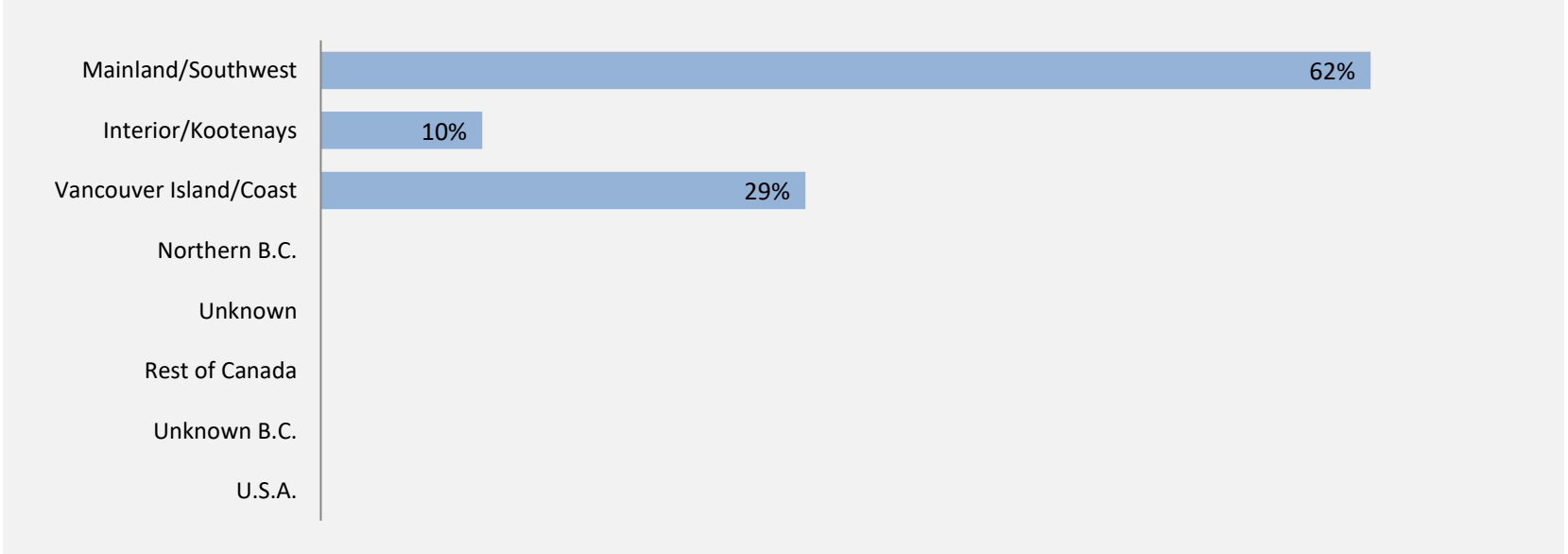
Demographics



About the Respondents



Region respondents were living in at the time of the survey



Summary of Survey Results: 2020-2024

Trades Training Type:

Progressive apprenticeship, Traditional apprenticeship, Trades foundation, and Trades-related vocational programs

Applied filters:

CPC: VCC: Automotive Collision Repair Senior Secondary;

Cohort	47
Respondents	21
Response Rate	45%

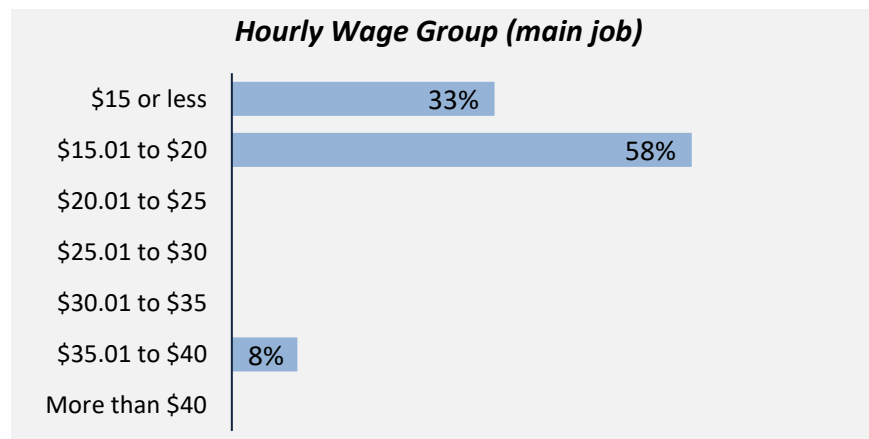
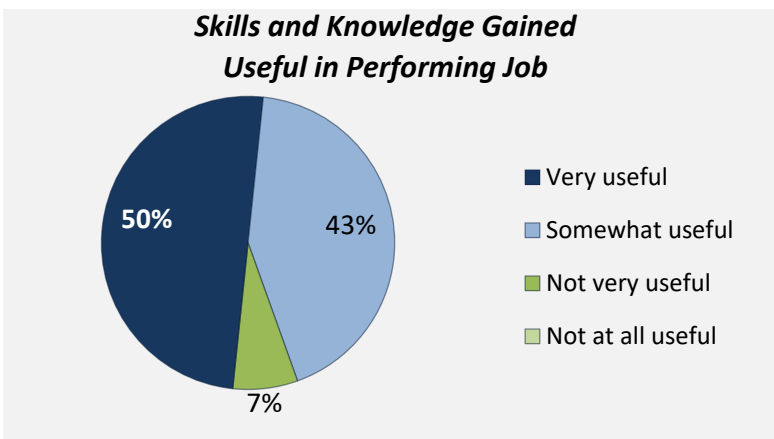
Employment Outcomes

<p>In the labour force</p> <h1>90%</h1>	<p>Employment rate</p> <h1>67%</h1>	<p>Unemployment rate</p> <h1>22.2%</h1>
--	--	--

The "Employment rate" is the number employed as a percentage of all respondents.
 The "Unemployment rate" is the number of unemployed as a percentage of respondents in the labour force.

Of those employed: n = 14

<table border="0"> <tr> <td>Employed full-time</td> <td style="text-align: right;">92%</td> </tr> <tr> <td>Employed in training-related job</td> <td style="text-align: right;">57%</td> </tr> <tr> <td>Employed in permanent position</td> <td style="text-align: right;">73%</td> </tr> </table>	Employed full-time	92%	Employed in training-related job	57%	Employed in permanent position	73%	<p>Hourly Wage (median, main job)</p> <h1>\$17</h1>	<p>Hours Worked (median, main job)</p> <h1>40</h1>
Employed full-time	92%							
Employed in training-related job	57%							
Employed in permanent position	73%							



Top Occupations (5-digit NOC)	# employed	% of those employed
72411: Auto body collision, refinishing and glass technicians and damage repair estimators	5	36%
75101: Material handlers	2	14%
72410: Automotive service technicians, truck and bus mechanics and mechanical repairers	1	7%
XXXXX: Unclassified occupations	1	7%
60031: Accommodation service managers	1	7%
73112: Painters and decorators (except interior decorators)	1	7%
52113: Audio and video recording technicians	1	7%
63200: Cooks	1	7%
75110: Construction trades helpers and labourers	1	7%
<i>Total of top occupations</i>	14	100%
<i>Total employed</i>	14	

Summary of Survey Results: 2020-2024

Trades Training Type:

Progressive apprenticeship, Traditional apprenticeship, Trades foundation, and Trades-related vocational programs

Applied filters:

CPC: VCC: Automotive Collision Repair Senior Secondary;

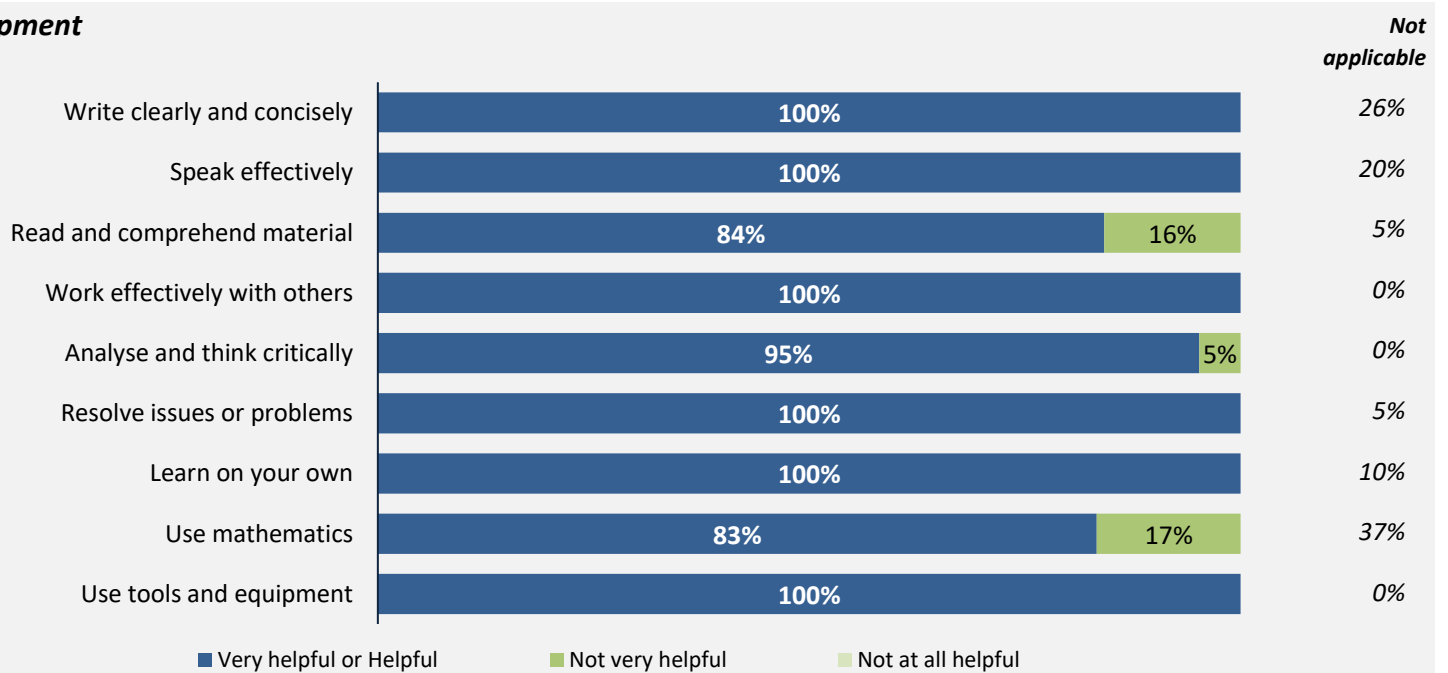
Cohort	47
Respondents	21
Response Rate	45%

Skill Development and Post-Secondary Experience

100%

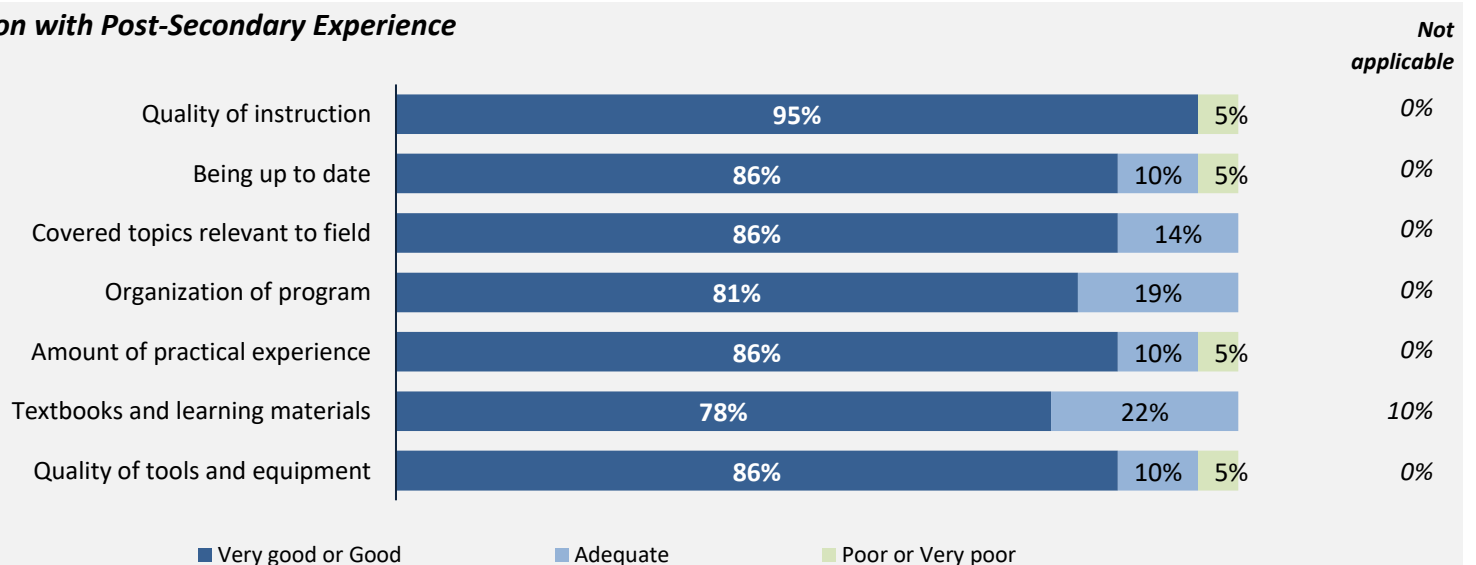
said they were very satisfied or satisfied with the education they received.

Skill Development



Percentages are based on those who gave a valid rating, excluding those who said not applicable.

Satisfaction with Post-Secondary Experience



Percentages are based on those who gave a valid rating, excluding those who said not applicable.

Summary of Survey Results: 2020-2024

Trades Training Type:

Progressive apprenticeship, Traditional apprenticeship


Applied filters:

CPC: VCC: Automotive Collision Repair Senior Secondary;

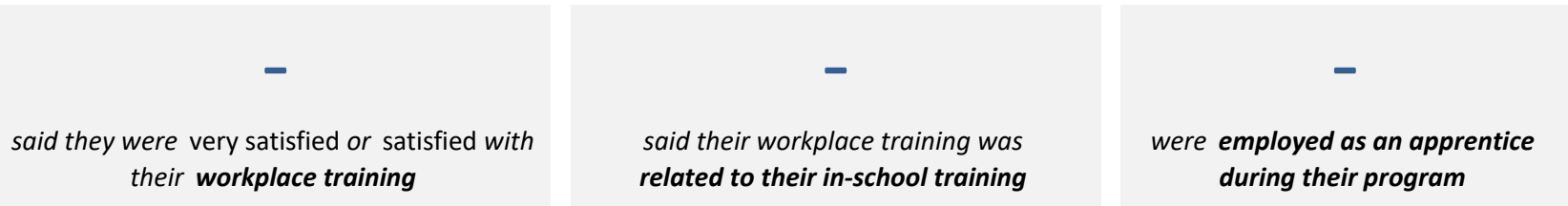
Cohort -
Respondents -
Response Rate 0%

Apprenticeship programs

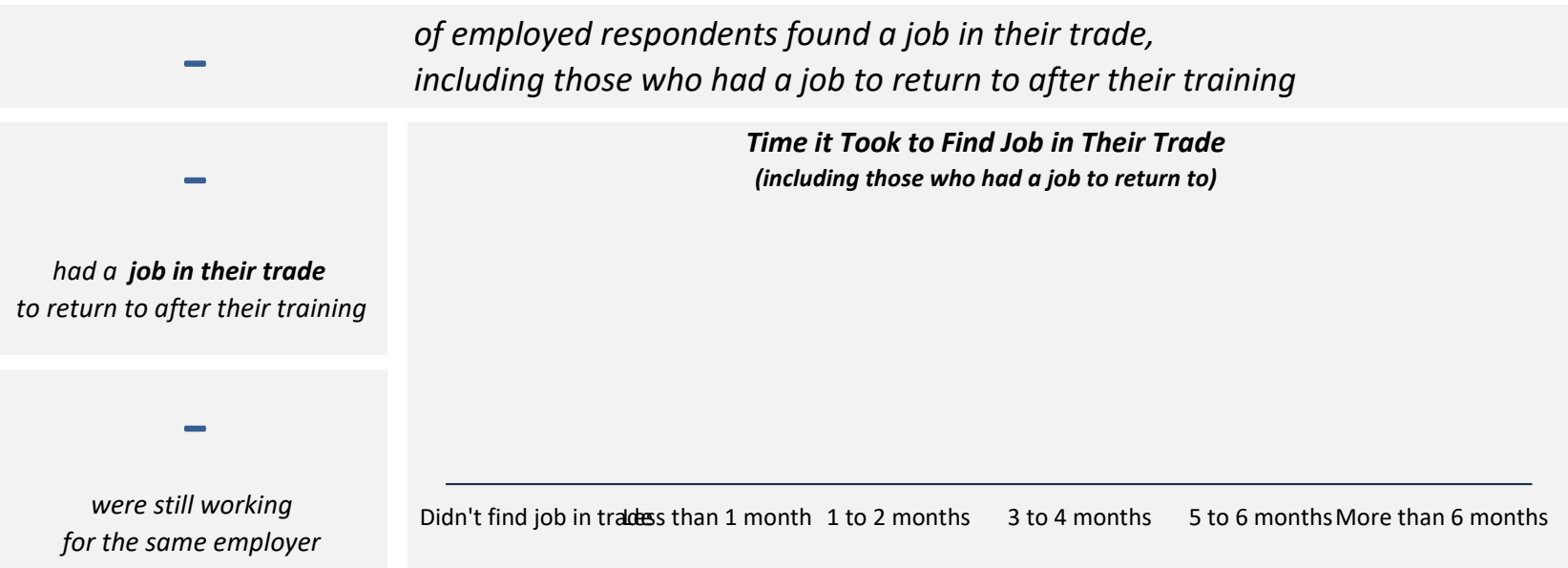
In-School Experiences



Workplace Experiences



Employment After Leaving School



Summary of Survey Results: 2020-2024

Trades Training Type:

Trades foundation, Trades-related vocational programs

Applied filters:

CPC: VCC: Automotive Collision Repair Senior Secondary;

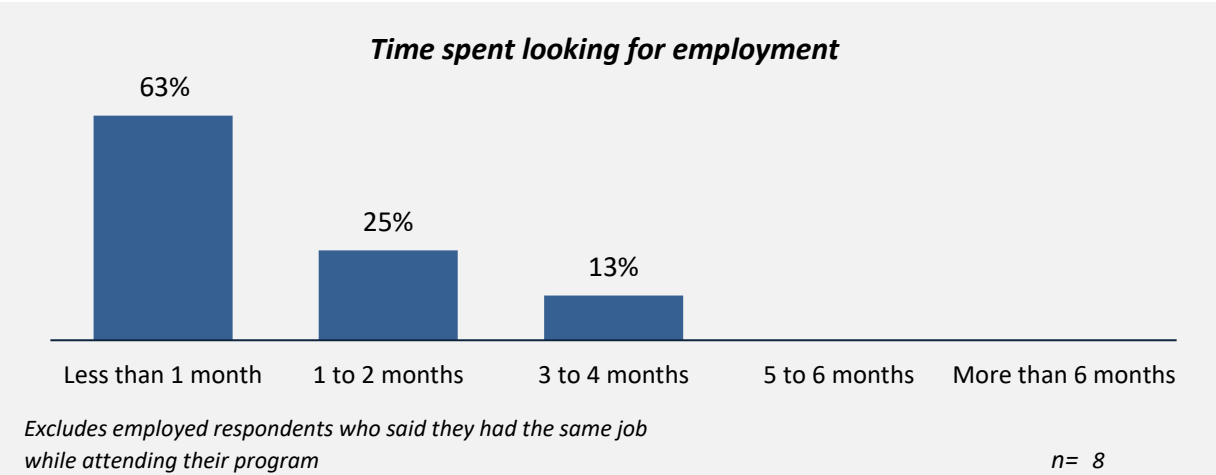
Cohort	47
Respondents	21
Response Rate	45%

Trades foundation & Trades-related vocational programs

Employment After Leaving School

36%
had the same job before or while they were attending school

89%
said their education was useful in getting their job



Other Education

Trades-related vocational respondents only, results are shown for the education they took before and after their program.

*Not asked in 2024

—
took further studies after completing their program
n = -

—
of those who had taken further studies said their program prepared them well

—
of respondents were currently studying
n = -



Of those who took further studies at a different institution:

—
expected transfer credit*
n = -

Of those who expected transfer credit:

—
received transfer credit*

—
were very satisfied or satisfied with their transfer experience*

Summary of Survey Results: 2020-2024

Trades Training Type:

Trades foundation, Trades-related vocational programs

Applied filters:

CPC: VCC: Automotive Collision Repair Senior Secondary;

Cohort	47
Respondents	21
Response Rate	45%

had taken *previous* post-secondary education n = -



*Based on those who had taken previous post-secondary education.
Respondents could report more than one type of post-secondary credential.*

Transition to Apprenticeship n = 20
The following results are for Trades foundation respondents only.

65%
of Trades foundation respondents tried to get employment as an apprentice after they left their program

67%
of those who tried to get employment as an apprentice were successful

