

# Summary of Survey Results: 2021-2025

Trades Training Type:  
*Progressive apprenticeship, Traditional apprenticeship, Trades foundation, and Trades-related vocational programs*

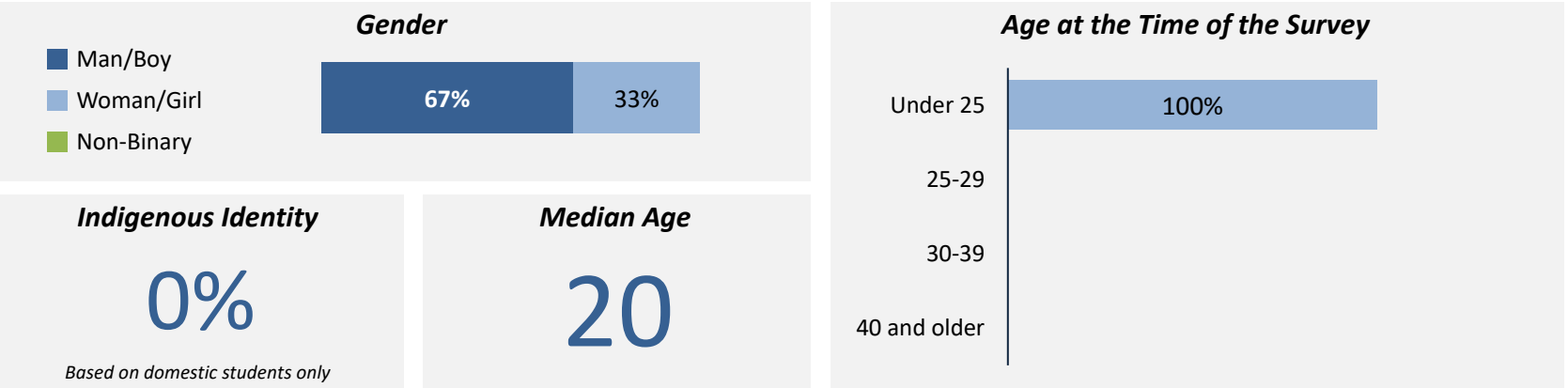
Applied filters:

CPC: VCC: Automotive Refinishing Preparation Senior Secondary;

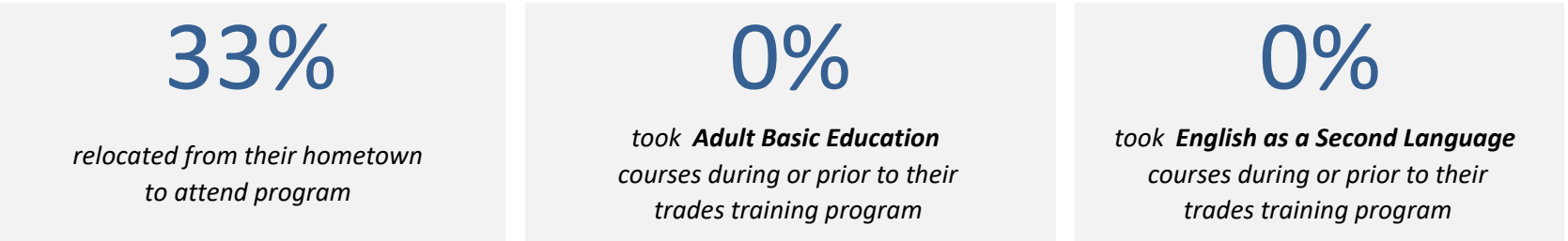
|               |     |
|---------------|-----|
| Cohort        | 16  |
| Respondents   | 3   |
| Response Rate | 19% |

## Description of Survey Respondents

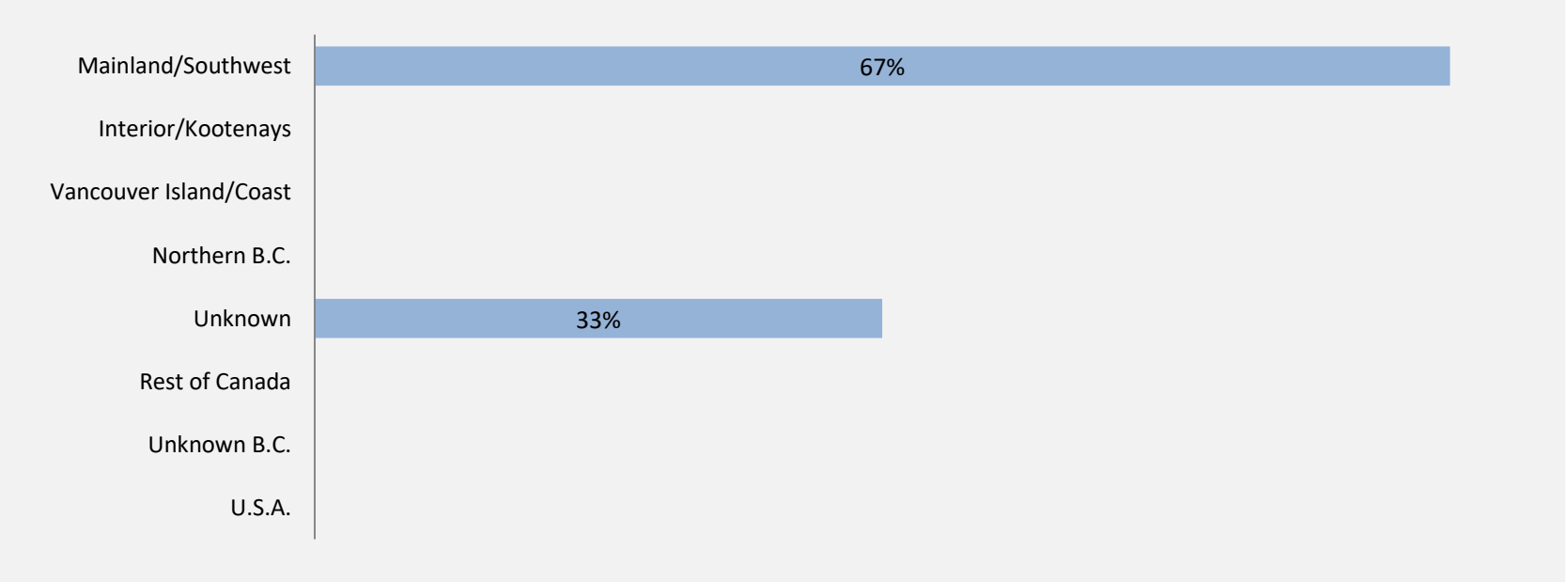
### Demographics



### About the Respondents



### Region respondents were living in at the time of the survey



# Summary of Survey Results: 2021-2025

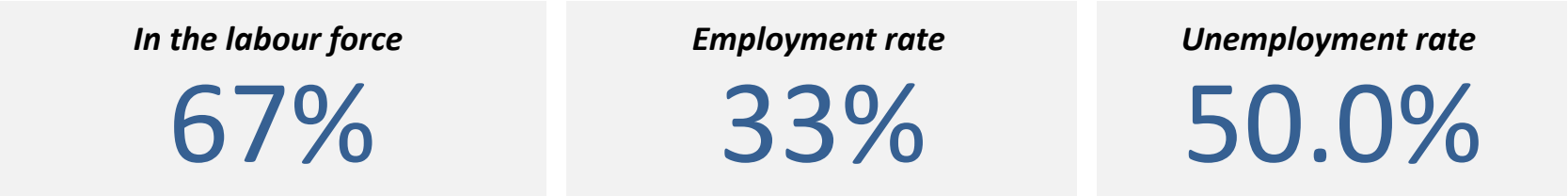
Trades Training Type:  
*Progressive apprenticeship, Traditional apprenticeship, Trades foundation, and Trades-related vocational programs*

**Applied filters:**  
CPC: VCC: Automotive Refinishing Preparation Senior Secondary;

Cohort  
Respondents  
Response Rate

16  
3  
19%

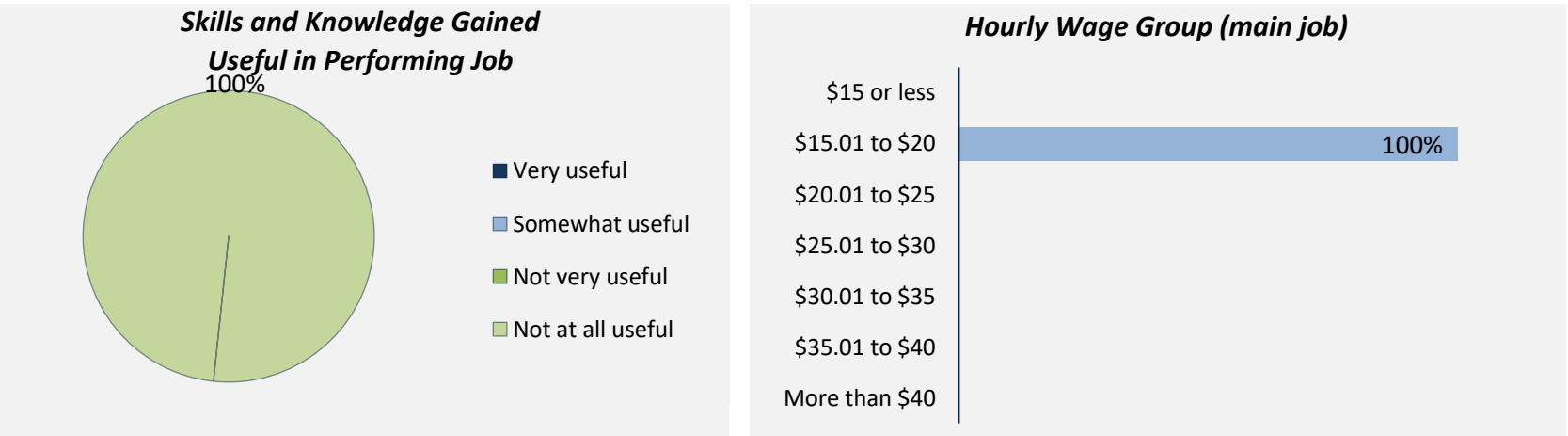

## Employment Outcomes



The "Employment rate" is the number employed as a percentage of all respondents.  
The "Unemployment rate" is the number of unemployed as a percentage of respondents in the labour force.

Of those employed:

n = 1



| Top Occupations (5-digit NOC)   |  | # employed | % of those employed |
|---|--|------------|---------------------|
| 65201: Food counter attendants, kitchen helpers and related support occupations |  | 1          | 100%                |
|   |  |            |                     |
|   |  |            |                     |
|   |  |            |                     |
|   |  |            |                     |
|   |  |            |                     |
|   |  |            |                     |
| Total of top occupations  |  | 1          | 100%                |
| Total employed  |  | 1          |                     |

# Summary of Survey Results: 2021-2025

## Trades Training Type:

*Progressive apprenticeship, Traditional apprenticeship,  
Trades foundation, and Trades-related vocational programs*

### Applied filters:

CPC: VCC: Automotive Refinishing Preparation Senior Secondary;


**Cohort** 16  
**Respondents** 3  
**Response Rate** 19%

## Skill Development and Post-Secondary Experience

# 100%

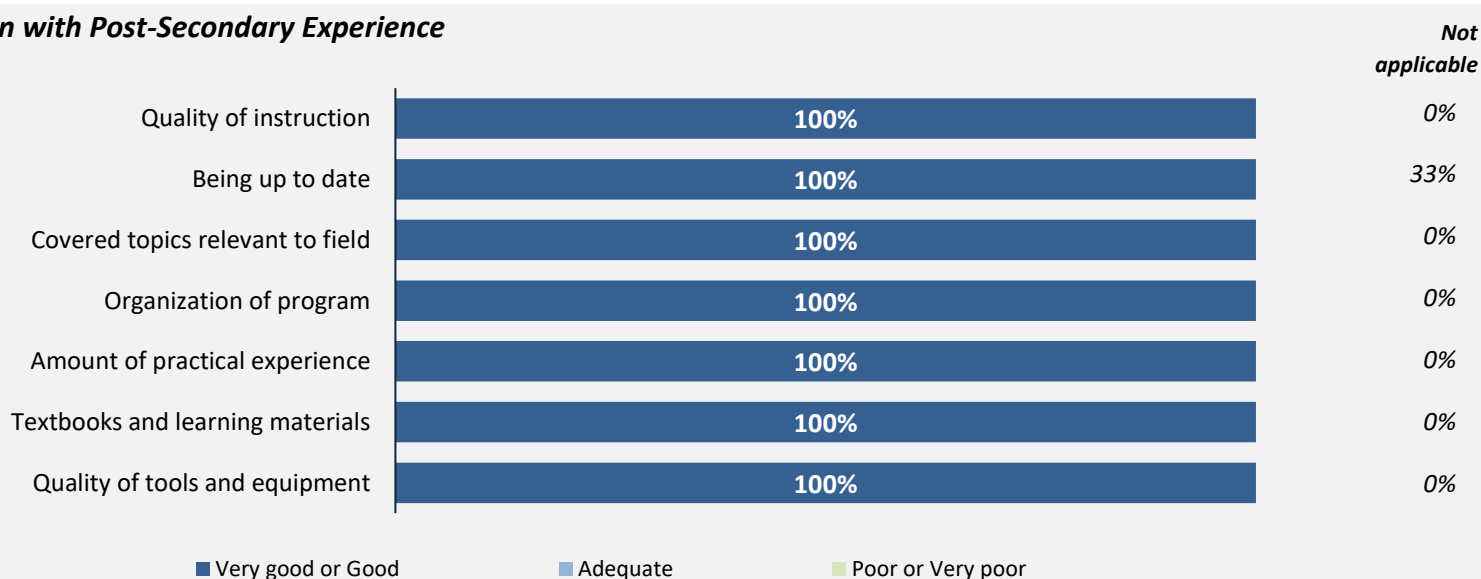
said they were very satisfied or satisfied with the education they received.

### Skill Development



Percentages are based on those who gave a valid rating, excluding those who said not applicable.

### Satisfaction with Post-Secondary Experience



Percentages are based on those who gave a valid rating, excluding those who said not applicable.

Summary of Survey Results: 2021-2025

Trades Training Type:  
Trades foundation, Trades-related vocational programs

Applied filters:  
CPC: VCC: Automotive Refinishing Preparation Senior Secondary;

|               |     |
|---------------|-----|
| Cohort        | 16  |
| Respondents   | 3   |
| Response Rate | 19% |

Trades foundation & Trades-related vocational programs

Employment After Leaving School

0%

had the same job  
before or while they were  
attending school

100%

said their education was  
useful in getting their job

Time spent looking for employment



Other Education

Trades-related vocational respondents only, results are shown for the education they took before and after their program.

\*Not asked since 2023

—

took further studies after  
completing their program  
n = -

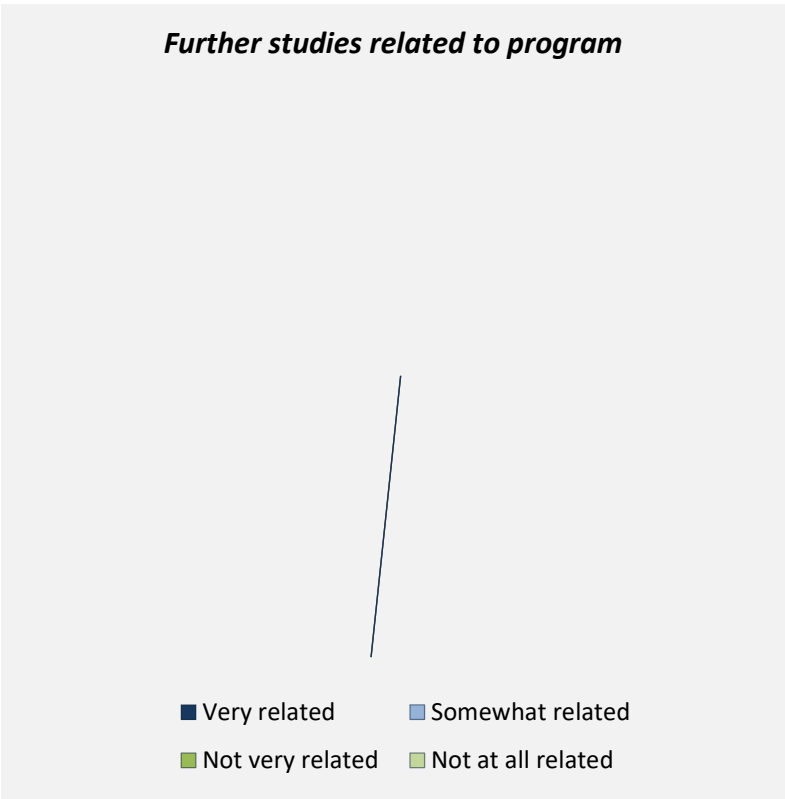
—

of those who had taken further  
studies said their program  
prepared them well

—

of respondents  
were currently studying  
n = -

Further studies related to program



Of those who took further studies at a different institution:

—

expected transfer credit\*  
n = -

Of those who expected transfer credit:

—

received transfer credit\*

—

were very satisfied or satisfied  
with their transfer experience\*

# Summary of Survey Results: 2021-2025

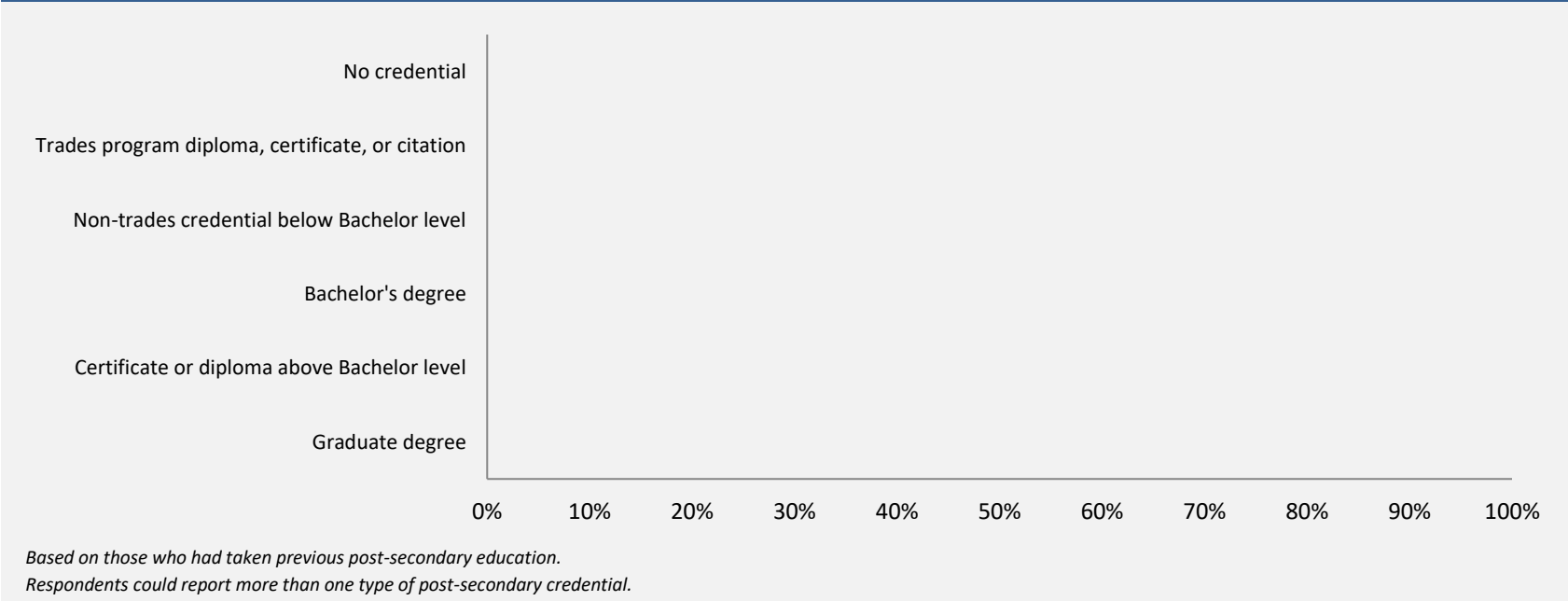
Trades Training Type:  
Trades foundation, Trades-related vocational programs

Applied filters:  
CPC: VCC: Automotive Refinishing Preparation Senior Secondary;

|               |     |
|---------------|-----|
| Cohort        | 16  |
| Respondents   | 3   |
| Response Rate | 19% |

had taken **previous** post-secondary education

n = -



Transition to Apprenticeship

The following results are for Trades foundation respondents only.

n = 2

50%

of Trades foundation respondents tried to get employment as an apprentice after they left their program

100%

of those who tried to get employment as an apprentice were successful

