

# Summary of Survey Results: 2021-2025

Trades Training Type:  
*Progressive apprenticeship, Traditional apprenticeship, Trades foundation, and Trades-related vocational programs*

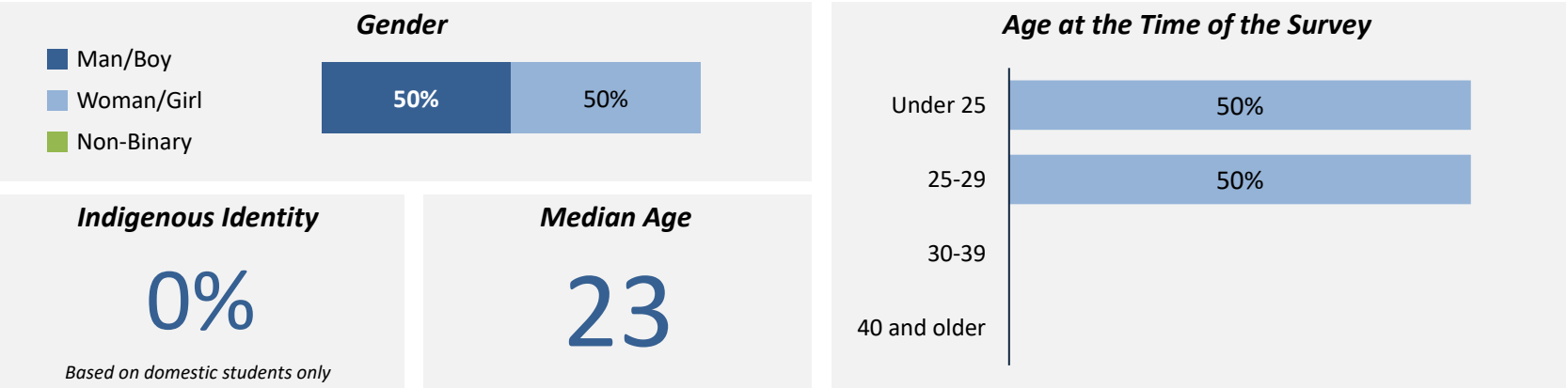
**Applied filters:**

CPC: VCC: Automotive Refinishing Preparation Technician;

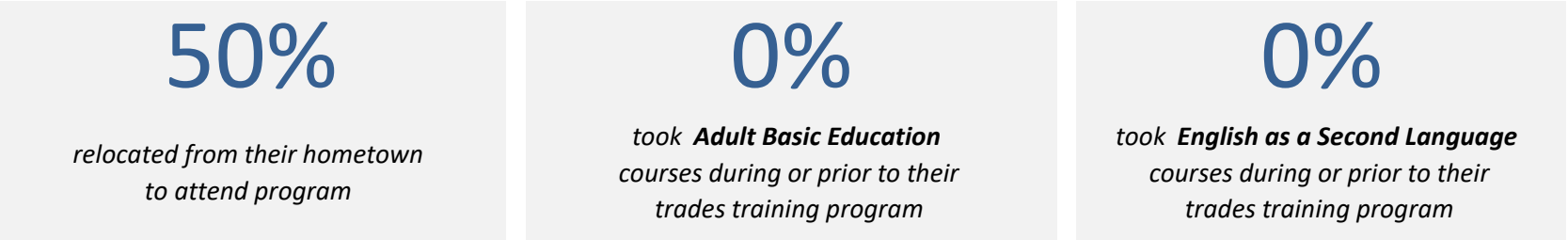
|               |     |
|---------------|-----|
| Cohort        | 10  |
| Respondents   | 4   |
| Response Rate | 40% |

## Description of Survey Respondents

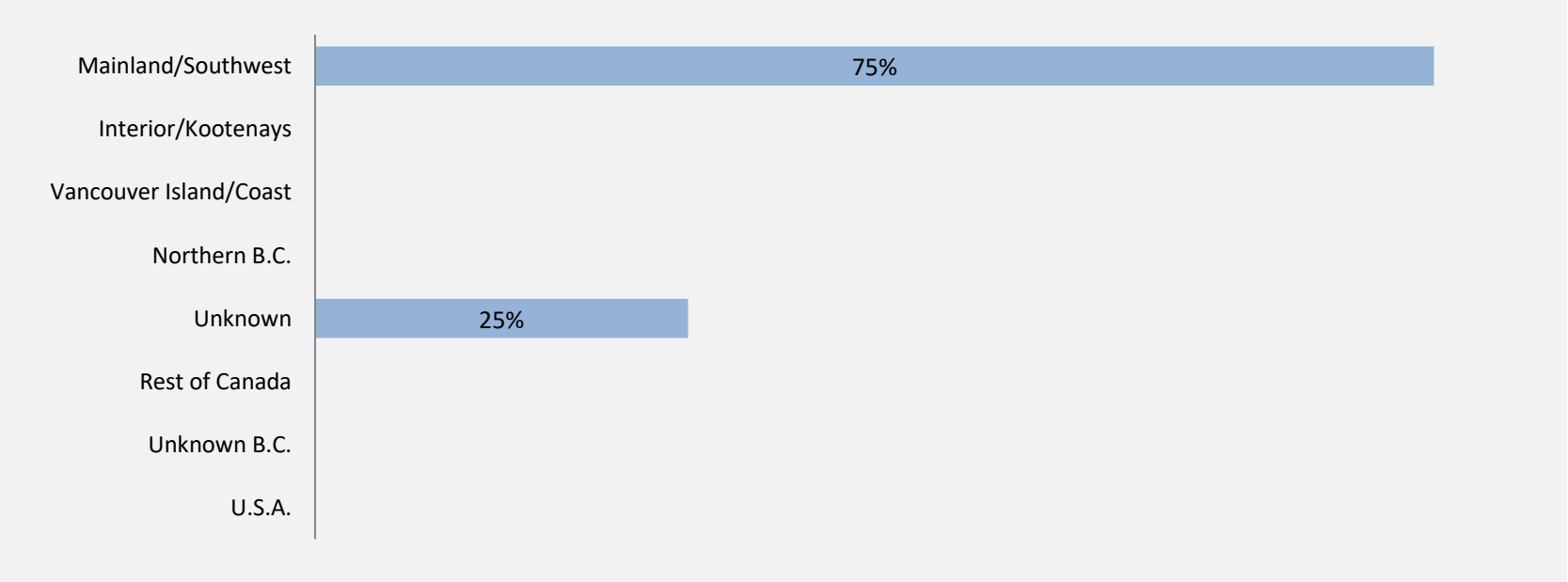
### Demographics



### About the Respondents



### Region respondents were living in at the time of the survey



# Summary of Survey Results: 2021-2025

Trades Training Type:  
*Progressive apprenticeship, Traditional apprenticeship, Trades foundation, and Trades-related vocational programs*

**Applied filters:**  
CPC: VCC: Automotive Refinishing Preparation Technician;

|               |     |
|---------------|-----|
| Cohort        | 10  |
| Respondents   | 4   |
| Response Rate | 40% |

## Employment Outcomes

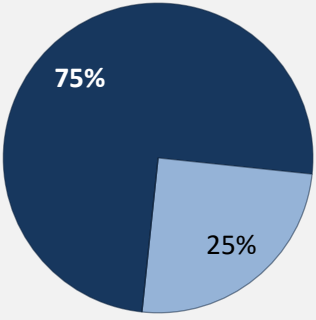

|   |                                       |   |
|---|---------------------------------------|---|
| <b>In the labour force</b><br><b>100%</b> | <b>Employment rate</b><br><b>100%</b> | <b>Unemployment rate</b><br><b>0.0%</b> |
|---|---------------------------------------|---|

The "Employment rate" is the number employed as a percentage of all respondents.  
The "Unemployment rate" is the number of unemployed as a percentage of respondents in the labour force.

Of those employed:

n = 4

|                                  |      |  |   |
|----------------------------------|------|--|---|
| Employed full-time               | 100% | <b>Hourly Wage<br/>(median, main job)</b><br><b>\$18</b> | <b>Hours Worked<br/>(median, main job)</b><br><b>40</b> |
| Employed in training-related job | 75%  |  |   |
| Employed in permanent position   | 75%  |  |   |

|  |  |              |  |                 |      |                 |  |                 |  |                 |  |                 |  |                |  |
|--|--|--------------|--|-----------------|------|-----------------|--|-----------------|--|-----------------|--|-----------------|--|----------------|--|
| <b>Skills and Knowledge Gained<br/>Useful in Performing Job</b><br> <ul style="list-style-type: none"><li>Very useful</li><li>Somewhat useful</li><li>Not very useful</li><li>Not at all useful</li></ul> | <b>Hourly Wage Group (main job)</b><br> <table><tr><td>\$15 or less</td><td></td></tr><tr><td>\$15.01 to \$20</td><td>100%</td></tr><tr><td>\$20.01 to \$25</td><td></td></tr><tr><td>\$25.01 to \$30</td><td></td></tr><tr><td>\$30.01 to \$35</td><td></td></tr><tr><td>\$35.01 to \$40</td><td></td></tr><tr><td>More than \$40</td><td></td></tr></table> | \$15 or less |  | \$15.01 to \$20 | 100% | \$20.01 to \$25 |  | \$25.01 to \$30 |  | \$30.01 to \$35 |  | \$35.01 to \$40 |  | More than \$40 |  |
| \$15 or less   |  |              |  |                 |      |                 |  |                 |  |                 |  |                 |  |                |  |
| \$15.01 to \$20  | 100%   |              |  |                 |      |                 |  |                 |  |                 |  |                 |  |                |  |
| \$20.01 to \$25  |  |              |  |                 |      |                 |  |                 |  |                 |  |                 |  |                |  |
| \$25.01 to \$30  |  |              |  |                 |      |                 |  |                 |  |                 |  |                 |  |                |  |
| \$30.01 to \$35  |  |              |  |                 |      |                 |  |                 |  |                 |  |                 |  |                |  |
| \$35.01 to \$40  |  |              |  |                 |      |                 |  |                 |  |                 |  |                 |  |                |  |
| More than \$40   |  |              |  |                 |      |                 |  |                 |  |                 |  |                 |  |                |  |

| Top Occupations (5-digit NOC)  | # employed | % of those employed |
|--|------------|---------------------|
| 72411: Auto body collision, refinishing and glass technicians and damage repair estimators | 2          | 50%                 |
| XXXXX: Unclassified occupations  | 1          | 25%                 |
| 65201: Food counter attendants, kitchen helpers and related support occupations            | 1          | 25%                 |
|  |            |                     |
|  |            |                     |
|  |            |                     |
|  |            |                     |
|  |            |                     |
|  |            |                     |
| Total of top occupations   | 4          | 100%                |
| Total employed   | 4          |                     |

# Summary of Survey Results: 2021-2025

## Trades Training Type:

*Progressive apprenticeship, Traditional apprenticeship,  
Trades foundation, and Trades-related vocational programs*

### Applied filters:

CPC: VCC: Automotive Refinishing Preparation Technician;

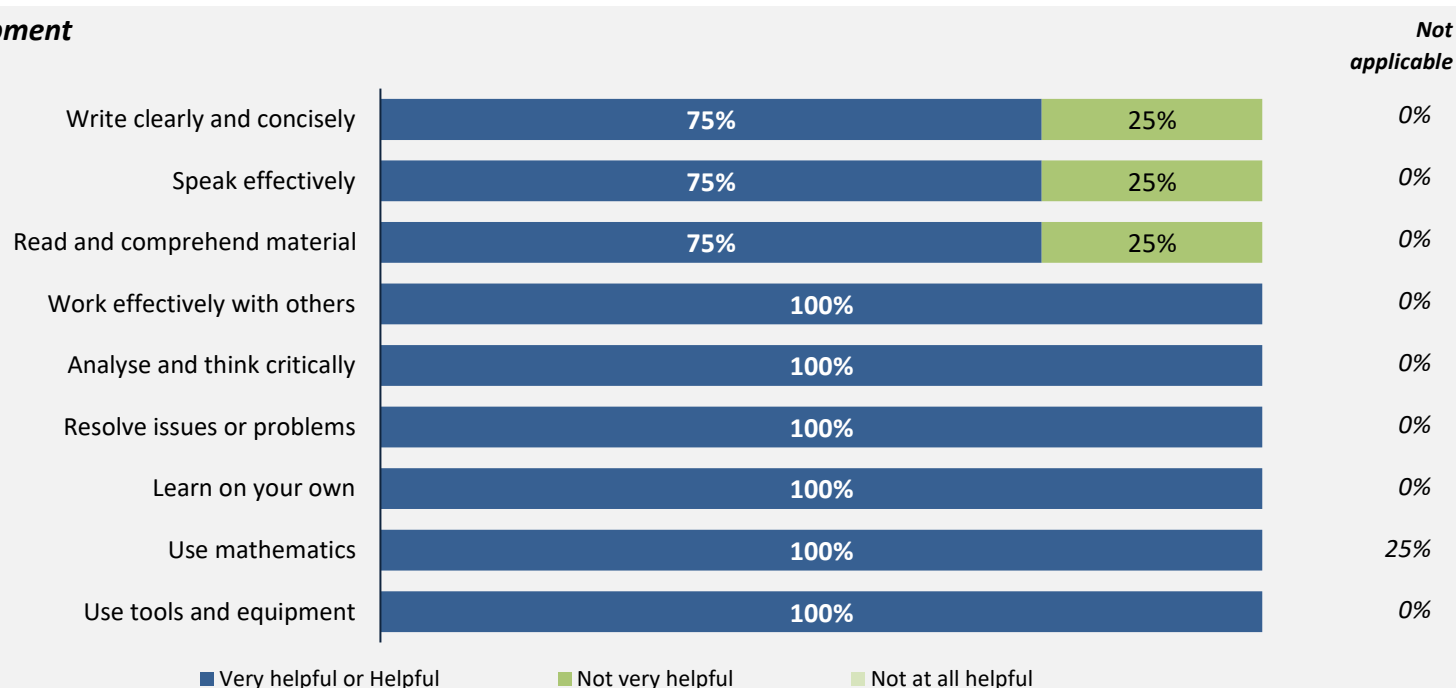
**Cohort** 10  
**Respondents** 4  
**Response Rate** 40%

## Skill Development and Post-Secondary Experience

# 100%

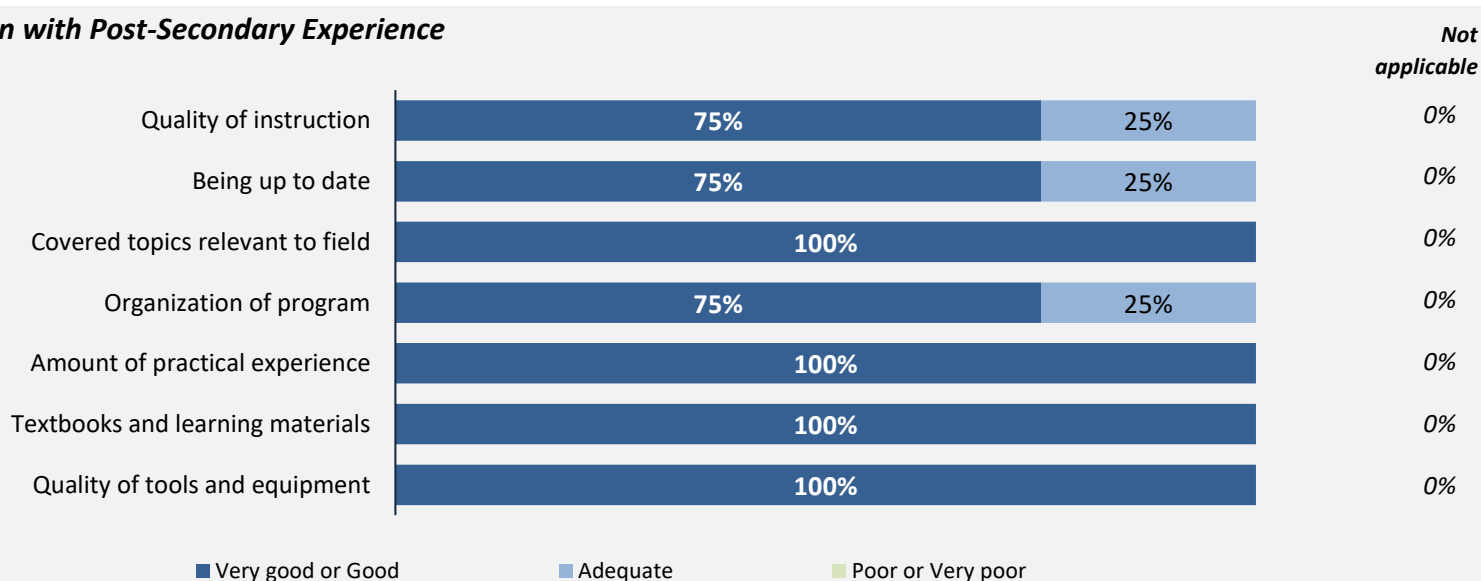
said they were very satisfied or satisfied with the education they received.

### Skill Development



Percentages are based on those who gave a valid rating, excluding those who said not applicable.

### Satisfaction with Post-Secondary Experience



Percentages are based on those who gave a valid rating, excluding those who said not applicable.

Summary of Survey Results: 2021-2025

Trades Training Type:  
Trades foundation, Trades-related vocational programs

Applied filters:  
CPC: VCC: Automotive Refinishing Preparation Technician;

|               |     |
|---------------|-----|
| Cohort        | 10  |
| Respondents   | 4   |
| Response Rate | 40% |

Trades foundation & Trades-related vocational programs

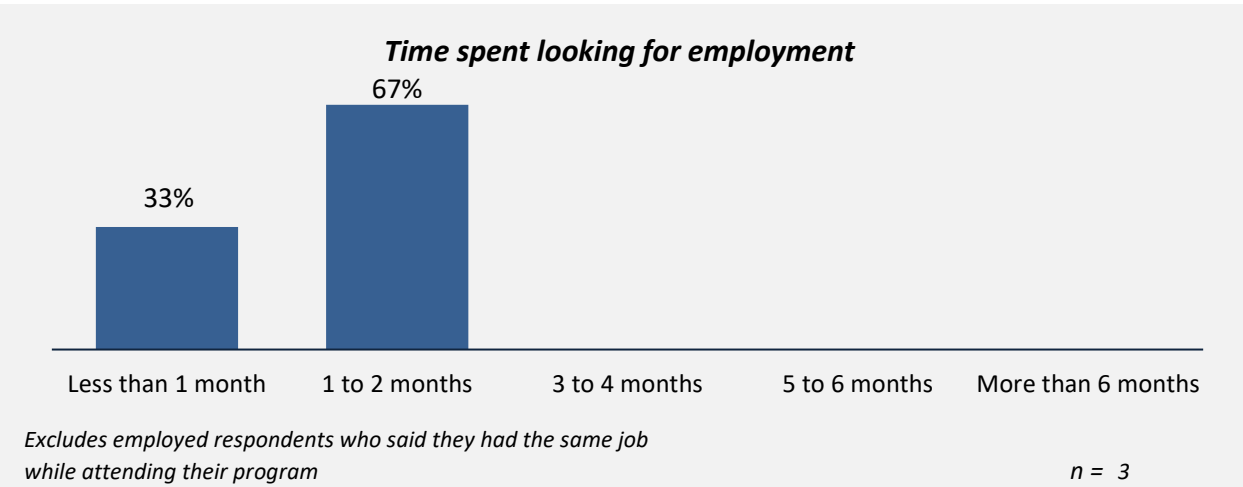
Employment After Leaving School

25%

had the same job  
before or while they were  
attending school

100%

said their education was  
useful in getting their job



Other Education

Trades-related vocational respondents only, results are shown for the education they took before and after their program.

\*Not asked since 2023

—

took further studies after  
completing their program  
n = -


—

of those who had taken further  
studies said their program  
prepared them well

—

of respondents  
were currently studying  
n = -

Further studies related to program



Of those who took further studies  
at a different institution:

—

expected transfer credit\*  
n = -

Of those who expected  
transfer credit:

—

received transfer credit\*

—

were very satisfied or satisfied  
with their transfer experience\*

# Summary of Survey Results: 2021-2025

Trades Training Type:  
*Trades foundation, Trades-related vocational programs*

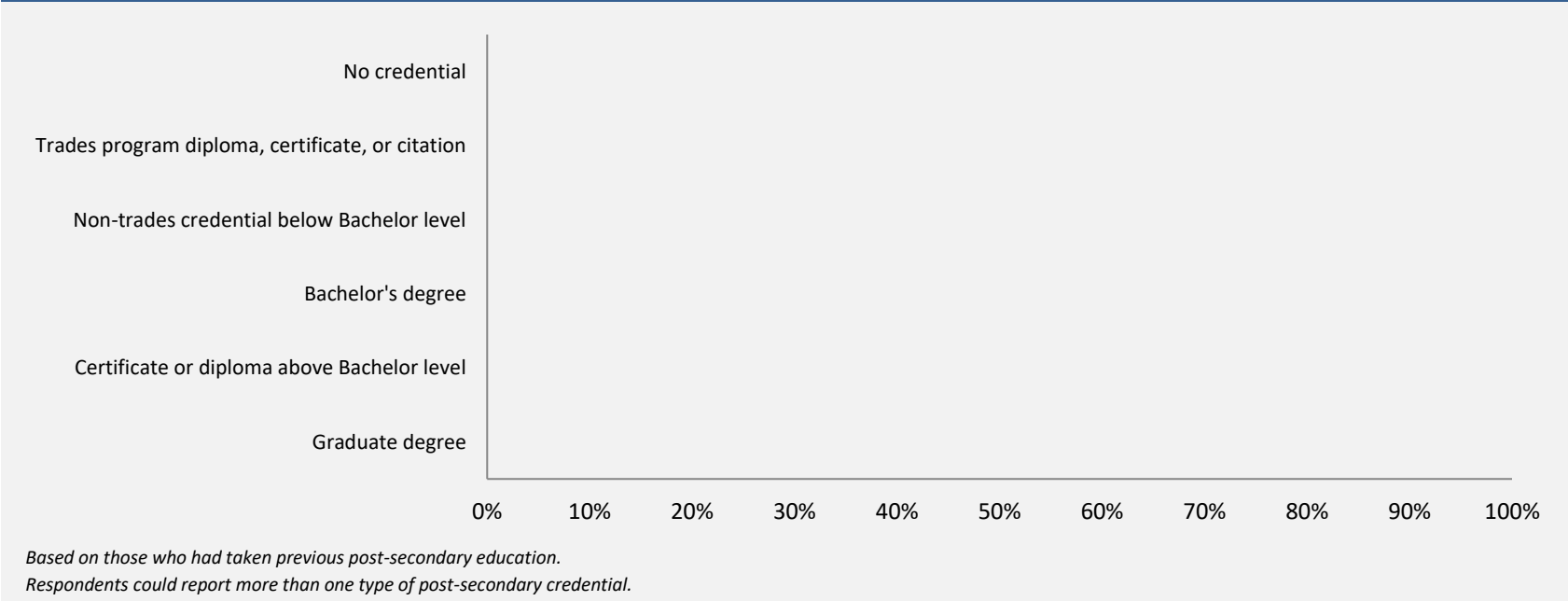
**Applied filters:**  
CPC: VCC: Automotive Refinishing Preparation Technician;

|               |     |
|---------------|-----|
| Cohort        | 10  |
| Respondents   | 4   |
| Response Rate | 40% |

—

had taken **previous** post-secondary education

n = -



Transition to Apprenticeship

The following results are for Trades foundation respondents only.

n = 4

100%

of Trades foundation respondents tried to get employment as an apprentice after they left their program

75%

of those who tried to get employment as an apprentice were successful

