

Summary of Survey Results: 2021-2025

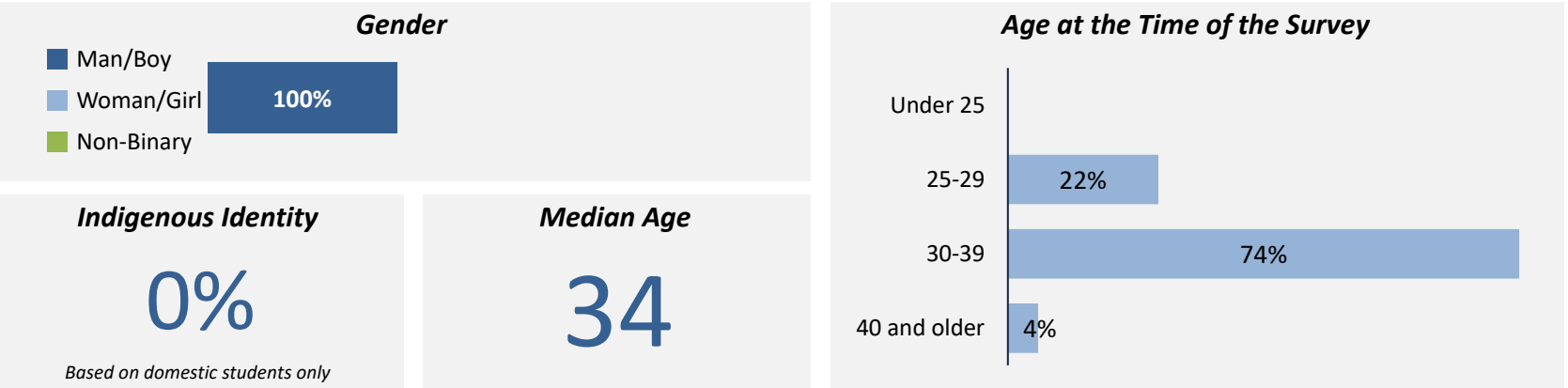
Trades Training Type:
Progressive apprenticeship, Traditional apprenticeship, Trades foundation, and Trades-related vocational programs

Applied filters:
CPC: VCC: Auto Tech Apprentice;

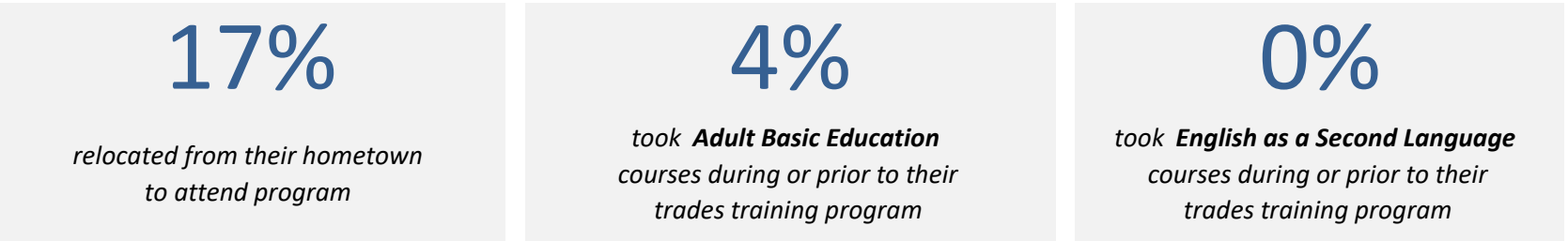
| | |
|---------------|-----|
| Cohort | 52 |
| Respondents | 23 |
| Response Rate | 44% |

Description of Survey Respondents

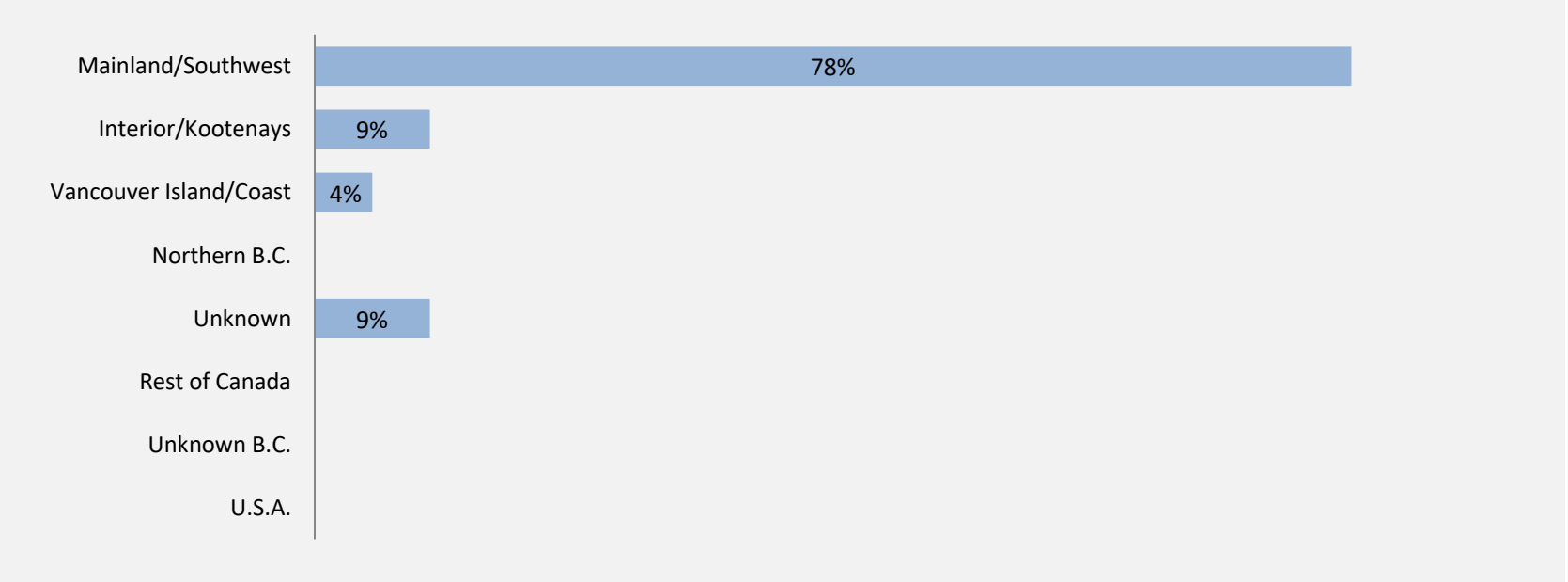
Demographics



About the Respondents



Region respondents were living in at the time of the survey



Summary of Survey Results: 2021-2025

Trades Training Type:
Progressive apprenticeship, Traditional apprenticeship, Trades foundation, and Trades-related vocational programs

Applied filters:
CPC: VCC: Auto Tech Apprentices;

| | |
|---------------|-----|
| Cohort | 52 |
| Respondents | 23 |
| Response Rate | 44% |

Employment Outcomes

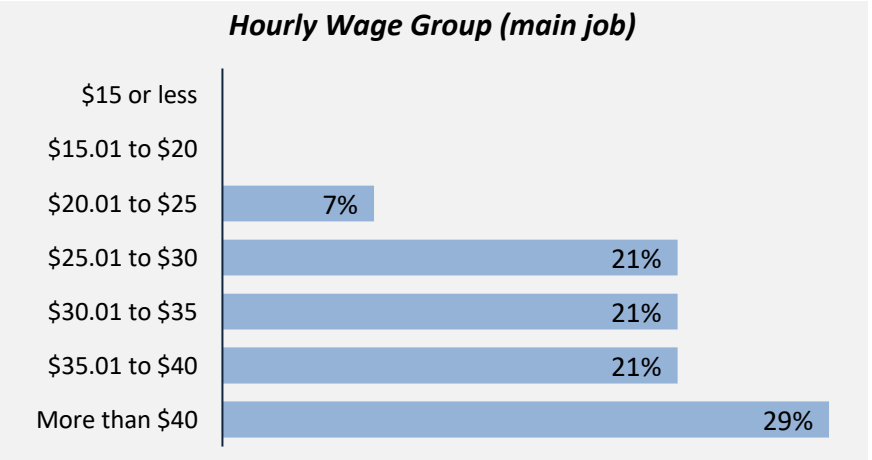
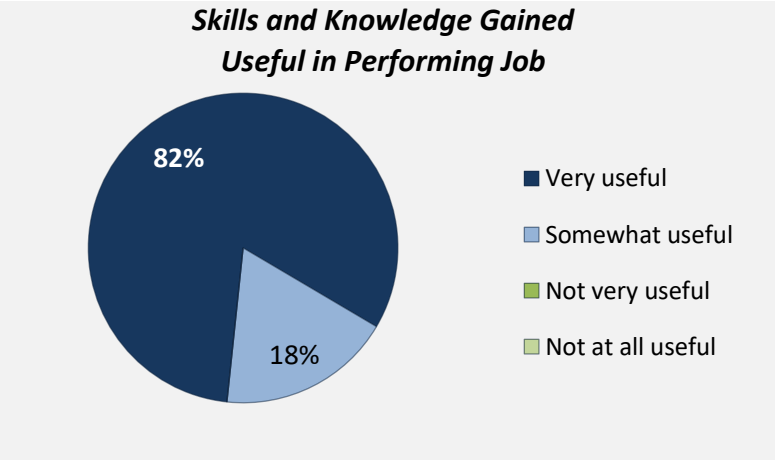
| | | |
|---|--------------------------------------|---|
| In the labour force 100% | Employment rate 96% | Unemployment rate 4.3% |
|---|--------------------------------------|---|

The "Employment rate" is the number employed as a percentage of all respondents.
The "Unemployment rate" is the number of unemployed as a percentage of respondents in the labour force.

Of those employed:

n = 22

| | | |
|--|---|--|
| <div>Employed full-time100%</div> <div>Employed in training-related job91%</div> <div>Employed in permanent position100%</div> | <div>Hourly Wage (median, main job)</div> <div>\$36</div> | <div>Hours Worked (median, main job)</div> <div>40</div> |
|--|---|--|



| Top Occupations (5-digit NOC) | # employed | % of those employed |
|--|------------|---------------------|
| 72410: Automotive service technicians, truck and bus mechanics and mechanical repairers | 19 | 86% |
| 72014: Contractors and supervisors, other construction trades, installers, repairers and servicers | 1 | 5% |
| 60020: Retail and wholesale trade managers | 1 | 5% |
| 95103: Labourers in wood, pulp and paper processing | 1 | 5% |
| Total of top occupations | 22 | 100% |
| Total employed | 22 | |

Summary of Survey Results: 2021-2025

Trades Training Type:

Progressive apprenticeship, Traditional apprenticeship, Trades foundation, and Trades-related vocational programs

Applied filters:

CPC: VCC: Auto Tech Apprentice;

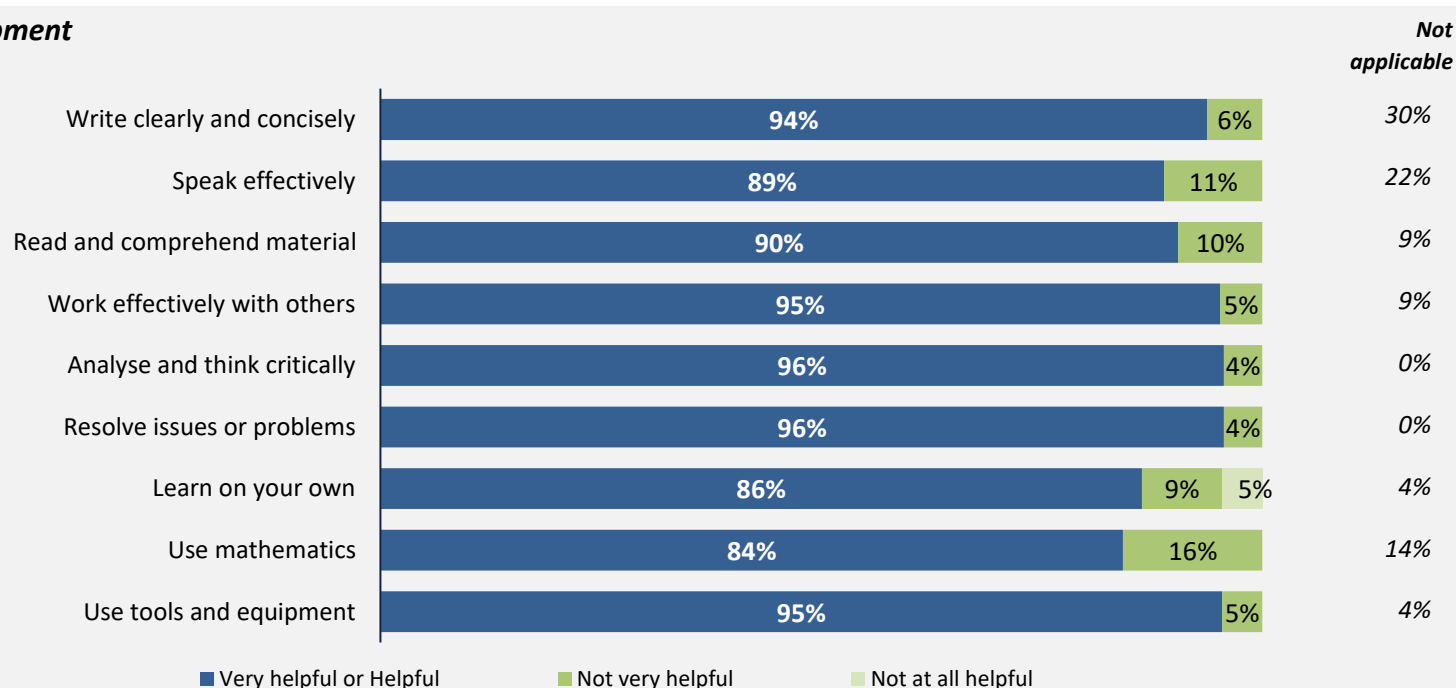
Cohort 52
Respondents 23
Response Rate 44%

Skill Development and Post-Secondary Experience

96%

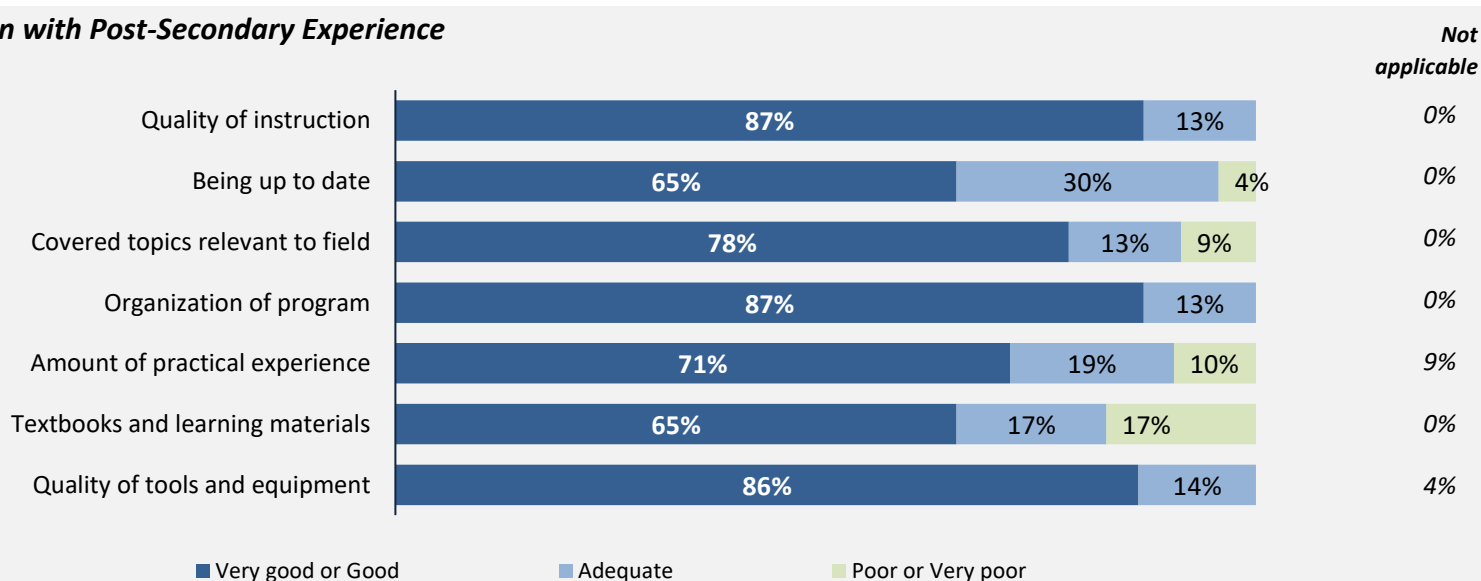
said they were very satisfied or satisfied with the education they received.

Skill Development



Percentages are based on those who gave a valid rating, excluding those who said not applicable.

Satisfaction with Post-Secondary Experience



Percentages are based on those who gave a valid rating, excluding those who said not applicable.

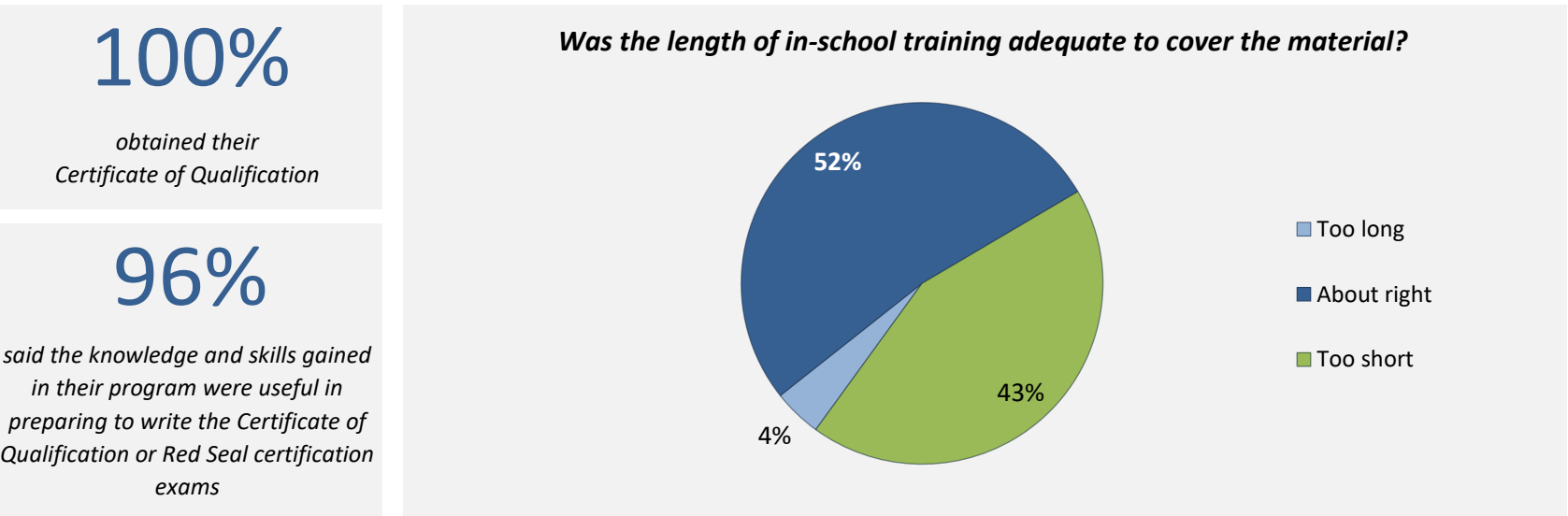
Summary of Survey Results: 2021-2025

Trades Training Type:
Progressive apprenticeship, Traditional apprenticeship

| | |
|---------------------------------|-----|
| Applied filters: | |
| CPC: VCC: Auto Tech Apprentice; | |
| Cohort | 52 |
| Respondents | 23 |
| Response Rate | 44% |

Apprenticeship programs

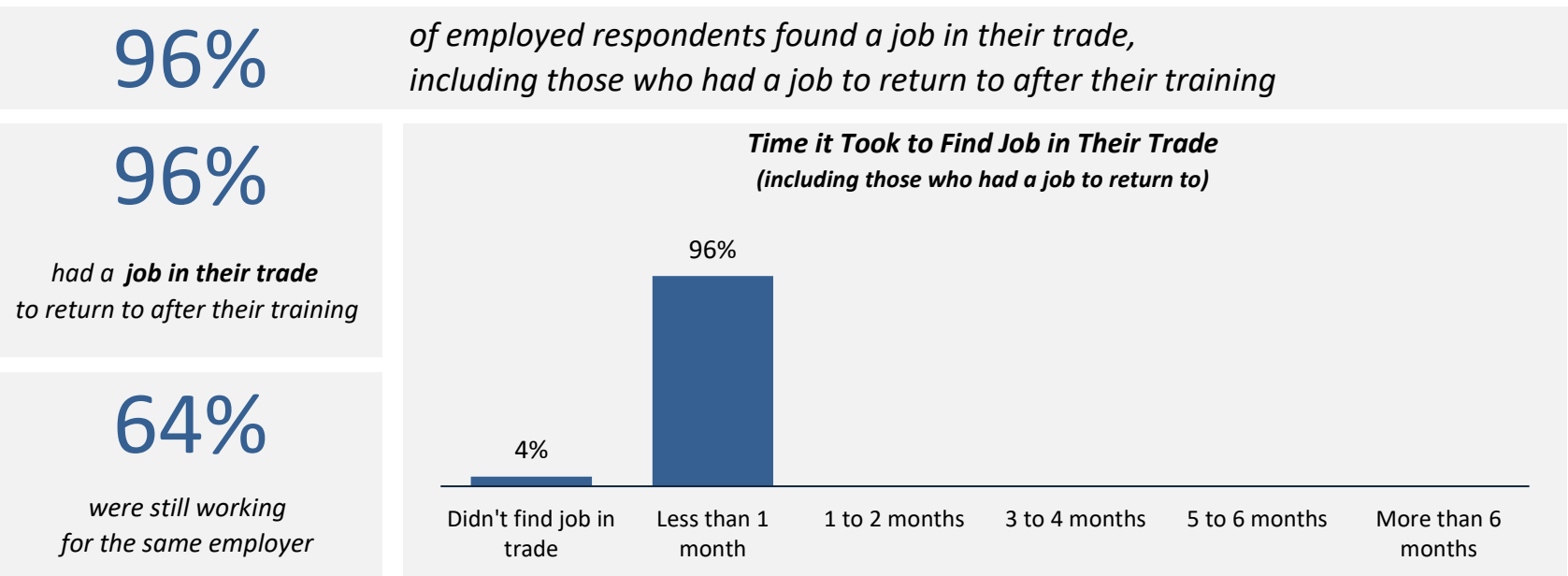
In-School Experiences



Workplace Experiences



Employment After Leaving School



Summary of Survey Results: 2021-2025

Trades Training Type:
Progressive apprenticeship, Traditional apprenticeship, Trades foundation, and Trades-related vocational programs

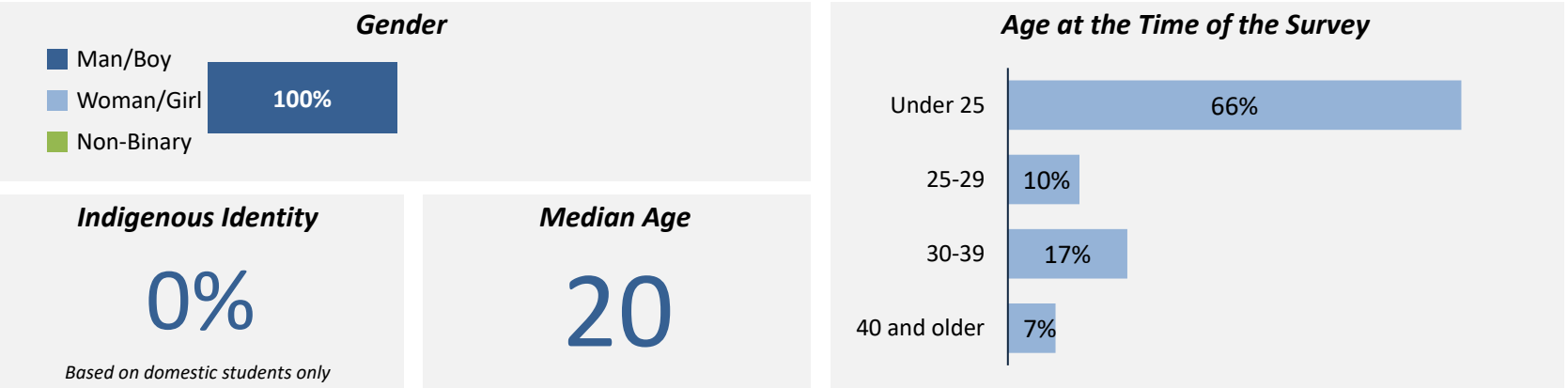
Applied filters:

CPC: VCC: Automotive Service Technician Apprenticeship Level 1;

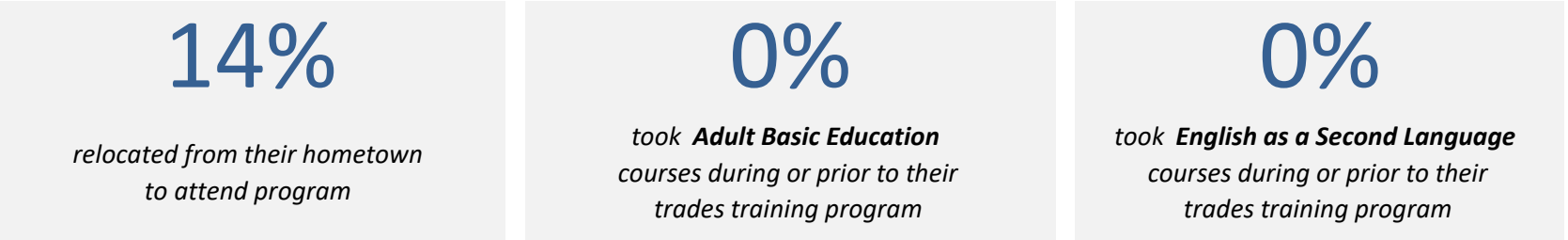
| | |
|---------------|-----|
| Cohort | 87 |
| Respondents | 29 |
| Response Rate | 33% |

Description of Survey Respondents


Demographics



About the Respondents



Region respondents were living in at the time of the survey



Summary of Survey Results: 2021-2025

Trades Training Type:
Progressive apprenticeship, Traditional apprenticeship, Trades foundation, and Trades-related vocational programs

Applied filters:
CPC: VCC: Automotive Service Technician Apprenticeship Level 1;

Cohort

87

Respondents

29

Response Rate

33%

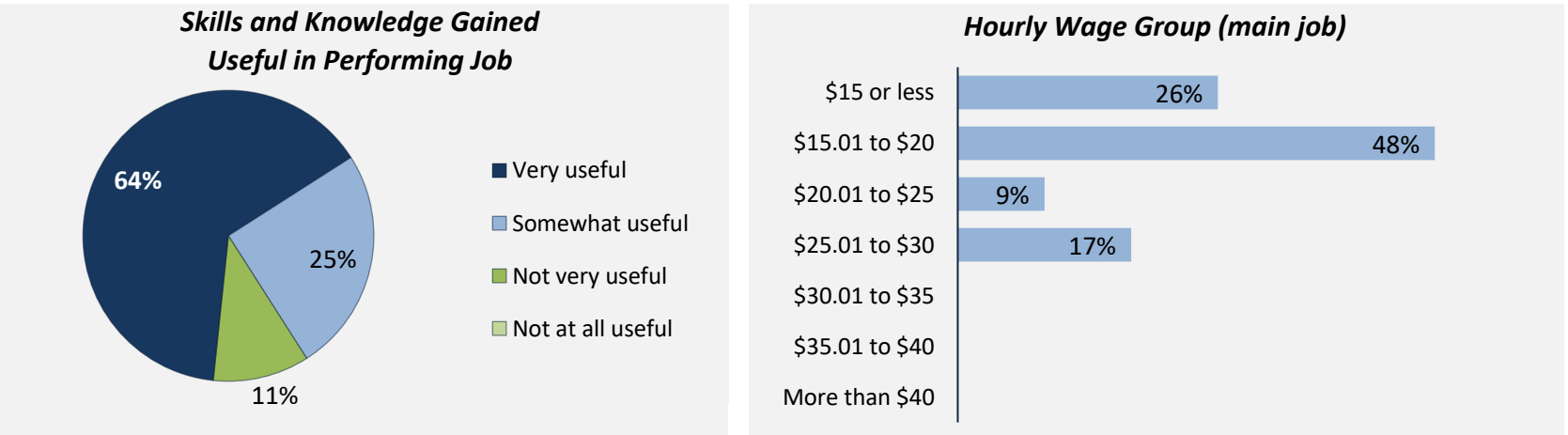
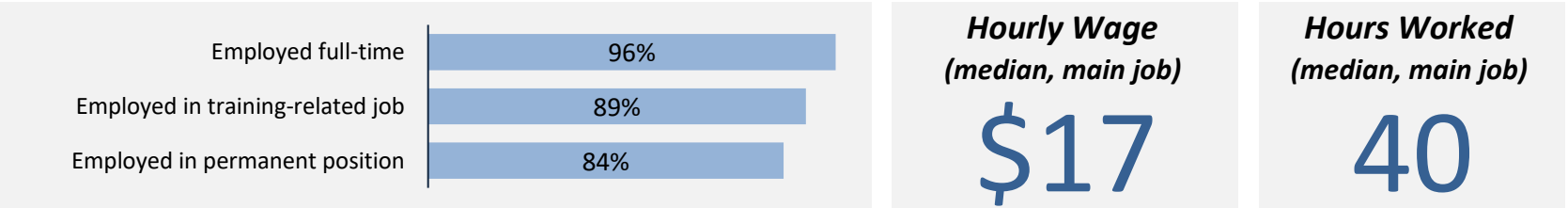
Employment Outcomes



The "Employment rate" is the number employed as a percentage of all respondents.
The "Unemployment rate" is the number of unemployed as a percentage of respondents in the labour force.

Of those employed:

n = 28



| Top Occupations (5-digit NOC) | % of those employed | |
|---|---------------------|---------------------|
| | # employed | % of those employed |
| 72410: Automotive service technicians, truck and bus mechanics and mechanical repairers | 16 | 57% |
| 74203: Automotive and heavy truck and equipment parts installers and servicers | 5 | 18% |
| 65102: Store shelf stockers, clerks and order fillers | 2 | 7% |
| 65329: Other service support occupations | 1 | 4% |
| XXXXX: Unclassified occupations | 1 | 4% |
| 65100: Cashiers | 1 | 4% |
| 72402: Heating, refrigeration and air conditioning mechanics | 1 | 4% |
| 75119: Other trades helpers and labourers | 1 | 4% |
| | | |
| Total of top occupations | | 28 |
| Total employed | | 28 |
| | | 100% |

Summary of Survey Results: 2021-2025

Trades Training Type:

*Progressive apprenticeship, Traditional apprenticeship,
Trades foundation, and Trades-related vocational programs*

Applied filters:

CPC: VCC: Automotive Service Technician Apprenticeship Level 1;

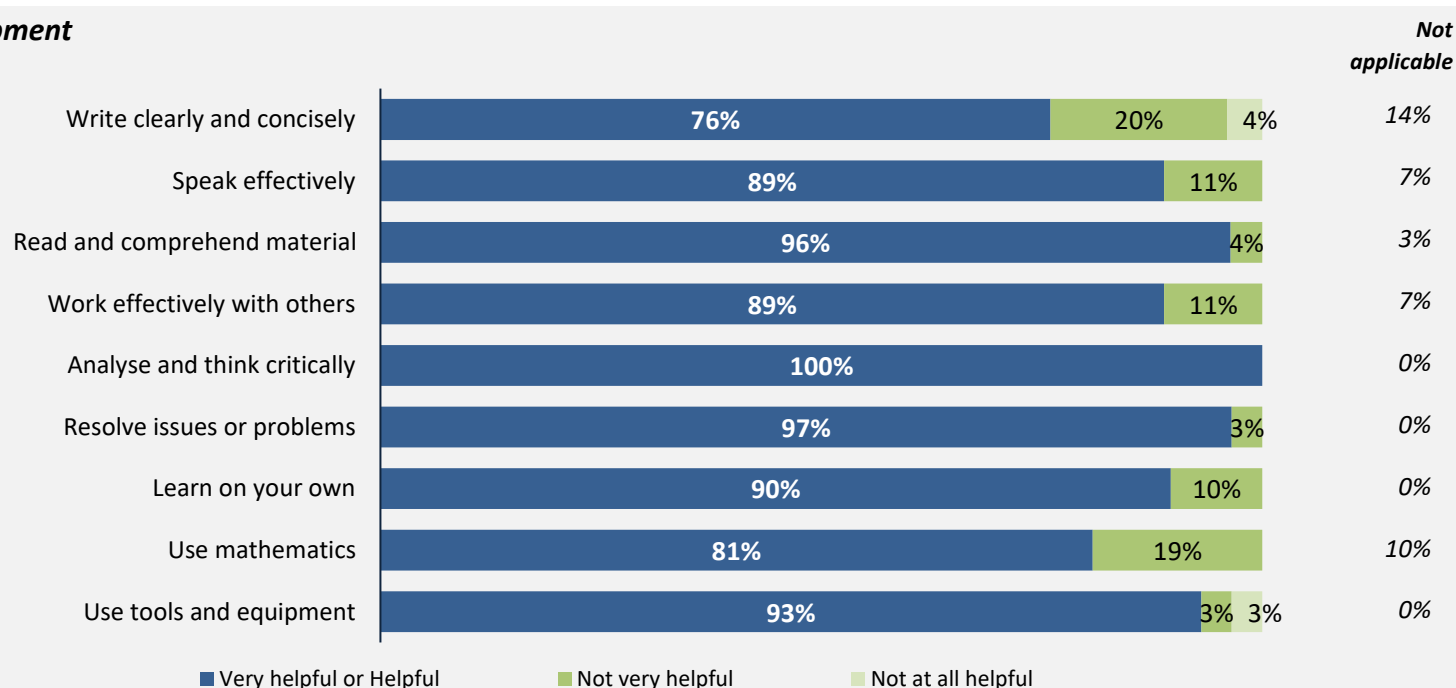
Cohort 87
Respondents 29
Response Rate 33%

Skill Development and Post-Secondary Experience

97%

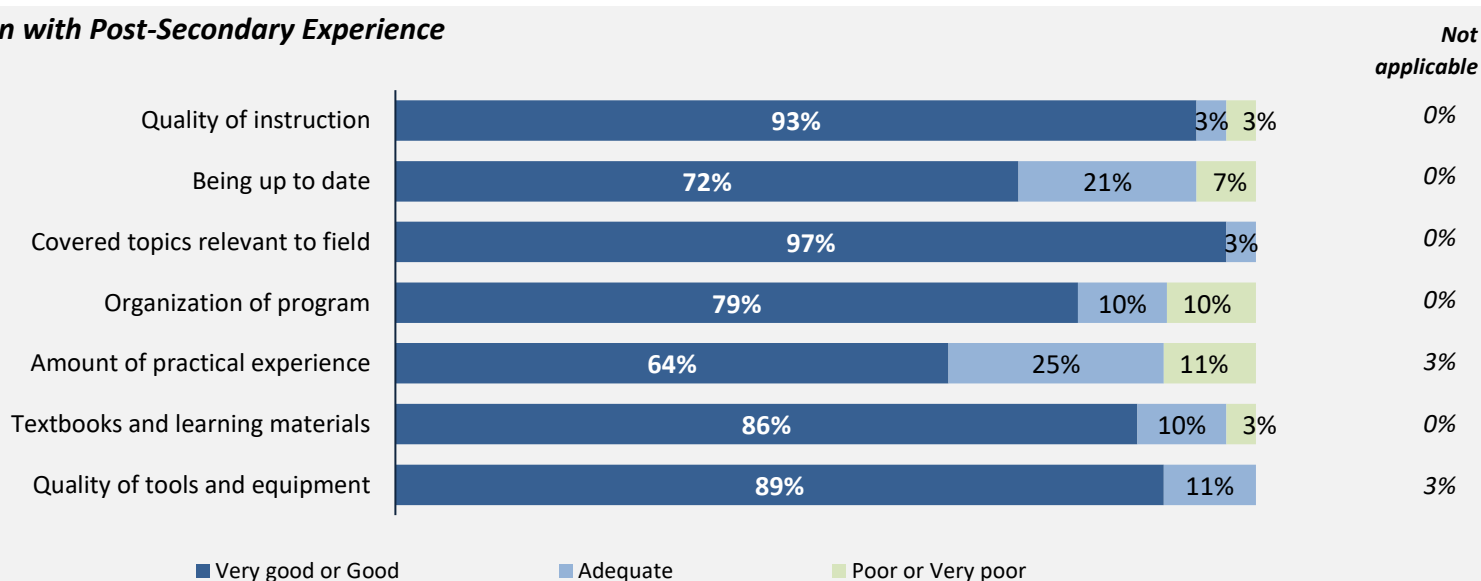
said they were very satisfied or satisfied with the education they received.

Skill Development



Percentages are based on those who gave a valid rating, excluding those who said not applicable.

Satisfaction with Post-Secondary Experience



Percentages are based on those who gave a valid rating, excluding those who said not applicable.

Summary of Survey Results: 2021-2025

Trades Training Type:

Progressive apprenticeship, Traditional apprenticeship

Applied filters:

CPC: VCC: Automotive Service Technician Apprenticeship Level 1;

| | |
|---------------|-----|
| Cohort | 87 |
| Respondents | 29 |
| Response Rate | 33% |

Apprenticeship programs

In-School Experiences

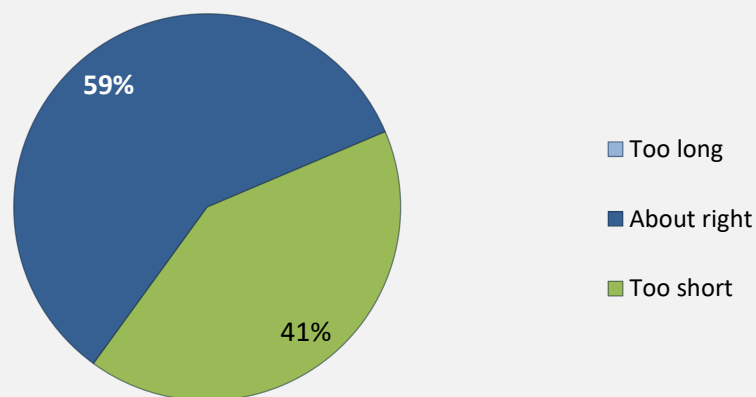
67%

obtained their
Certificate of Qualification

96%

said the knowledge and skills gained
in their program were useful in
preparing to write the Certificate of
Qualification or Red Seal certification
exams

Was the length of in-school training adequate to cover the material?



Workplace Experiences

100%

said they were very satisfied or satisfied with
their **workplace training**

86%

said their workplace training was
related to their in-school training

81%

were **employed as an apprentice**
during their program

Employment After Leaving School

83%

of employed respondents found a job in their trade,
including those who had a job to return to after their training

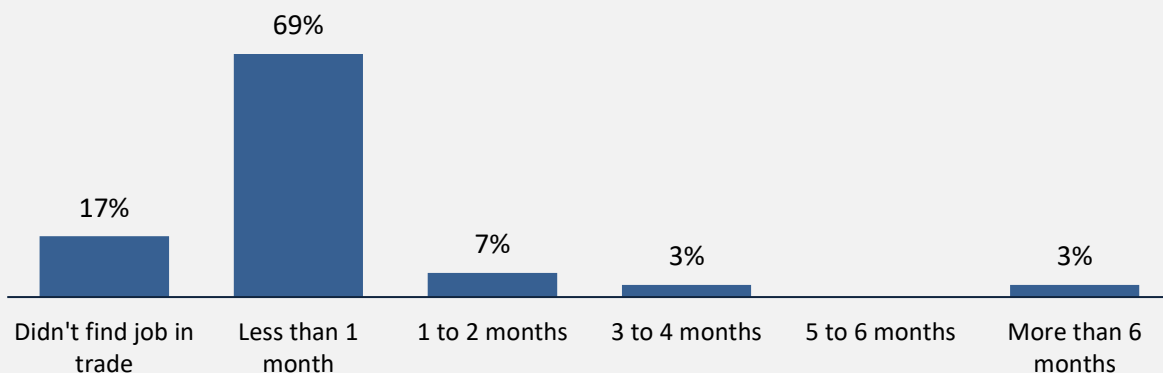
66%

had a **job in their trade**
to return to after their training

67%

were still working
for the same employer

Time it Took to Find Job in Their Trade
(including those who had a job to return to)



Summary of Survey Results: 2021-2025

Trades Training Type:
Progressive apprenticeship, Traditional apprenticeship, Trades foundation, and Trades-related vocational programs

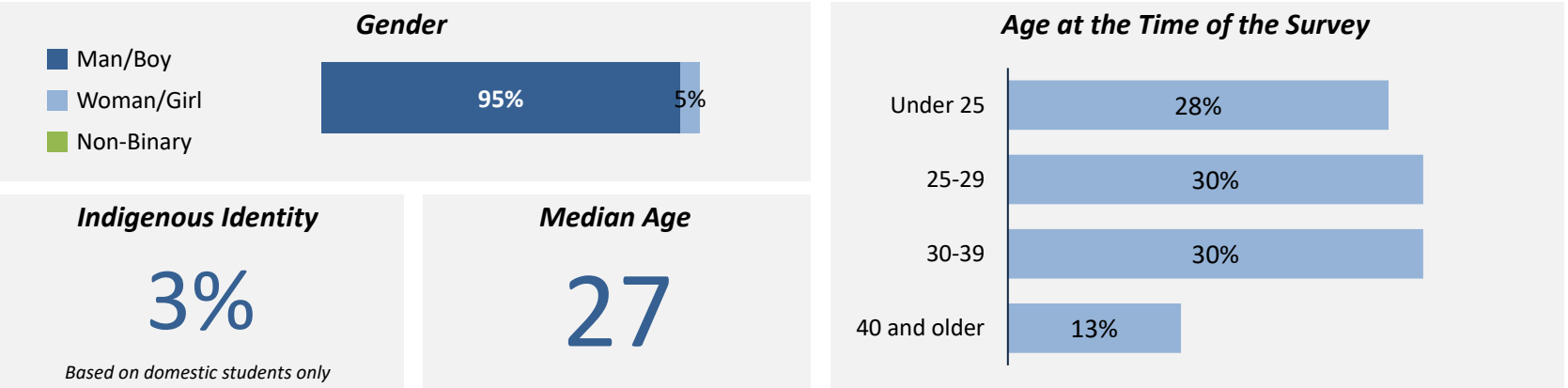
Applied filters:

CPC: VCC: Automotive Service Technician Apprenticeship Level 2;

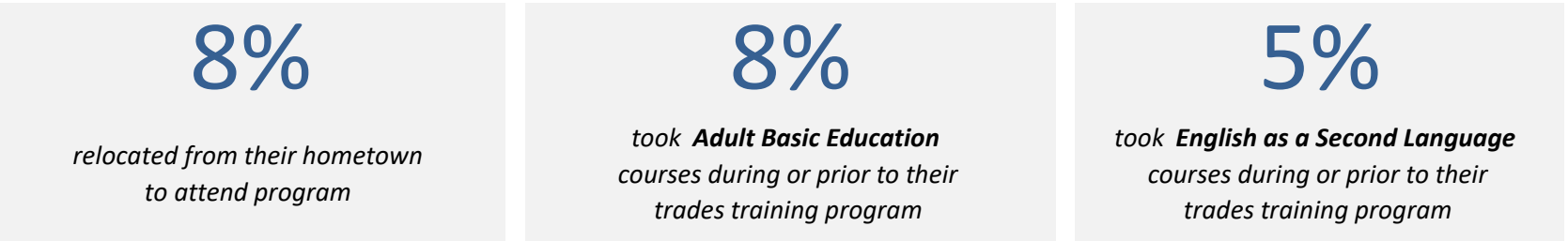
| | |
|---------------|-----|
| Cohort | 86 |
| Respondents | 40 |
| Response Rate | 47% |

Description of Survey Respondents


Demographics



About the Respondents



Region respondents were living in at the time of the survey



Summary of Survey Results: 2021-2025

Trades Training Type:
Progressive apprenticeship, Traditional apprenticeship, Trades foundation, and Trades-related vocational programs

Applied filters:
CPC: VCC: Automotive Service Technician Apprenticeship Level 2;

| | |
|---------------|-----|
| Cohort | 86 |
| Respondents | 40 |
| Response Rate | 47% |

Employment Outcomes

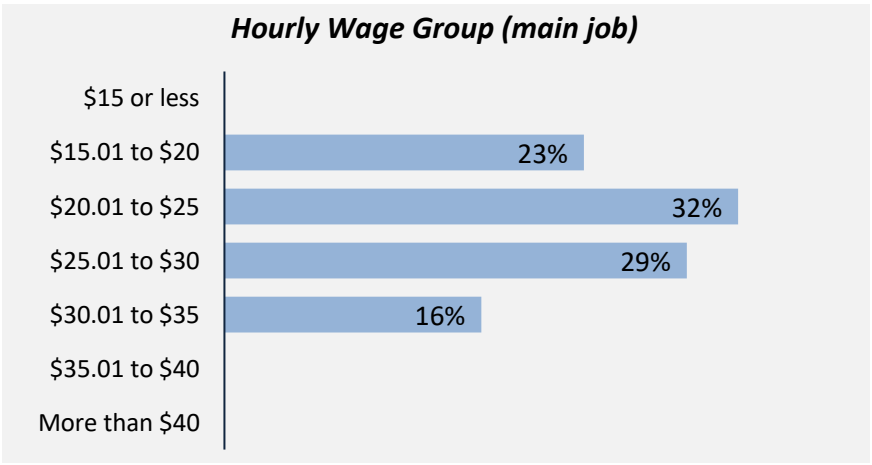
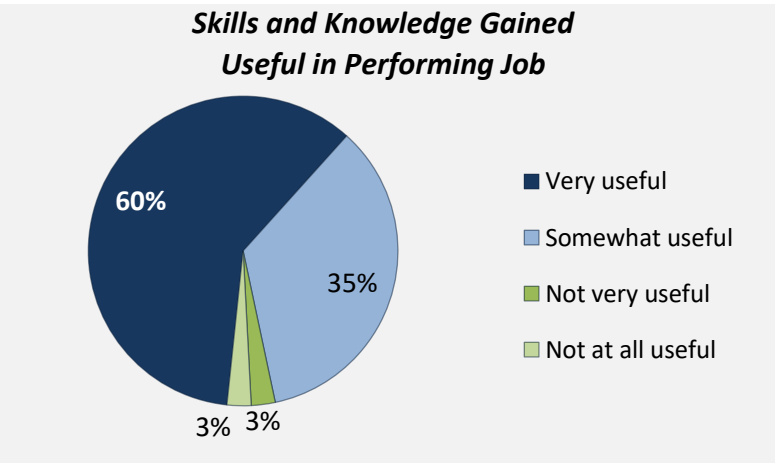
| | | |
|---|---------------------------------------|---|
| In the labour force 100% | Employment rate 100% | Unemployment rate 0.0% |
|---|---------------------------------------|---|

The "Employment rate" is the number employed as a percentage of all respondents.
The "Unemployment rate" is the number of unemployed as a percentage of respondents in the labour force.

Of those employed:

n = 40

| | | |
|--|---|--|
| <div>Employed full-time100%</div> <div>Employed in training-related job95%</div> <div>Employed in permanent position100%</div> | <div>Hourly Wage (median, main job)</div> <div>\$25</div> | <div>Hours Worked (median, main job)</div> <div>40</div> |
|--|---|--|



| Top Occupations (5-digit NOC) | # employed | % of those employed |
|---|------------|---------------------|
| 72410: Automotive service technicians, truck and bus mechanics and mechanical repairers | 38 | 95% |
| 72102: Sheet metal workers | 1 | 3% |
| XXXXX: Unclassified occupations | 1 | 3% |
| Total of top occupations | 40 | 100% |
| Total employed | 40 | |

Summary of Survey Results: 2021-2025

Trades Training Type:

*Progressive apprenticeship, Traditional apprenticeship,
Trades foundation, and Trades-related vocational programs*

Applied filters:

CPC: VCC: Automotive Service Technician Apprenticeship Level 2;

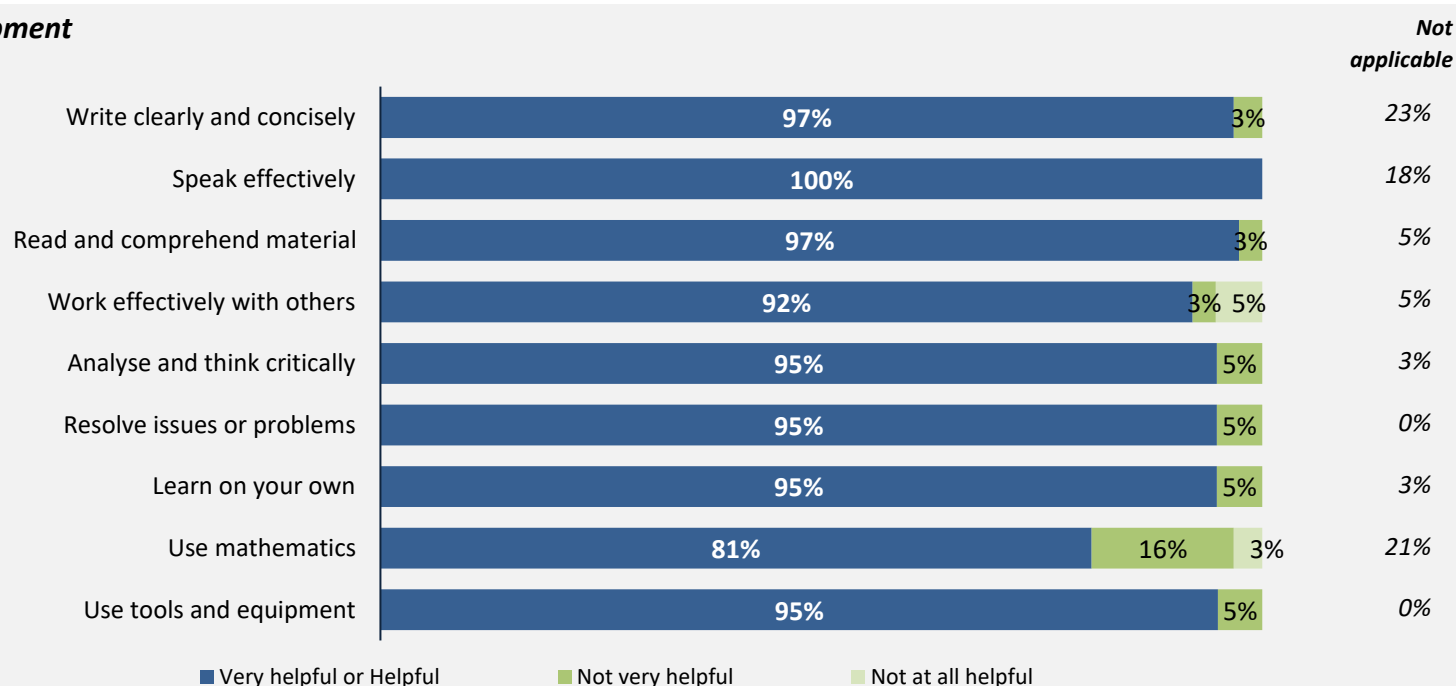
Cohort 86
Respondents 40
Response Rate 47%

Skill Development and Post-Secondary Experience

97%

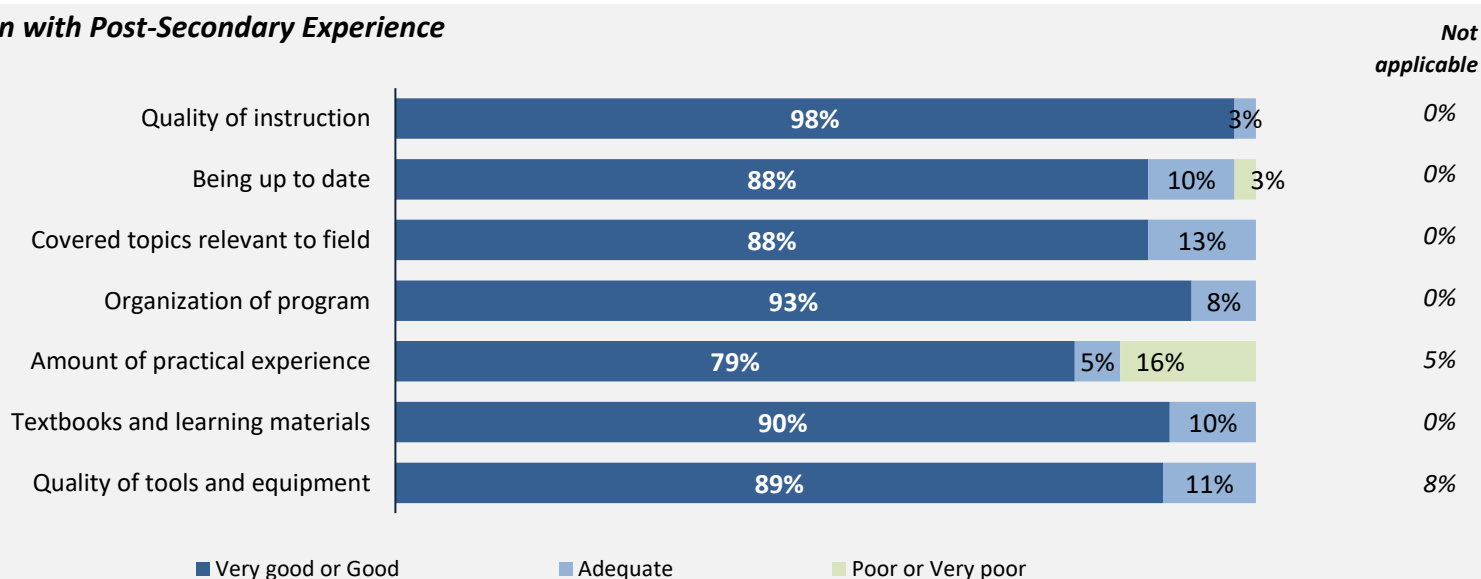
said they were very satisfied or satisfied with the education they received.

Skill Development



Percentages are based on those who gave a valid rating, excluding those who said not applicable.

Satisfaction with Post-Secondary Experience



Percentages are based on those who gave a valid rating, excluding those who said not applicable.

Summary of Survey Results: 2021-2025

Trades Training Type:
Progressive apprenticeship, Traditional apprenticeship

Applied filters:

CPC: VCC: Automotive Service Technician Apprenticeship Level 2;

| | |
|---------------|-----|
| Cohort | 86 |
| Respondents | 40 |
| Response Rate | 47% |

Apprenticeship programs

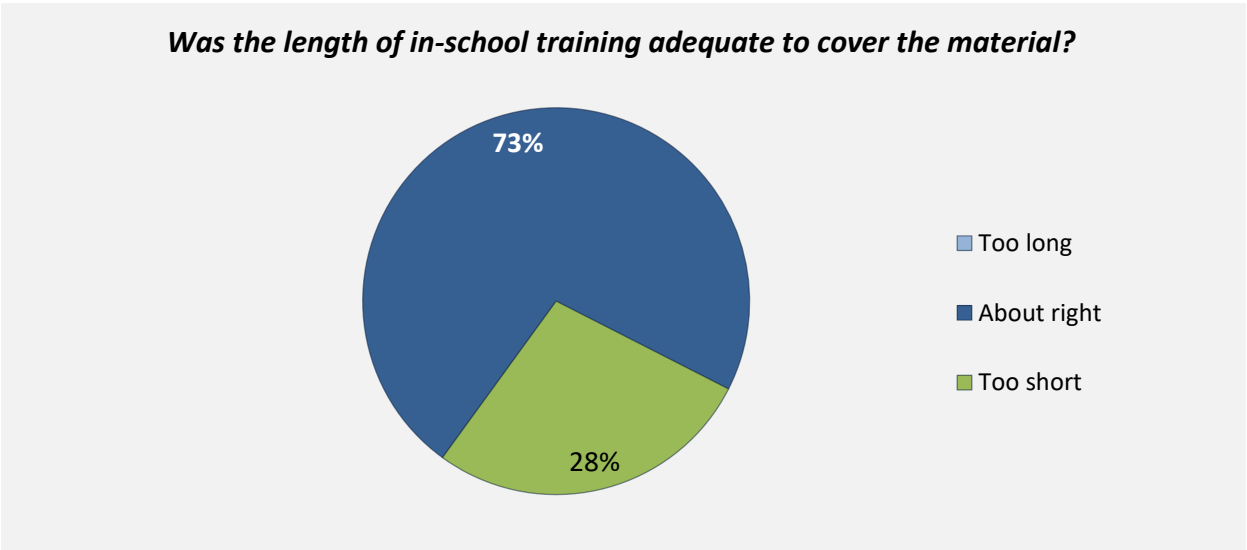
In-School Experiences

84%

obtained their
Certificate of Qualification

100%

said the knowledge and skills gained
in their program were useful in
preparing to write the Certificate of
Qualification or Red Seal certification
exams



Workplace Experiences

88%

said they were very satisfied or satisfied with
their workplace training

95%

said their workplace training was
related to their in-school training

100%

were employed as an apprentice
during their program

Employment After Leaving School

100%

of employed respondents found a job in their trade,
including those who had a job to return to after their training

98%

had a job in their trade
to return to after their training

80%

were still working
for the same employer



Summary of Survey Results: 2021-2025

Trades Training Type:
Progressive apprenticeship, Traditional apprenticeship, Trades foundation, and Trades-related vocational programs

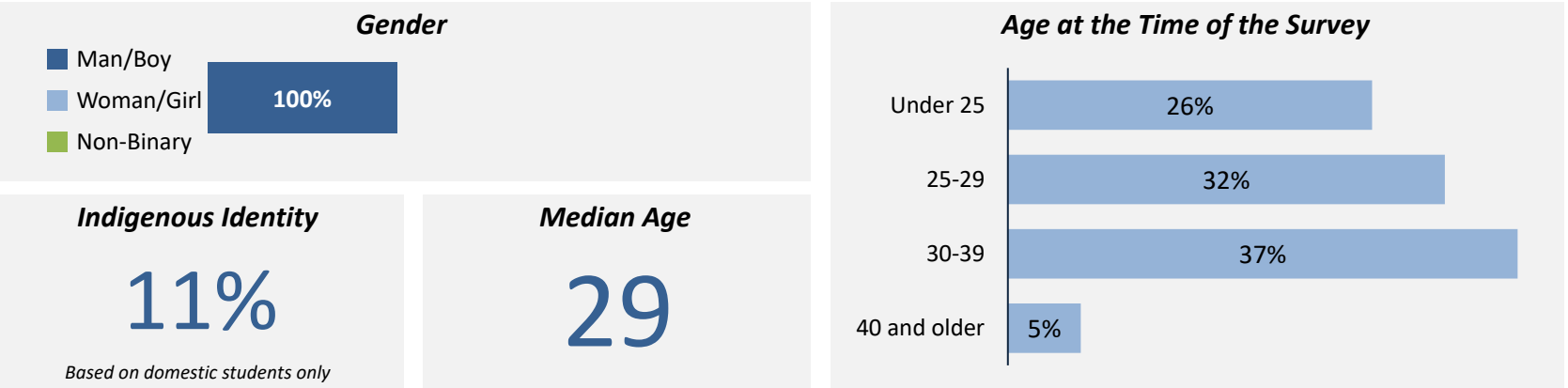
Applied filters:

CPC: VCC: Automotive Service Technician Apprenticeship Level 3;

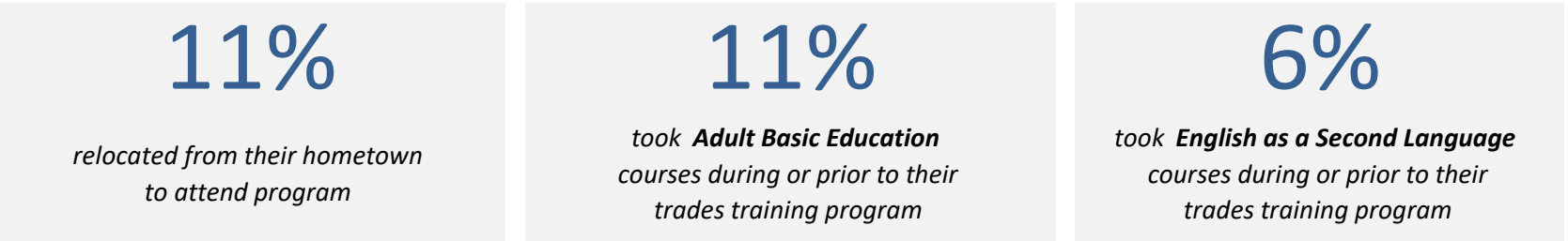
| | |
|---------------|-----|
| Cohort | 42 |
| Respondents | 19 |
| Response Rate | 45% |

Description of Survey Respondents

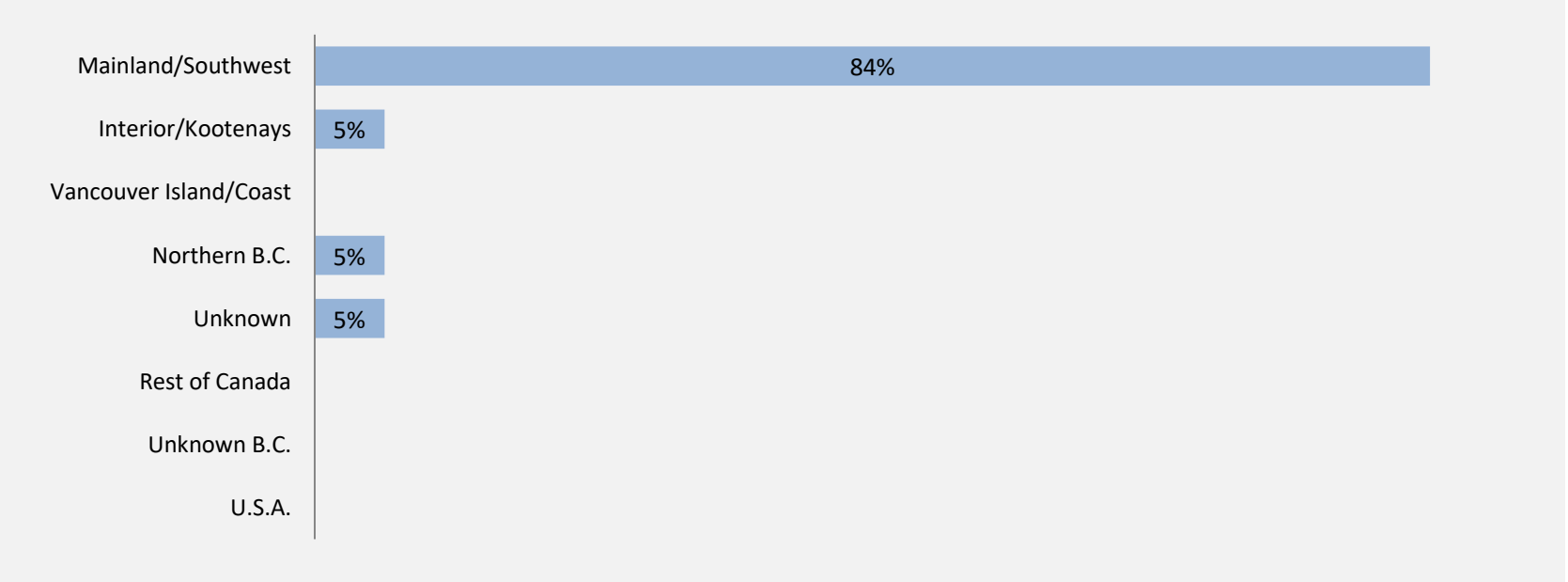
Demographics



About the Respondents



Region respondents were living in at the time of the survey



☒ BC Student
☐ Outcomes

Progressive apprenticeship, Traditional apprenticeship, Trades foundation, and Trades-related vocational programs

CPC: VCC: Automotive Service Technician Apprenticeship Level 3;

| | |
|----------------------|------------|
| Cohort | 42 |
| Respondents | 19 |
| Response Rate | 45% |

In the labour force

100%

Employment rate

100%

Unemployment rate

0.0%

The "Unemployment rate" is the number of unemployed as a percentage of respondents in the labour force.

n = 18

Employed full-time

100%

Employed in training-related job

100%

Employed in permanent position

100%

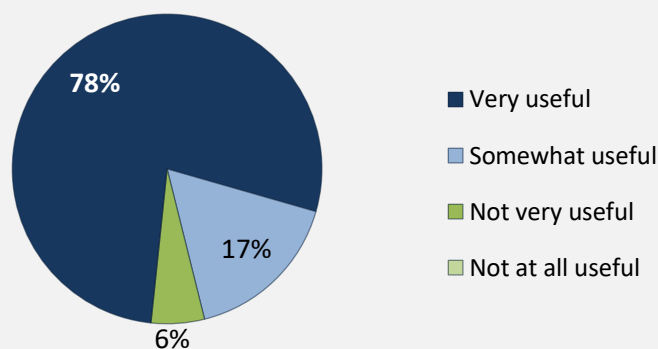
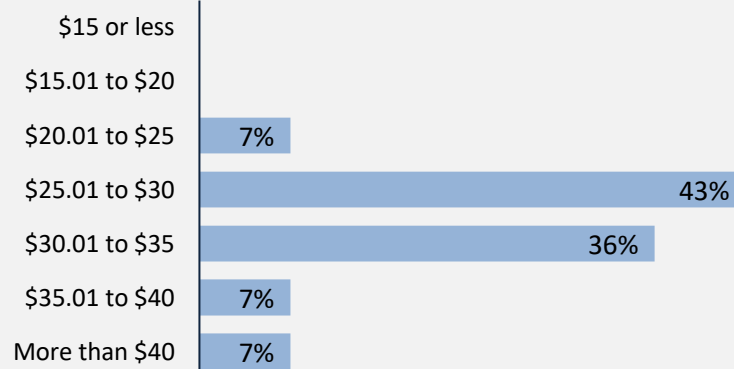
Hourly Wage
(median, main job)

\$31

Hours Worked
(median, main job)

40

Skills and Knowledge Gained Useful in Performing Job

**Hourly Wage Group (main job)**

Top Occupations (5-digit NOC)

| | | |
|---|----|-----|
| 72410: Automotive service technicians, truck and bus mechanics and mechanical repairers | 17 | 94% |
| 72401: Heavy-duty equipment mechanics | 1 | 6% |

| | | |
|--------------------------|----|------|
| Total of top occupations | 18 | 100% |
| Total employed | 18 | |

Summary of Survey Results: 2021-2025

Trades Training Type:

Progressive apprenticeship, Traditional apprenticeship, Trades foundation, and Trades-related vocational programs

Applied filters:

CPC: VCC: Automotive Service Technician Apprenticeship Level 3;

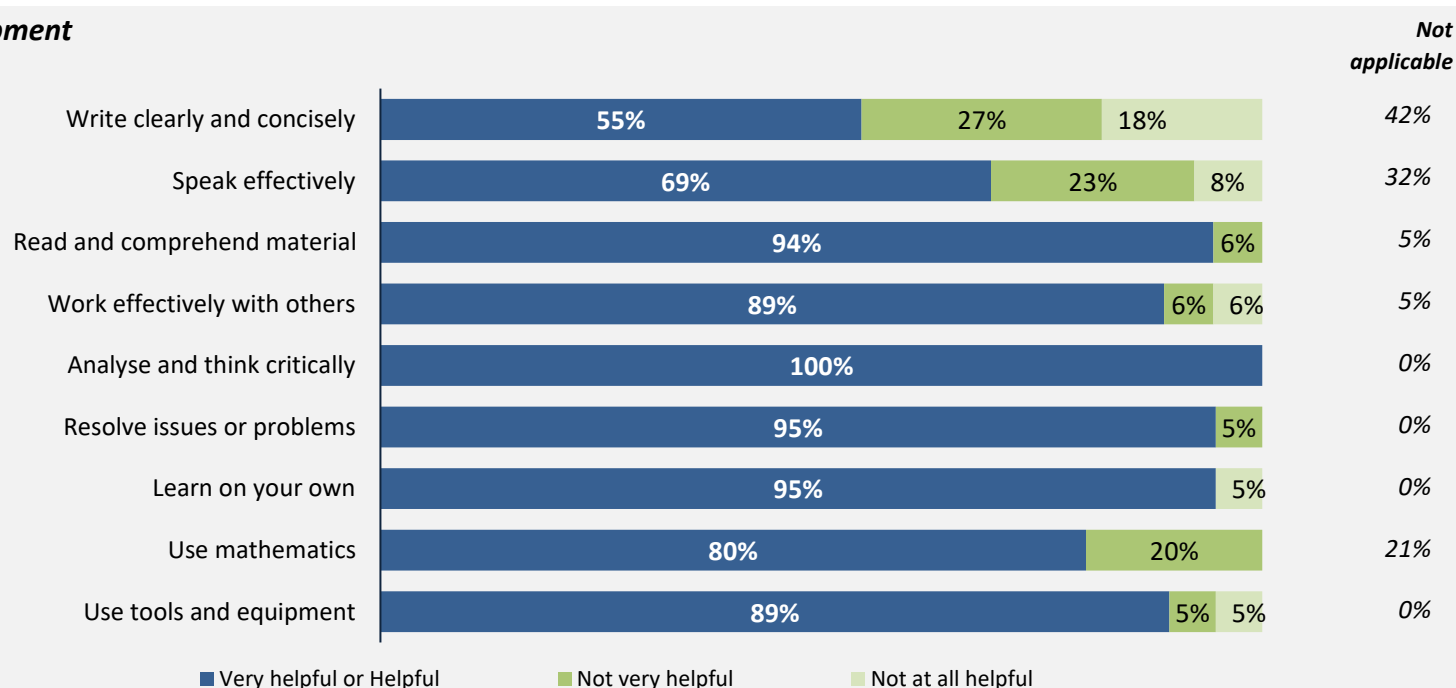
Cohort 42
Respondents 19
Response Rate 45%

Skill Development and Post-Secondary Experience

94%

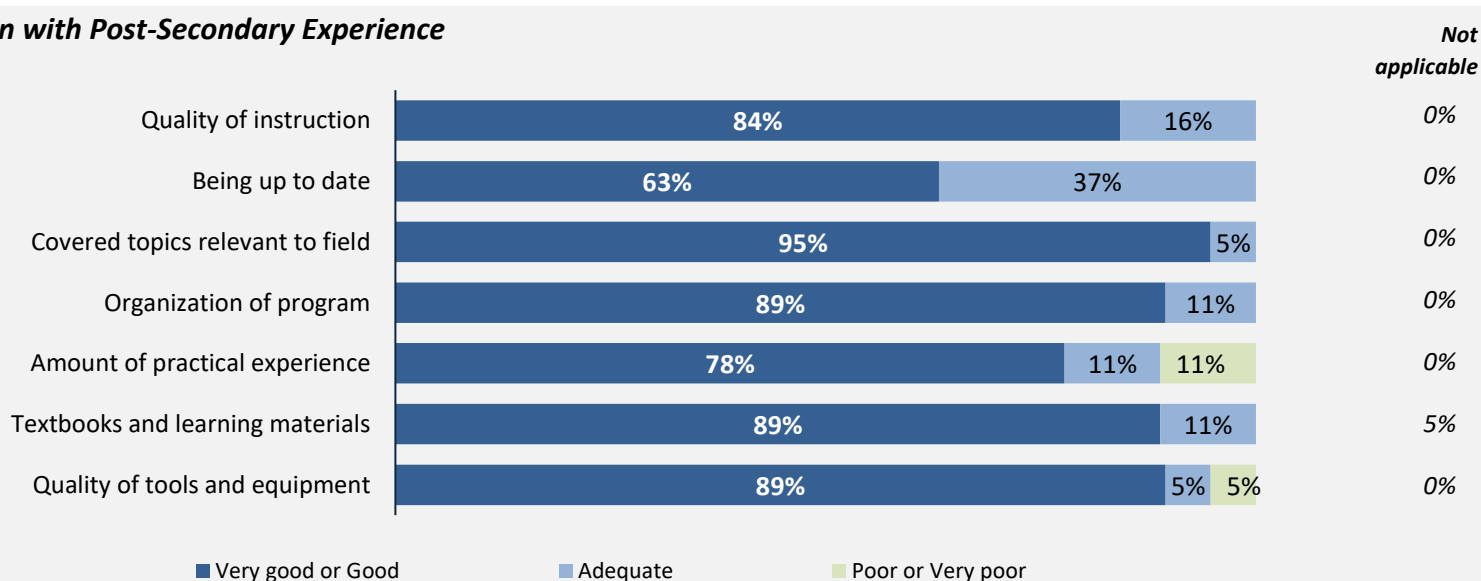
said they were very satisfied or satisfied with the education they received.

Skill Development



Percentages are based on those who gave a valid rating, excluding those who said not applicable.

Satisfaction with Post-Secondary Experience



Percentages are based on those who gave a valid rating, excluding those who said not applicable.

Summary of Survey Results: 2021-2025

Trades Training Type:
Progressive apprenticeship, Traditional apprenticeship

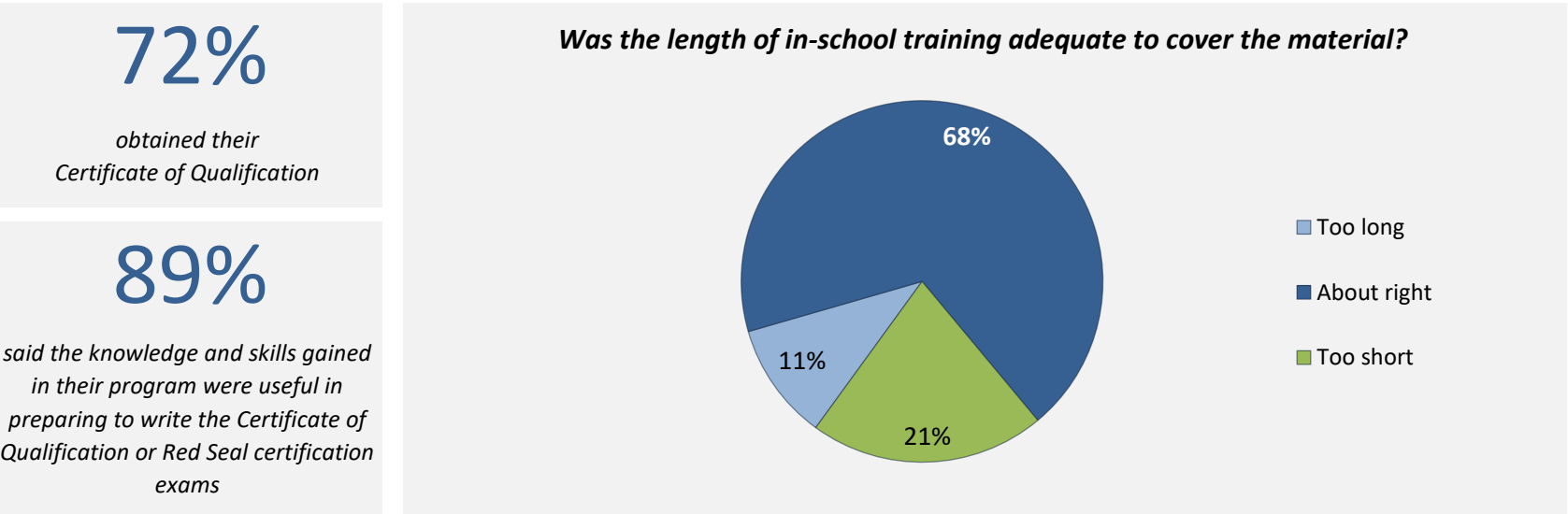
Applied filters:

CPC: VCC: Automotive Service Technician Apprenticeship Level 3;

| | |
|---------------|-----|
| Cohort | 42 |
| Respondents | 19 |
| Response Rate | 45% |

Apprenticeship programs

In-School Experiences



Workplace Experiences



Employment After Leaving School

