

# Summary of Survey Results: 2021-2025

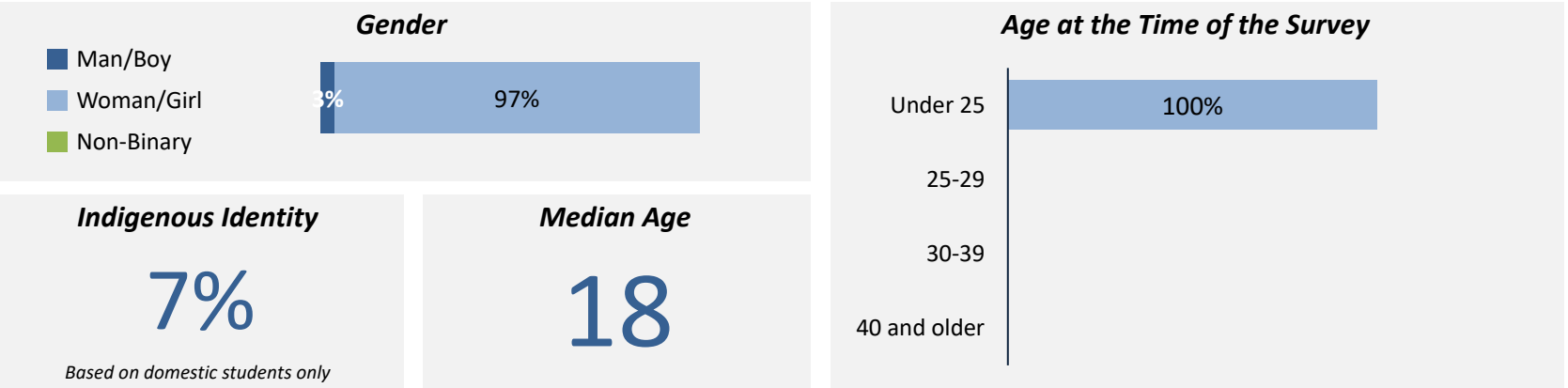
Trades Training Type:  
*Progressive apprenticeship, Traditional apprenticeship, Trades foundation, and Trades-related vocational programs*

Applied filters:  
CPC: VCC: Baking Foundation;

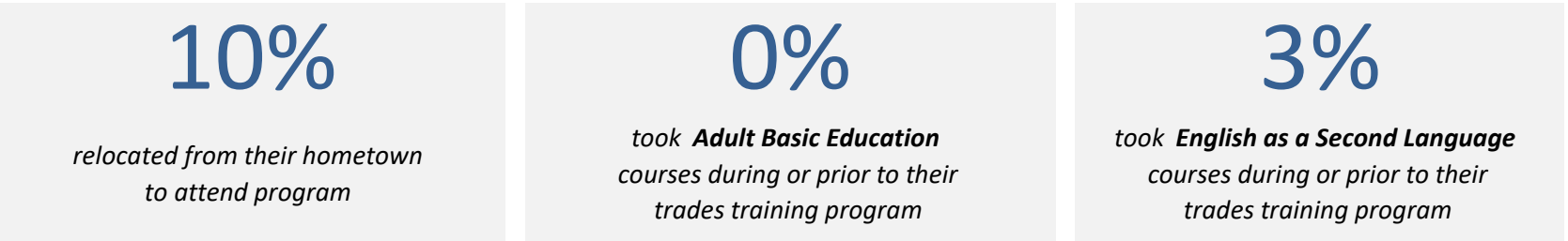
Cohort	70
Respondents	32
Response Rate	46%

## Description of Survey Respondents

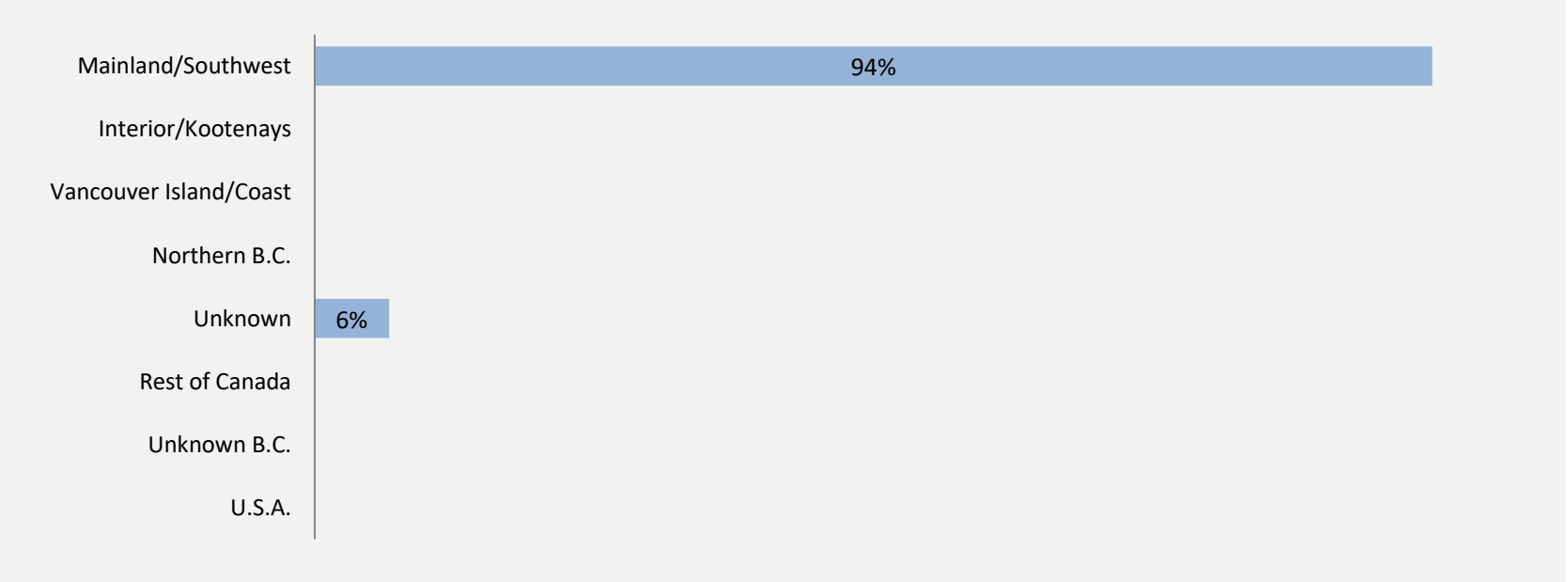
### Demographics



### About the Respondents



### Region respondents were living in at the time of the survey



# Summary of Survey Results: 2021-2025

Trades Training Type:  
*Progressive apprenticeship, Traditional apprenticeship, Trades foundation, and Trades-related vocational programs*

Applied filters:  
CPC: VCC: Baking Foundation;

Cohort	70
Respondents	32
Response Rate	46%

## Employment Outcomes

In the labour force

83%

Employment rate

69%

Unemployment rate

8.3%

The "Employment rate" is the number employed as a percentage of all respondents.  
The "Unemployment rate" is the number of unemployed as a percentage of respondents in the labour force.

Of those employed:

n = 22

Employed full-time

36%

Employed in training-related job

77%

Employed in permanent position

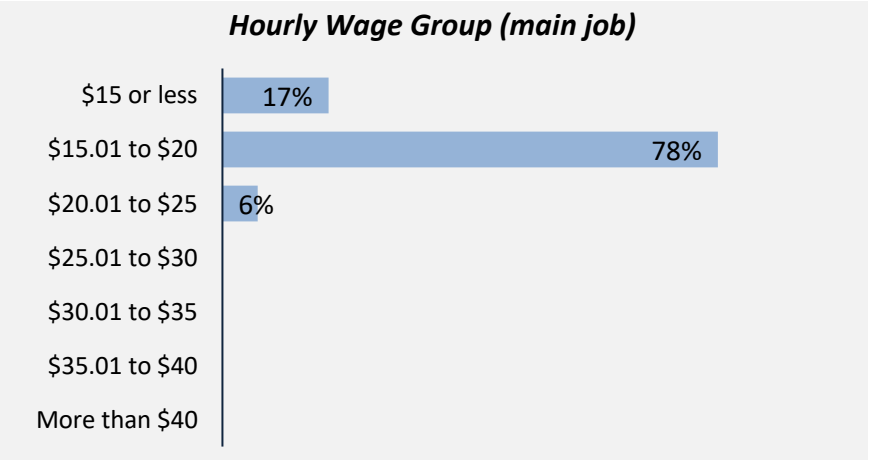
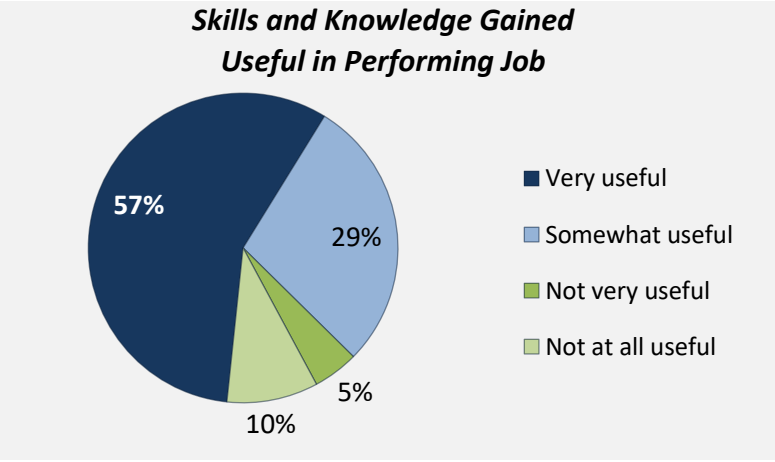
74%

Hourly Wage  
(median, main job)

\$17

Hours Worked  
(median, main job)

23



Top Occupations (5-digit NOC)	% of those employed	
	# employed	% of those employed
63202: Bakers	11	50%
65201: Food counter attendants, kitchen helpers and related support occupations	4	18%
63200: Cooks	2	9%
22232: Occupational health and safety specialists	1	5%
62020: Food service supervisors	1	5%
65220: Pet groomers and animal care workers	1	5%
64100: Retail salespersons and visual merchandisers	1	5%
65102: Store shelf stockers, clerks and order fillers	1	5%
Total of top occupations		
		22
Total employed		
		22
		100%

# Summary of Survey Results: 2021-2025

## Trades Training Type:

*Progressive apprenticeship, Traditional apprenticeship,  
Trades foundation, and Trades-related vocational programs*

### Applied filters:

CPC: VCC: Baking Foundation;

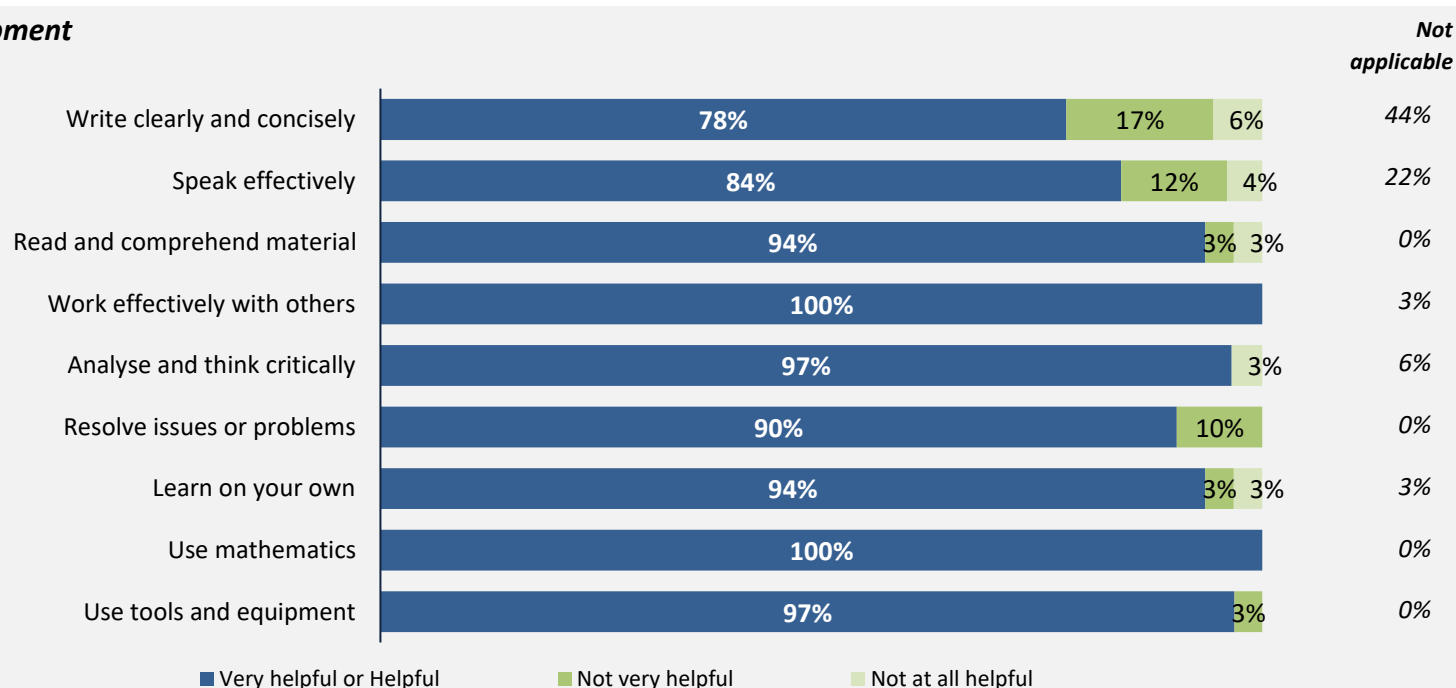
**Cohort** 70  
**Respondents** 32  
**Response Rate** 46%

## Skill Development and Post-Secondary Experience

# 100%

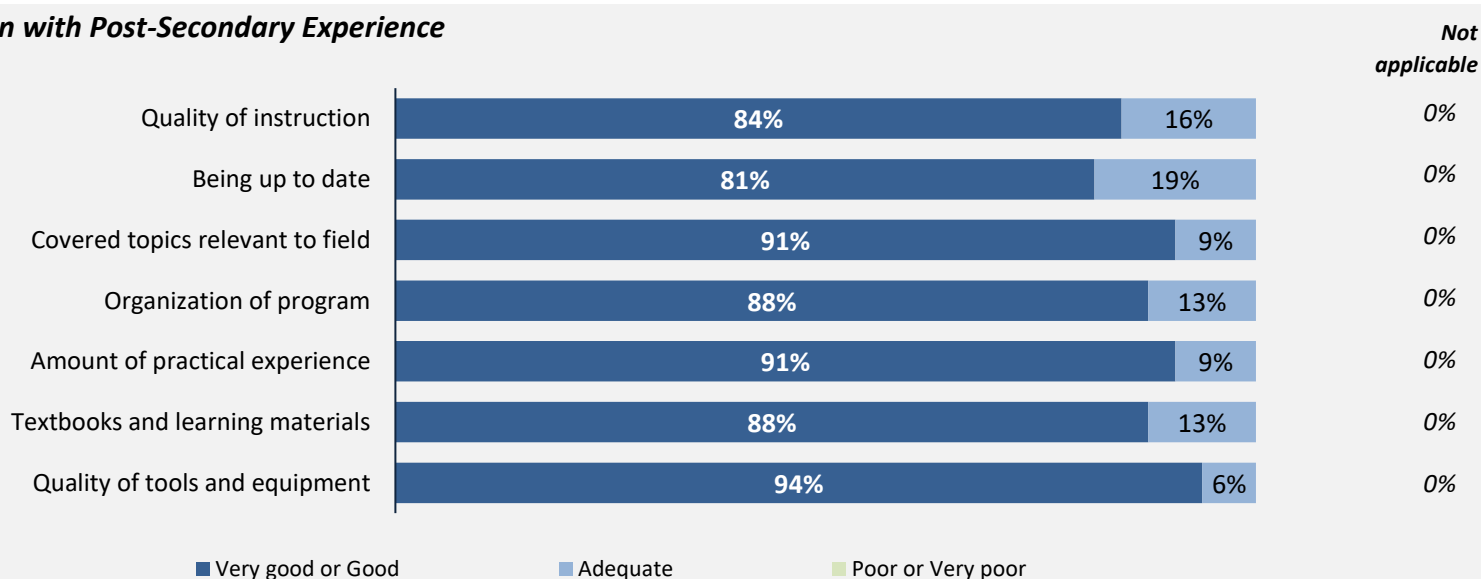
said they were very satisfied or satisfied with the education they received.

### Skill Development



Percentages are based on those who gave a valid rating, excluding those who said not applicable.

### Satisfaction with Post-Secondary Experience



Percentages are based on those who gave a valid rating, excluding those who said not applicable.

Summary of Survey Results: 2021-2025

Trades Training Type:  
Trades foundation, Trades-related vocational programs

Applied filters:	
CPC: VCC: Baking Foundation;	
Cohort	70
Respondents	32
Response Rate	46%

Trades foundation & Trades-related vocational programs

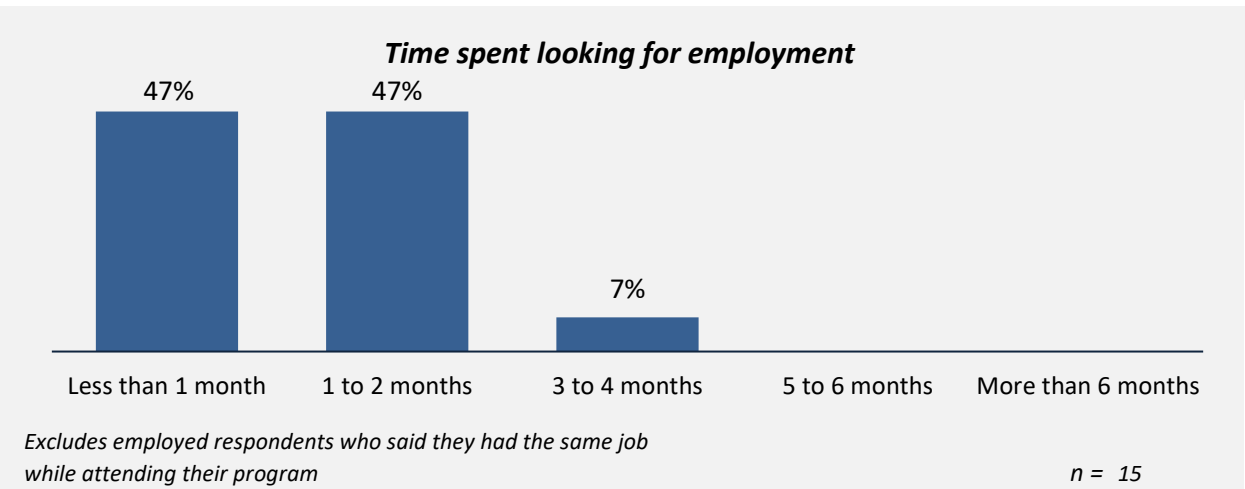
Employment After Leaving School

27%

had the same job  
before or while they were  
attending school

75%

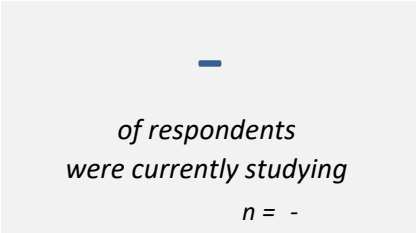
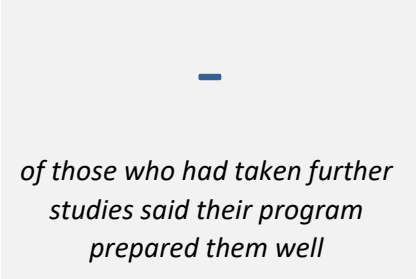
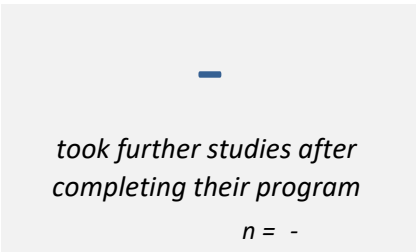
said their education was  
useful in getting their job



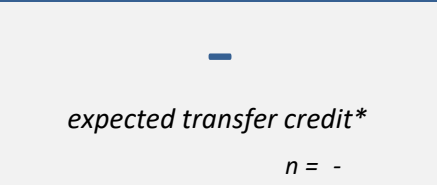
Other Education

Trades-related vocational respondents only, results are shown for the education they took before and after their program.

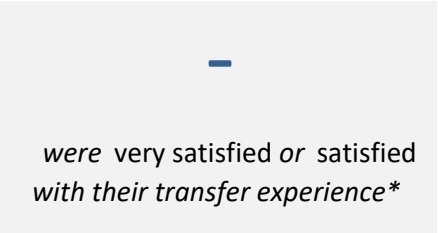
\*Not asked since 2023



Of those who took further studies  
at a different institution:



Of those who expected  
transfer credit:

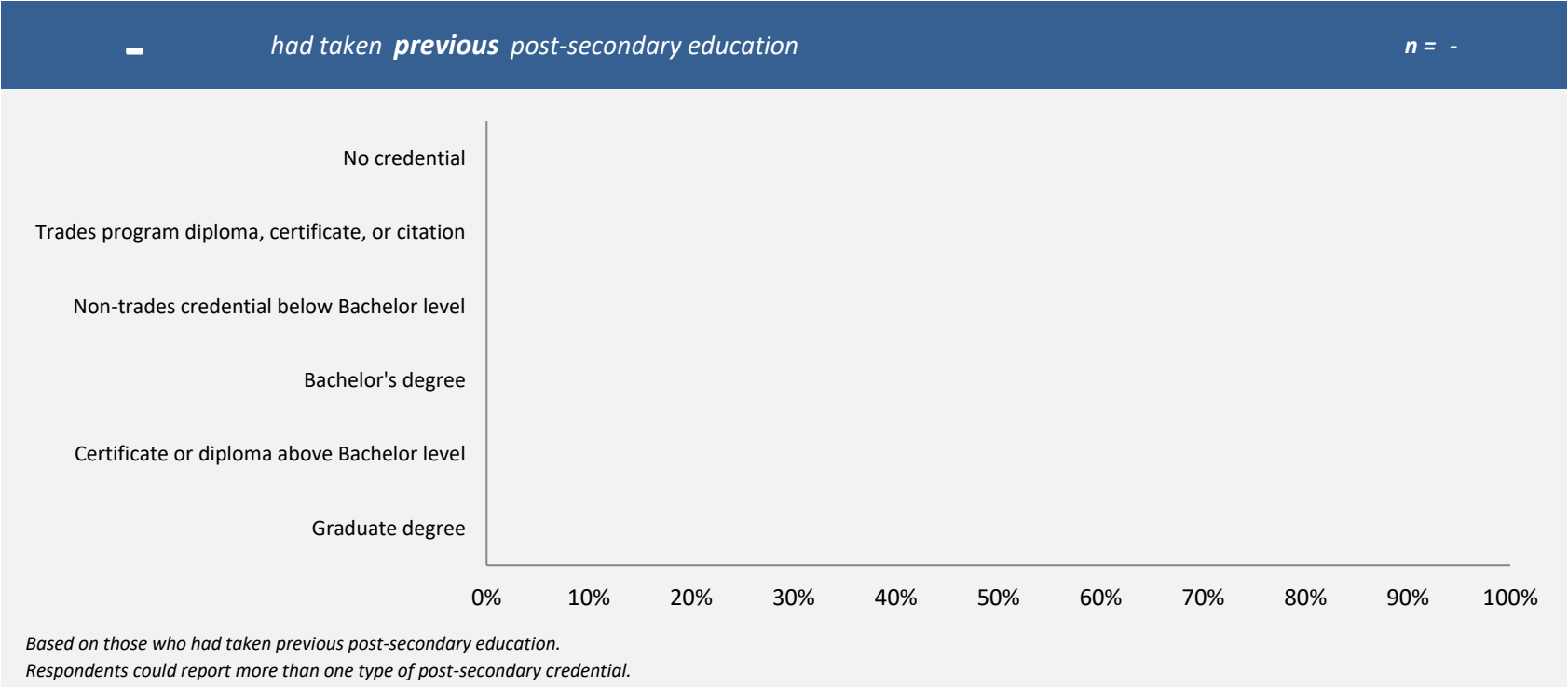


Summary of Survey Results: 2021-2025

Trades Training Type:  
Trades foundation, Trades-related vocational programs

Applied filters:  
CPC: VCC: Baking Foundation;

Cohort	70
Respondents	32
Response Rate	46%



Transition to Apprenticeship

The following results are for Trades foundation respondents only.

n = 31

58%

of Trades foundation respondents tried to get employment as an apprentice after they left their program

69%

of those who tried to get employment as an apprentice were successful

