

Summary of Survey Results: 2020-2024

Trades Training Type:

Progressive apprenticeship, Traditional apprenticeship, Trades foundation, and Trades-related vocational programs

Applied filters:

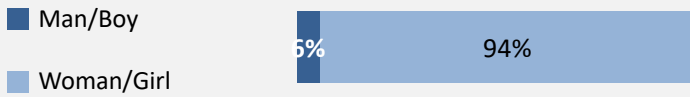
CPC: VCC: Baking Foundation;

Cohort	75
Respondents	37
Response Rate	49%


Description of Survey Respondents

Demographics

Gender



Age at the Time of the Survey



Aboriginal Identity

8%

Based on domestic students only

Median Age

18

About the Respondents

6%

relocated from their hometown to attend program


0%

*took **Adult Basic Education** courses during or prior to their trades training program*

3%

*took **English as a Second Language** courses during or prior to their trades training program*

Region respondents were living in at the time of the survey



Summary of Survey Results: 2020-2024

Trades Training Type:

Progressive apprenticeship, Traditional apprenticeship, Trades foundation, and Trades-related vocational programs

Applied filters:

CPC: VCC: Baking Foundation;

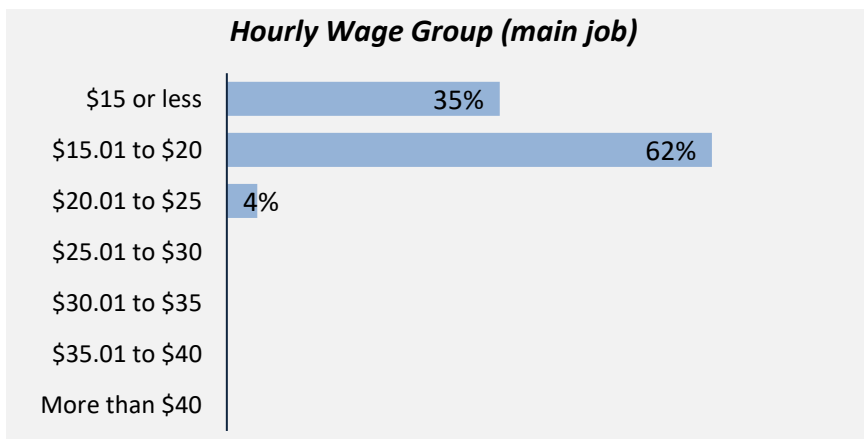
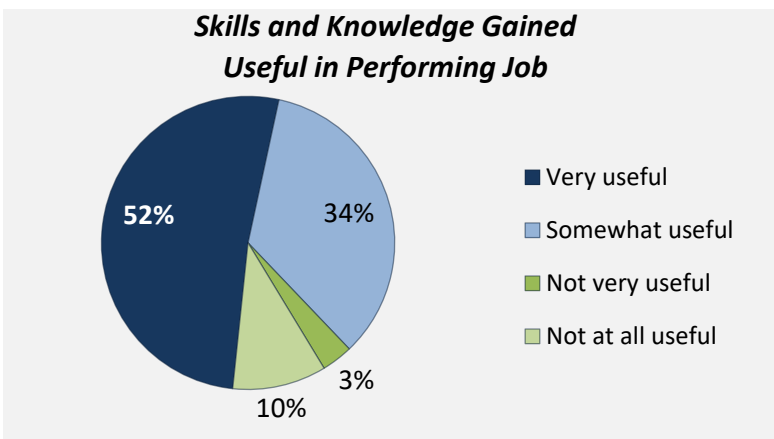
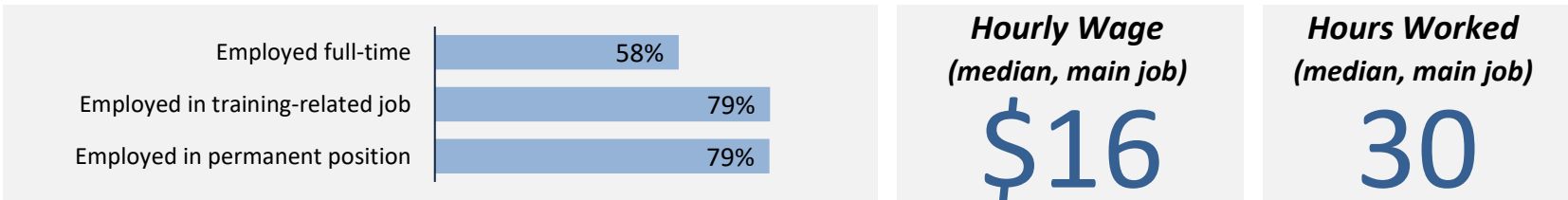
Cohort	75
Respondents	37
Response Rate	49%

Employment Outcomes



The "Employment rate" is the number employed as a percentage of all respondents.
 The "Unemployment rate" is the number of unemployed as a percentage of respondents in the labour force.

Of those employed: n = 29



Top Occupations (5-digit NOC)	# employed	% of those employed
63202: Bakers	15	52%
63200: Cooks	4	14%
65201: Food counter attendants, kitchen helpers and related support occupations	3	10%
65200: Food and beverage servers	1	3%
65220: Pet groomers and animal care workers	1	3%
62020: Food service supervisors	1	3%
22232: Occupational health and safety specialists	1	3%
65102: Store shelf stockers, clerks and order fillers	1	3%
62200: Chefs	1	3%
14400: Shippers and receivers	1	3%
<i>Total of top occupations</i>	29	100%
Total employed	29	

Summary of Survey Results: 2020-2024

Trades Training Type:

Progressive apprenticeship, Traditional apprenticeship, Trades foundation, and Trades-related vocational programs

Applied filters:

CPC: VCC: Baking Foundation;

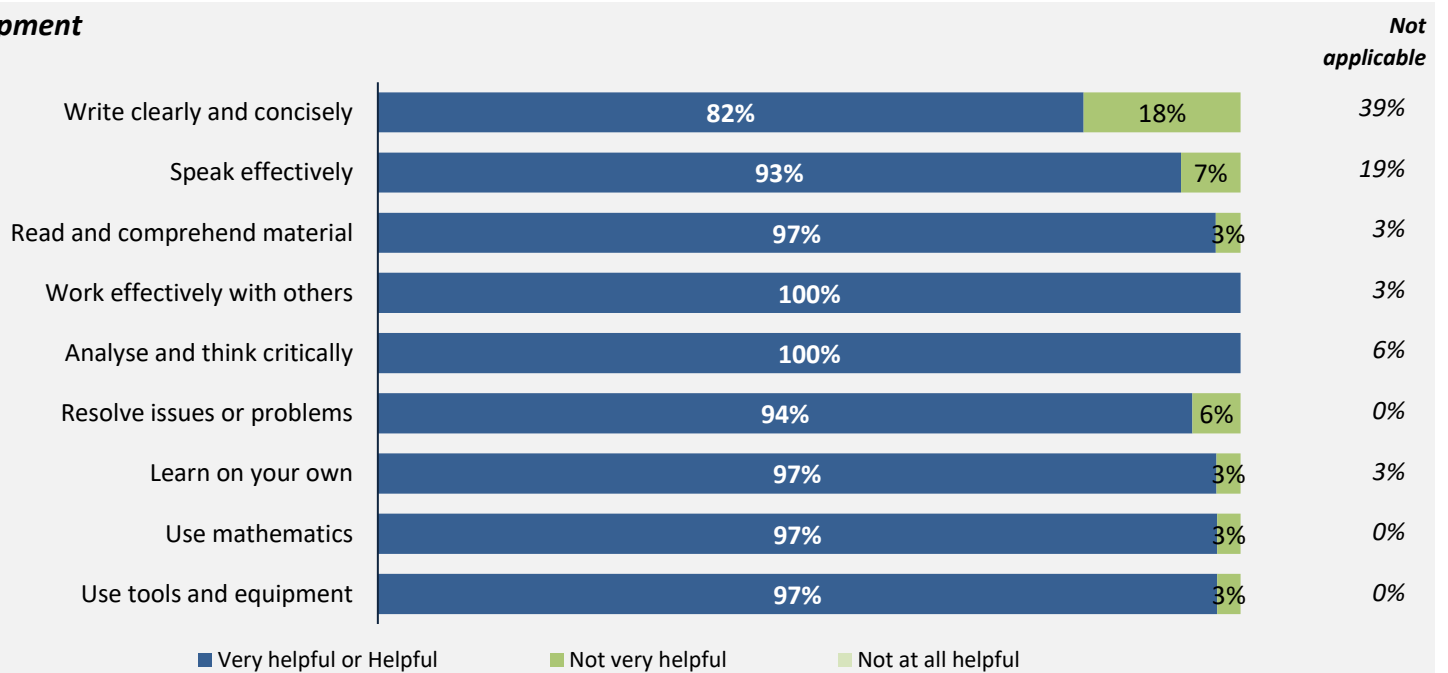
Cohort	75
Respondents	37
Response Rate	49%

Skill Development and Post-Secondary Experience

100%

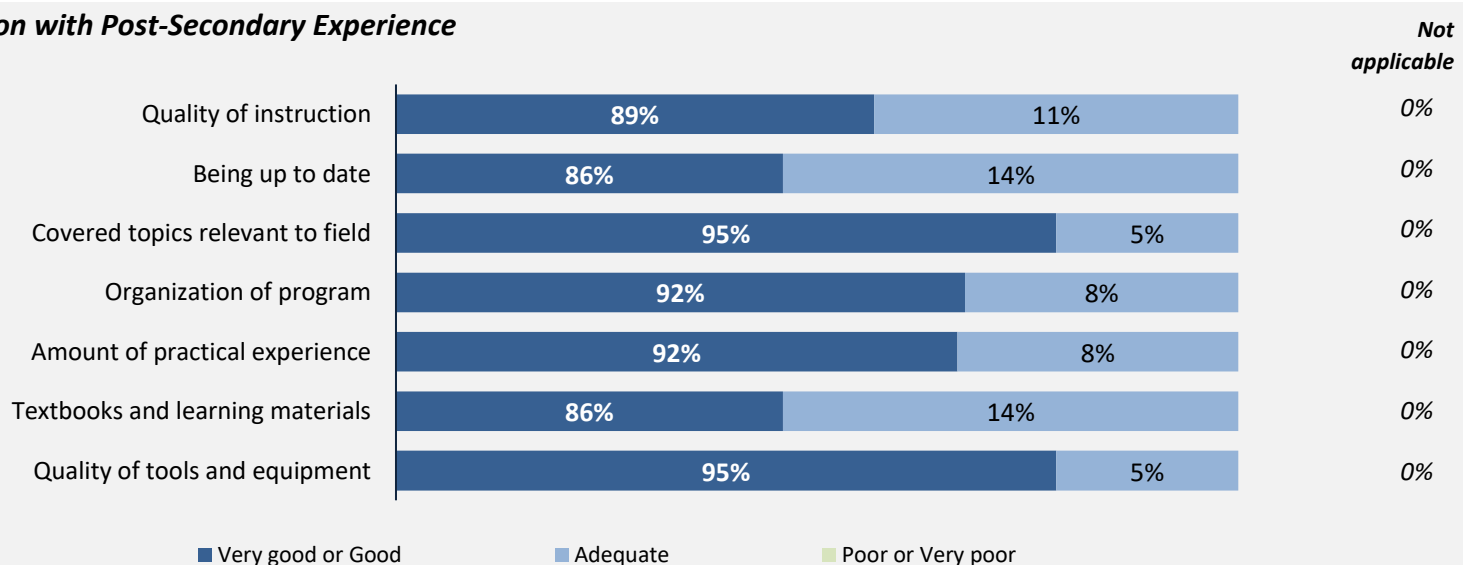
said they were very satisfied or satisfied with the education they received.

Skill Development



Percentages are based on those who gave a valid rating, excluding those who said not applicable.

Satisfaction with Post-Secondary Experience



Percentages are based on those who gave a valid rating, excluding those who said not applicable.

Summary of Survey Results: 2020-2024

Trades Training Type:

Progressive apprenticeship, Traditional apprenticeship

Applied filters:

CPC: VCC: Baking Foundation;


Cohort -
Respondents -
Response Rate 0%

Apprenticeship programs

In-School Experiences

—
obtained their Certificate of Qualification

—
said the knowledge and skills gained in their program were useful in preparing to write the Certificate of Qualification or Red Seal certification exams



Workplace Experiences

—
said they were very satisfied or satisfied with their workplace training

—
said their workplace training was related to their in-school training

—
were employed as an apprentice during their program

Employment After Leaving School

—
of employed respondents found a job in their trade, including those who had a job to return to after their training

—
had a job in their trade to return to after their training



—
were still working for the same employer

Applied filters:

CPC: VCC: Baking Foundation;

Cohort	75
Respondents	37
Response Rate	49%

Trades foundation & Trades-related vocational programs

Employment After Leaving School

38%

had the same job before or while they were attending school

78%

said their education was useful in getting their job

Time spent looking for employment



Excludes employed respondents who said they had the same job while attending their program

n= 18

Other Education

Trades-related vocational respondents only, results are shown for the education they took before and after their program.

*Not asked in 2024

—

took further studies after completing their program
n = -


—

of those who had taken further studies said their program prepared them well

—

of respondents were currently studying
n = -

Further studies related to program



Of those who took further studies at a different institution:

—

expected transfer credit*
n = -

Of those who expected transfer credit:

—

received transfer credit*

—

were very satisfied or satisfied with their transfer experience*

Summary of Survey Results: 2020-2024

Trades Training Type:

Trades foundation, Trades-related vocational programs

Applied filters:

CPC: VCC: Baking Foundation;

Cohort	75
Respondents	37
Response Rate	49%

had taken *previous* post-secondary education n = -



*Based on those who had taken previous post-secondary education.
Respondents could report more than one type of post-secondary credential.*

Transition to Apprenticeship n = 35
The following results are for Trades foundation respondents only.

60%
of Trades foundation respondents tried to get employment as an apprentice after they left their program

80%
of those who tried to get employment as an apprentice were successful

