

Summary of Survey Results: 2021-2025

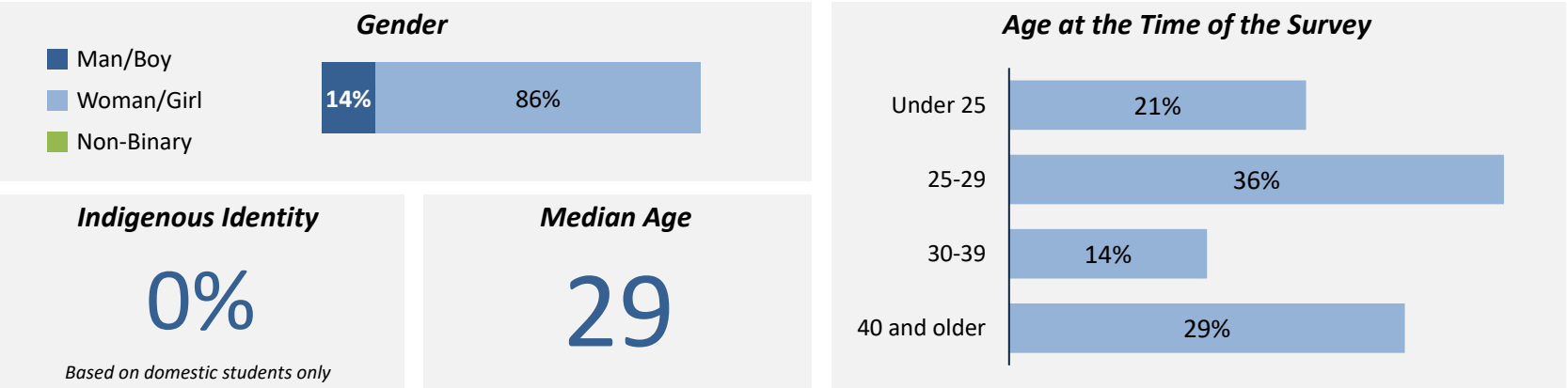
Trades Training Type:
Progressive apprenticeship, Traditional apprenticeship, Trades foundation, and Trades-related vocational programs

Applied filters:
CPC: VCC: Baking & Pastry Apprentice;

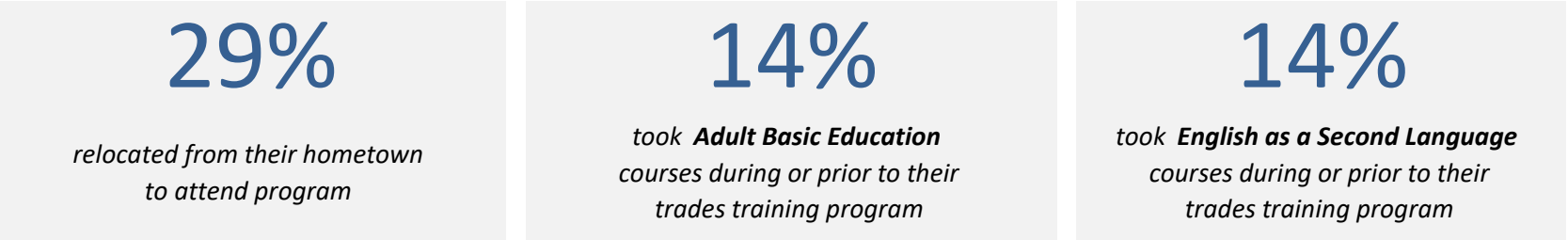
Cohort	22
Respondents	14
Response Rate	64%

Description of Survey Respondents

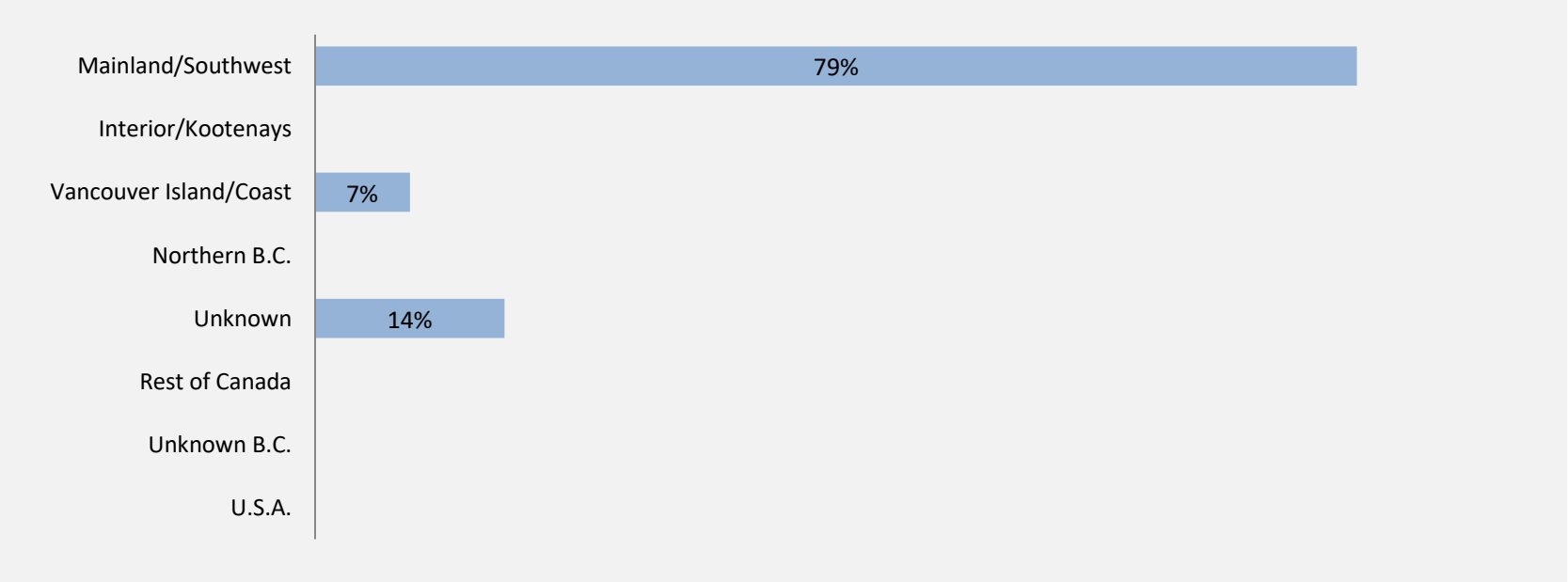
Demographics



About the Respondents



Region respondents were living in at the time of the survey



☒ BC Student
☐ Outcomes

Progressive apprenticeship, Traditional apprenticeship, Trades foundation, and Trades-related vocational programs

CPC: VCC: Baking & Pastry Apprentice:

<i>Cohort</i>	22
<i>Respondents</i>	14
<i>Response Rate</i>	64%

In the labour force

93%

Employment rate


86%

Unemployment rate

7.7%

The "Unemployment rate" is the number of unemployed as a percentage of respondents in the labour force.

n = 12



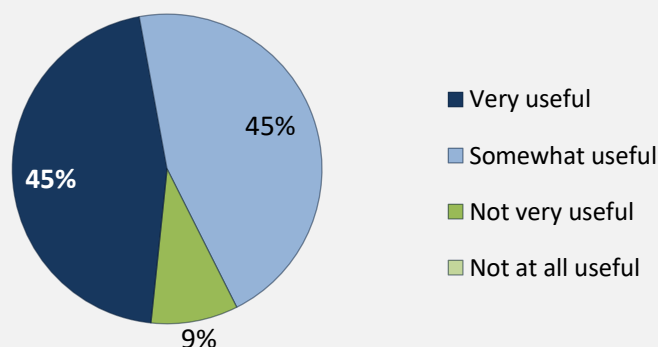
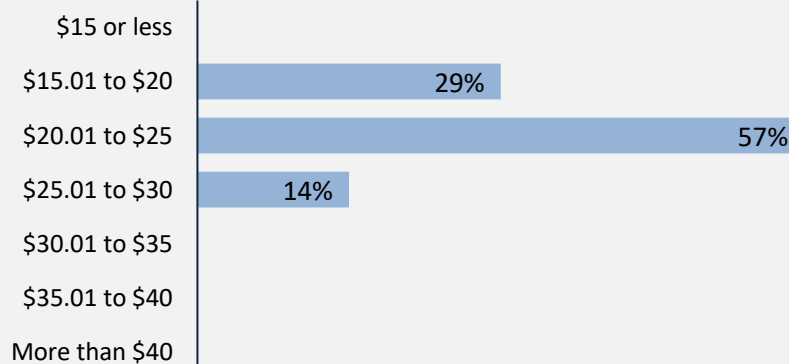
Hourly Wage
(median, main job)

\$24

Hours Worked
(median, main job)

40

Skills and Knowledge Gained Useful in Performing Job

**Hourly Wage Group (main job)**

Top Occupations (5-digit NOC)

Top Occupations (5-digit NOC)	% of those	
	# employed	employed
62200: Chefs	5	42%
63202: Bakers	3	25%
XXXXX: Unclassified occupations	2	17%
62020: Food service supervisors	1	8%
63200: Cooks	1	8%

Total of top occupations	12	100%
Total employed	12	

Summary of Survey Results: 2021-2025

Trades Training Type:

Progressive apprenticeship, Traditional apprenticeship, Trades foundation, and Trades-related vocational programs

Applied filters:

CPC: VCC: Baking & Pastry Apprentice;

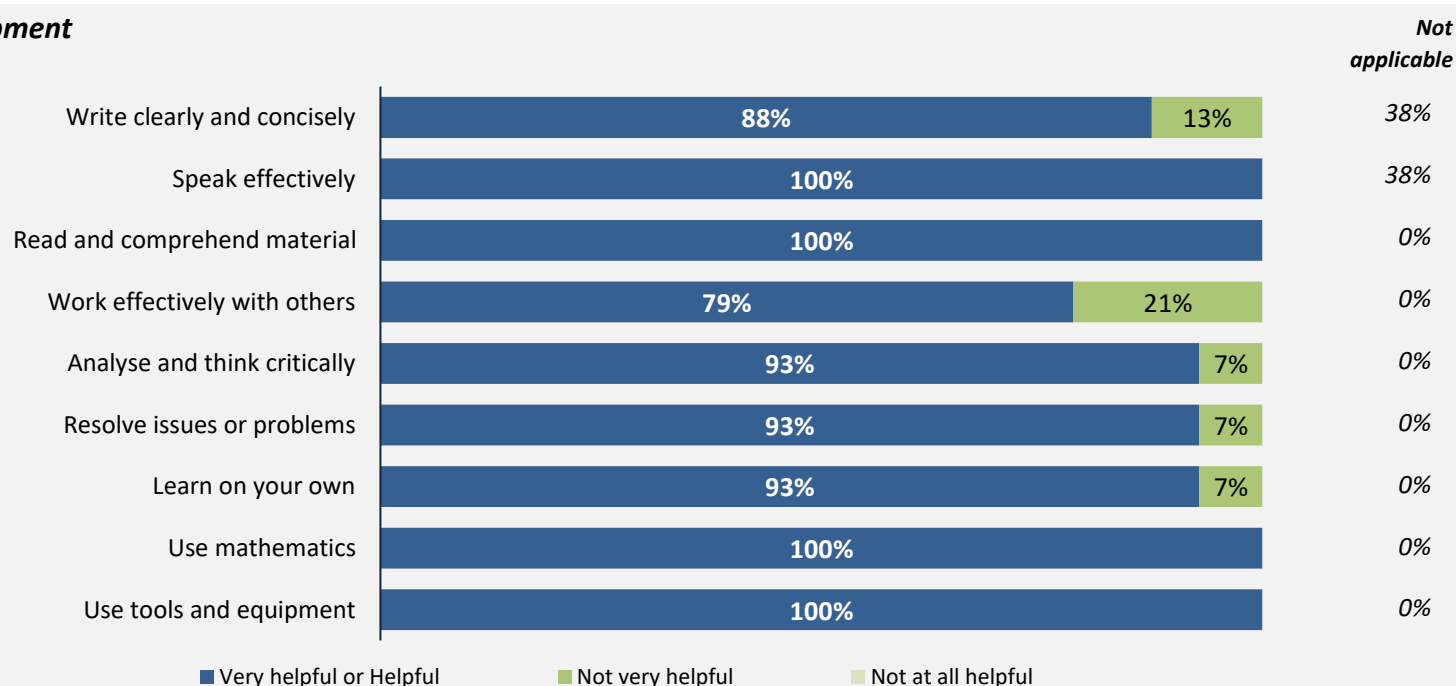
Cohort 22
Respondents 14
Response Rate 64%

Skill Development and Post-Secondary Experience

93%

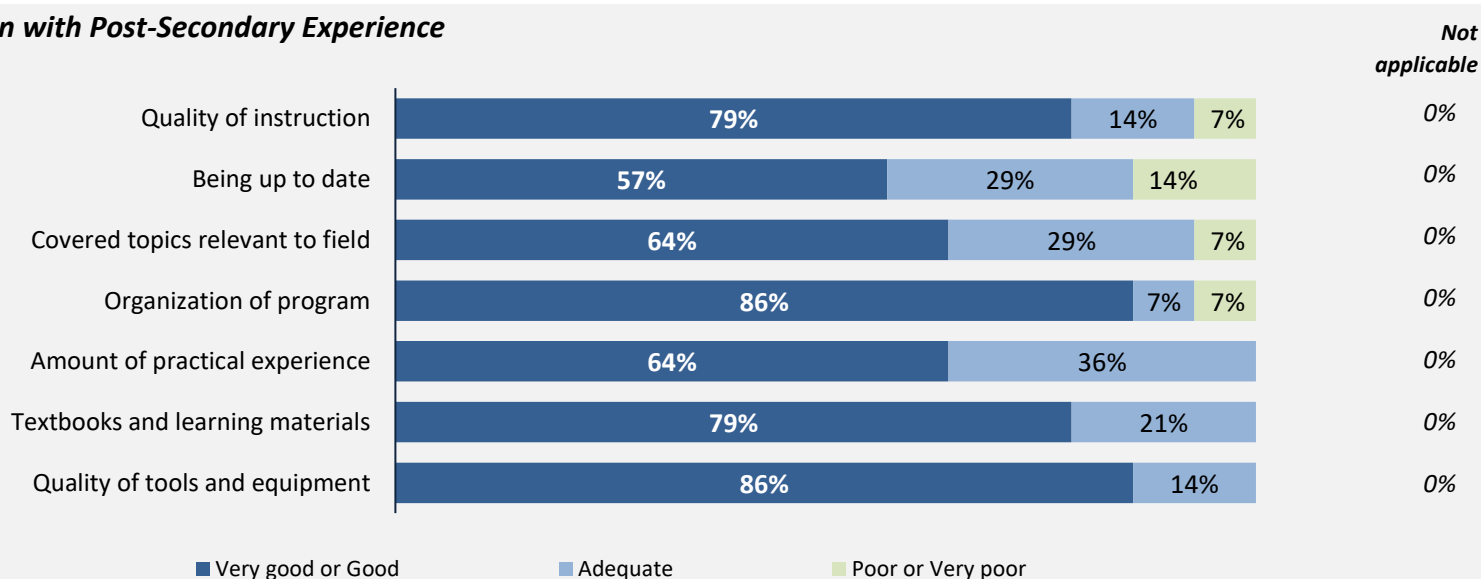
said they were very satisfied or satisfied with the education they received.

Skill Development



Percentages are based on those who gave a valid rating, excluding those who said not applicable.

Satisfaction with Post-Secondary Experience



Percentages are based on those who gave a valid rating, excluding those who said not applicable.

Summary of Survey Results: 2021-2025

Trades Training Type:

Progressive apprenticeship, Traditional apprenticeship

Applied filters:

CPC: VCC: Baking & Pastry Apprentice;

Cohort	22
Respondents	14
Response Rate	64%

Apprenticeship programs

In-School Experiences

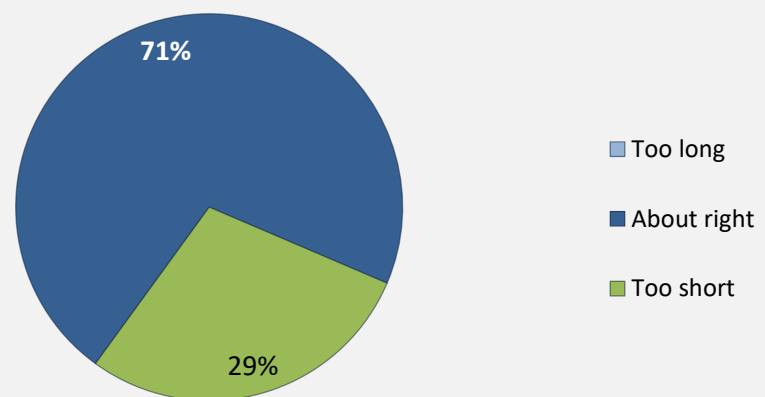
79%

obtained their
Certificate of Qualification

100%

said the knowledge and skills gained
in their program were useful in
preparing to write the Certificate of
Qualification or Red Seal certification
exams

Was the length of in-school training adequate to cover the material?



Workplace Experiences

92%

said they were very satisfied or satisfied with
their **workplace training**

85%

said their workplace training was
related to their in-school training

93%

were **employed as an apprentice**
during their program

Employment After Leaving School

86%

of employed respondents found a job in their trade,
including those who had a job to return to after their training

86%

had a **job in their trade**
to return to after their training

50%

were still working
for the same employer

Time it Took to Find Job in Their Trade
(including those who had a job to return to)

