

Summary of Survey Results: 2021-2025

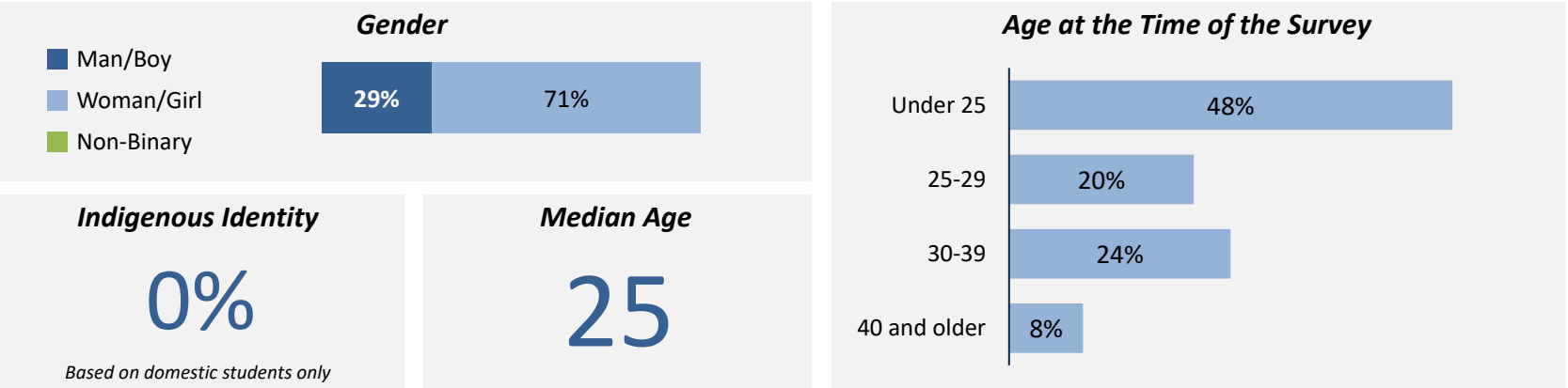
Trades Training Type:
Progressive apprenticeship, Traditional apprenticeship, Trades foundation, and Trades-related vocational programs

Applied filters:
CPC: VCC: Baking & Pastry - Artisan Baking, VCC: Baking & Pastry Arts-Artisan Baking;

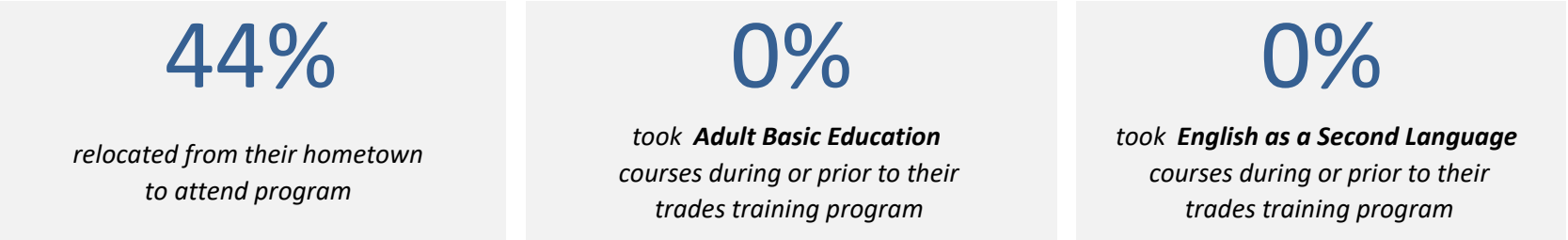
Cohort	58
Respondents	25
Response Rate	43%

Description of Survey Respondents


Demographics



About the Respondents



Region respondents were living in at the time of the survey



Summary of Survey Results: 2021-2025

Trades Training Type:
Progressive apprenticeship, Traditional apprenticeship, Trades foundation, and Trades-related vocational programs

Applied filters:

CPC: VCC: Baking & Pastry - Artisan Baking, VCC: Baking & Pastry Arts-Artisan Baking;

Cohort 58
Respondents 25
Response Rate 43%

Employment Outcomes

In the labour force

100%

Employment rate

75%

Unemployment rate


18.2%

The "Employment rate" is the number employed as a percentage of all respondents.

The "Unemployment rate" is the number of unemployed as a percentage of respondents in the labour force.

Of those employed:

n = 18



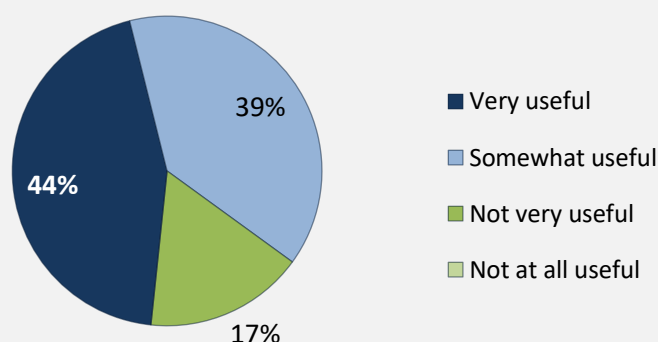
Hourly Wage
 (median, main job)

\$19

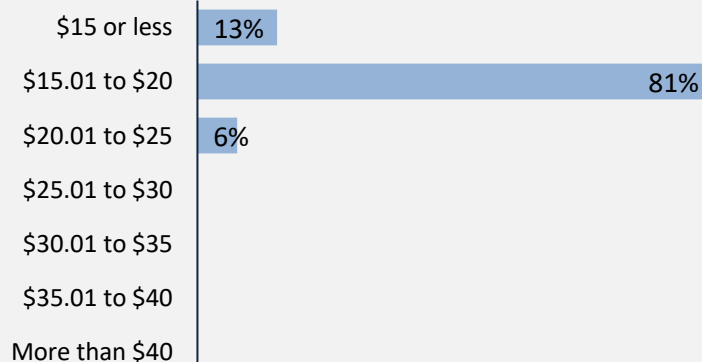
Hours Worked
 (median, main job)

40

Skills and Knowledge Gained Useful in Performing Job



Hourly Wage Group (main job)



Top Occupations (5-digit NOC)

	# employed	% of those employed
63202: Bakers	10	56%
65201: Food counter attendants, kitchen helpers and related support occupations	2	11%
62020: Food service supervisors	1	6%
62200: Chefs	1	6%
65310: Light duty cleaners	1	6%
42202: Early childhood educators and assistants	1	6%
85121: Landscaping and grounds maintenance labourers	1	6%
65100: Cashiers	1	6%

Total of top occupations 18 100%
 Total employed 18

Summary of Survey Results: 2021-2025

Trades Training Type:

Progressive apprenticeship, Traditional apprenticeship, Trades foundation, and Trades-related vocational programs

Applied filters:

CPC: VCC: Baking & Pastry - Artisan Baking, VCC: Baking & Pastry Arts-Artisan Baking;

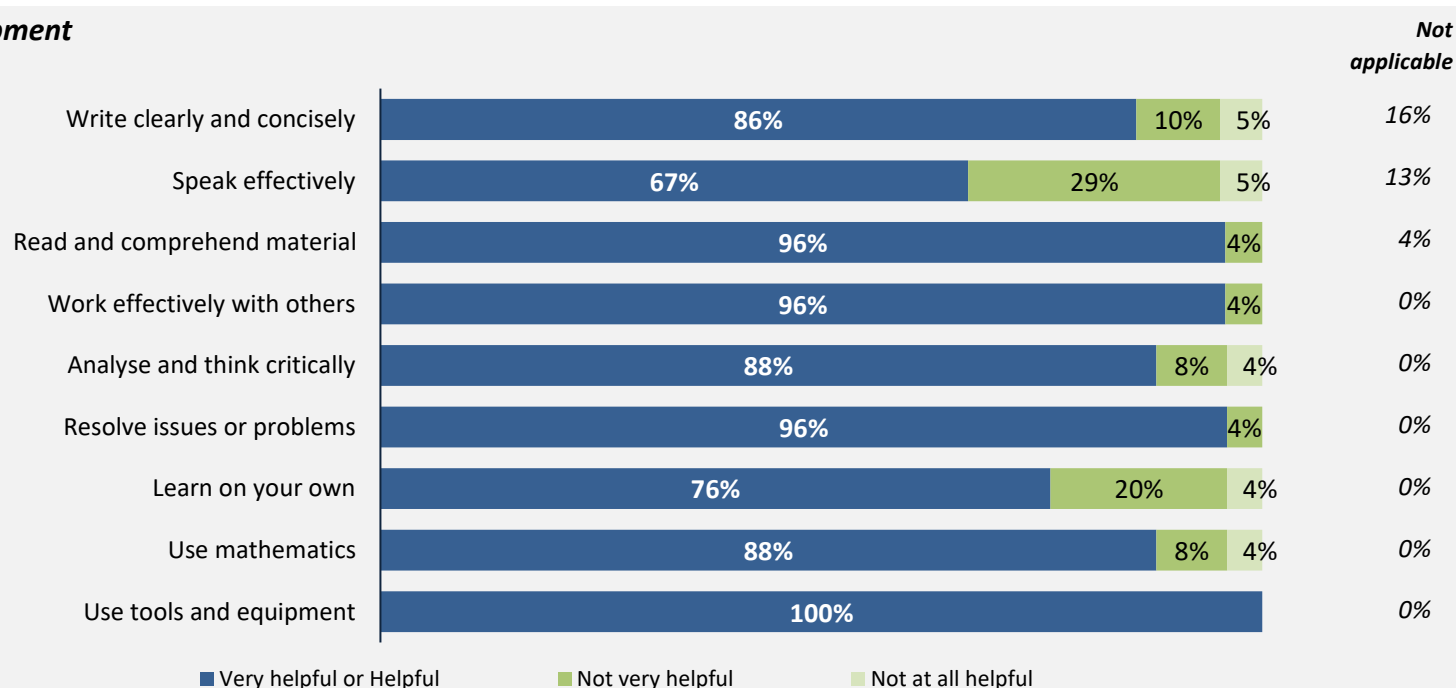
Cohort 58
Respondents 25
Response Rate 43%

Skill Development and Post-Secondary Experience

80%

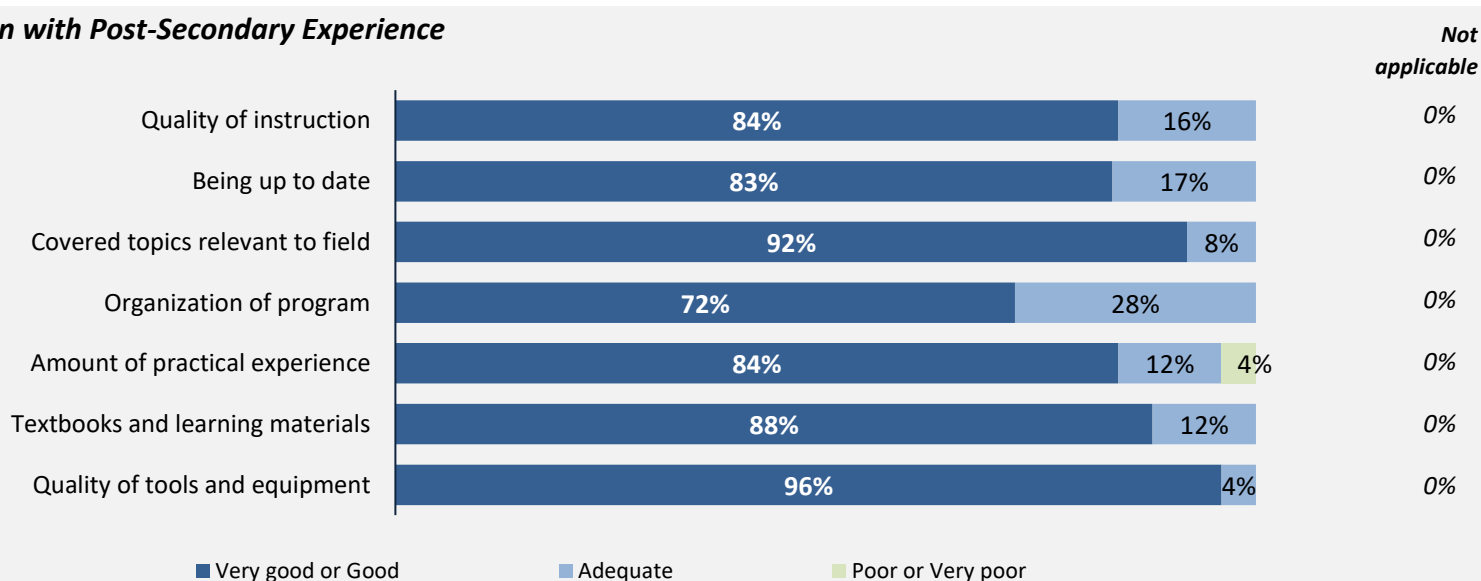
said they were very satisfied or satisfied with the education they received.

Skill Development



Percentages are based on those who gave a valid rating, excluding those who said not applicable.

Satisfaction with Post-Secondary Experience



Percentages are based on those who gave a valid rating, excluding those who said not applicable.

Summary of Survey Results: 2021-2025

Trades Training Type:
Trades foundation, Trades-related vocational programs

Applied filters:
CPC: VCC: Baking & Pastry - Artisan Baking, VCC: Baking & Pastry Arts-Artisan Baking;

Cohort	58
Respondents	25
Response Rate	43%

Trades foundation & Trades-related vocational programs

Employment After Leaving School

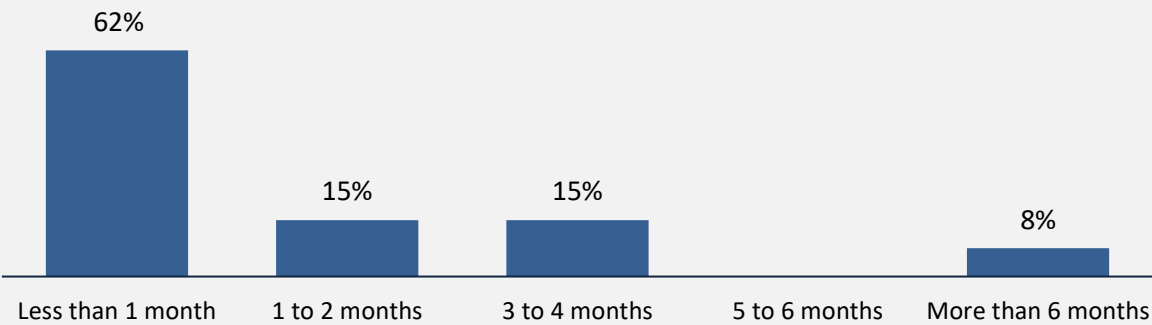
22%

had the same job
before or while they were
attending school

100%

said their education was
useful in getting their job

Time spent looking for employment



Excludes employed respondents who said they had the same job while attending their program

n = 13

Other Education

Trades-related vocational respondents only, results are shown for the education they took before and after their program.

*Not asked since 2023

—

took further studies after
completing their program
n = -

—

of those who had taken further
studies said their program
prepared them well

—

of respondents
were currently studying
n = -

Further studies related to program



Of those who took further studies at a different institution:

—

expected transfer credit*
n = -

Of those who expected transfer credit:

—

received transfer credit*

—

were very satisfied or satisfied
with their transfer experience*

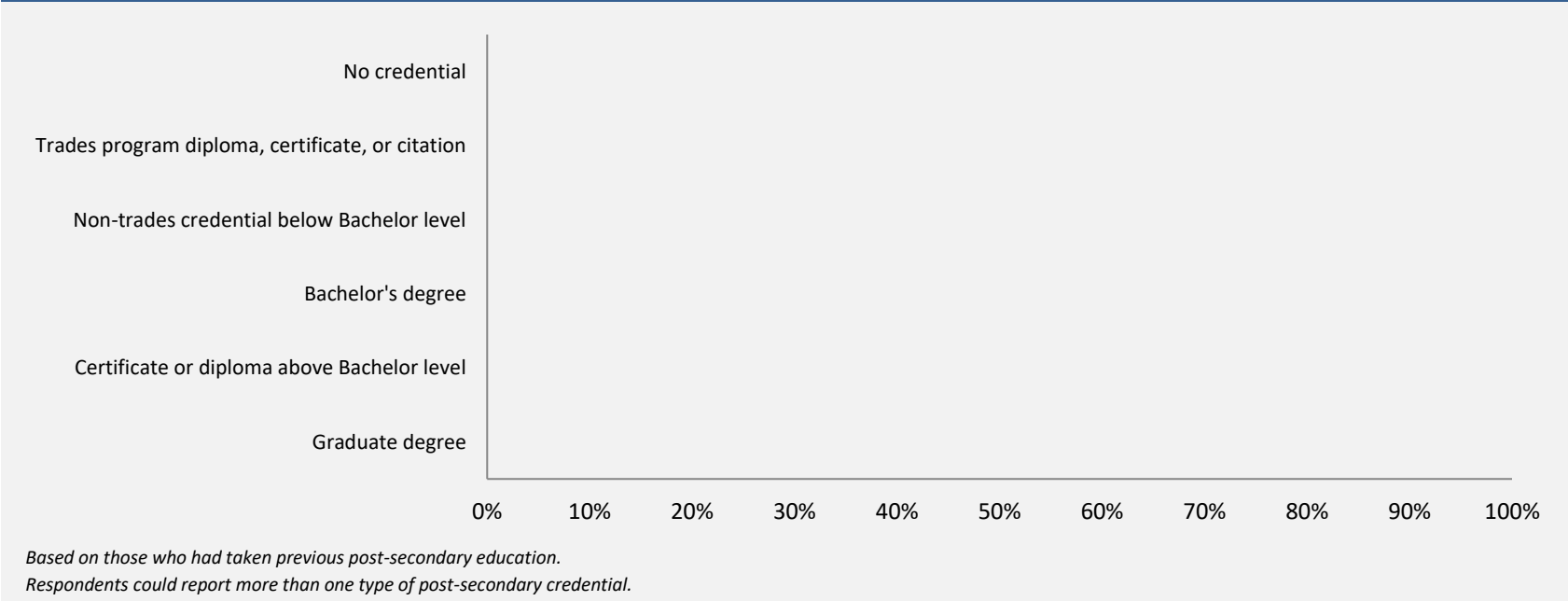
Summary of Survey Results: 2021-2025

Trades Training Type:
Trades foundation, Trades-related vocational programs

Applied filters:
CPC: VCC: Baking & Pastry - Artisan Baking, VCC: Baking & Pastry Arts-Artisan Baking;

Cohort	58
Respondents	25
Response Rate	43%

had taken previous post-secondary education n = -



Transition to Apprenticeship n = 23

The following results are for Trades foundation respondents only.

52%

of Trades foundation respondents tried to get employment as an apprentice after they left their program

91%

of those who tried to get employment as an apprentice were successful

