

Summary of Survey Results: 2021-2025

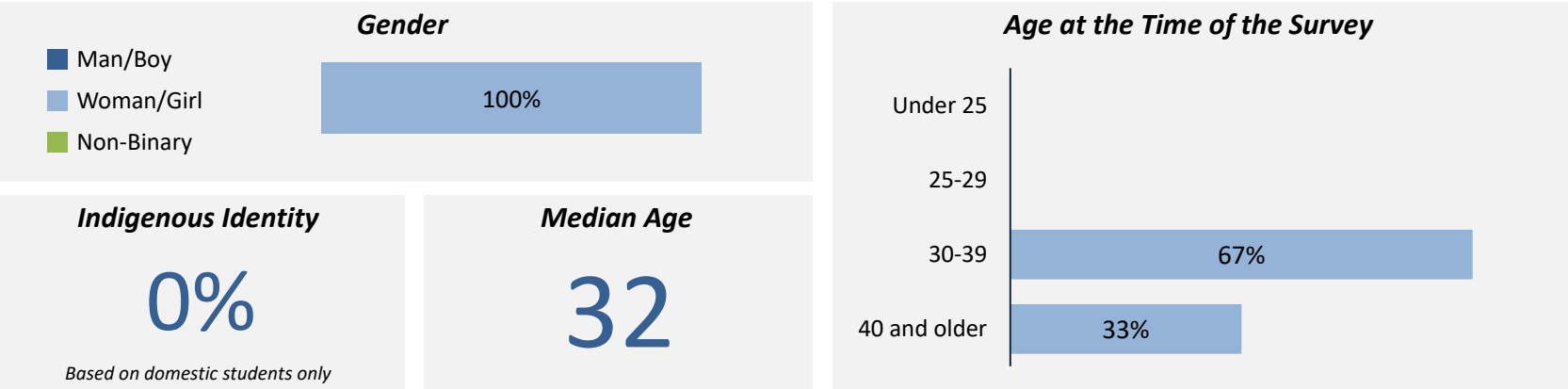
Trades Training Type:
Progressive apprenticeship, Traditional apprenticeship, Trades foundation, and Trades-related vocational programs

Applied filters:
CPC: VCC: Baking & Pastry Arts - Pastry ESL;

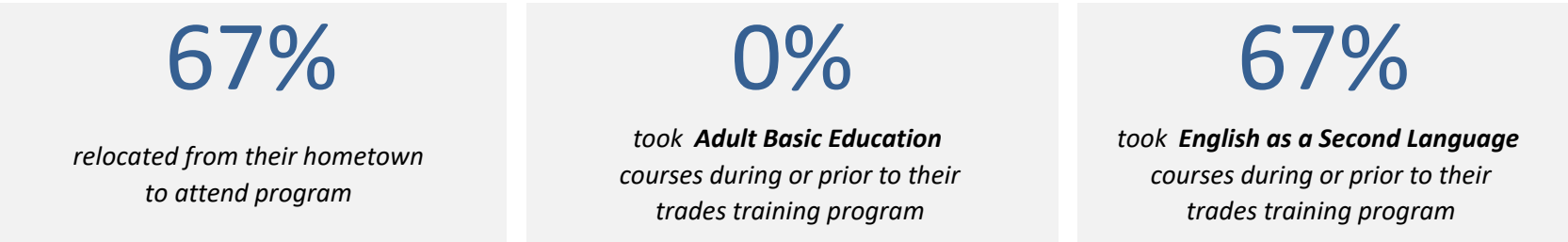
Cohort	9
Respondents	3
Response Rate	33%

Description of Survey Respondents


Demographics



About the Respondents



Region respondents were living in at the time of the survey



Summary of Survey Results: 2021-2025

Trades Training Type:
Progressive apprenticeship, Traditional apprenticeship, Trades foundation, and Trades-related vocational programs

Applied filters:
CPC: VCC: Baking & Pastry Arts - Pastry ESL;

Cohort

9

Respondents

3

Response Rate

33%

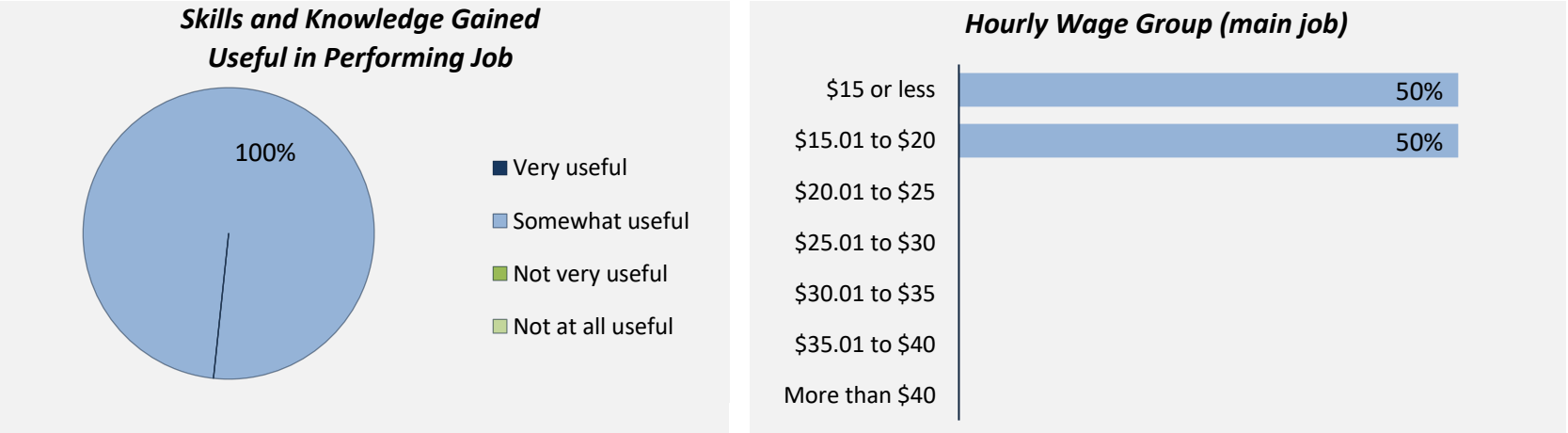

Employment Outcomes



The "Employment rate" is the number employed as a percentage of all respondents.
The "Unemployment rate" is the number of unemployed as a percentage of respondents in the labour force.

Of those employed:

n = 2



Summary of Survey Results: 2021-2025

Trades Training Type:

*Progressive apprenticeship, Traditional apprenticeship,
Trades foundation, and Trades-related vocational programs*

Applied filters:

CPC: VCC: Baking & Pastry Arts - Pastry ESL;

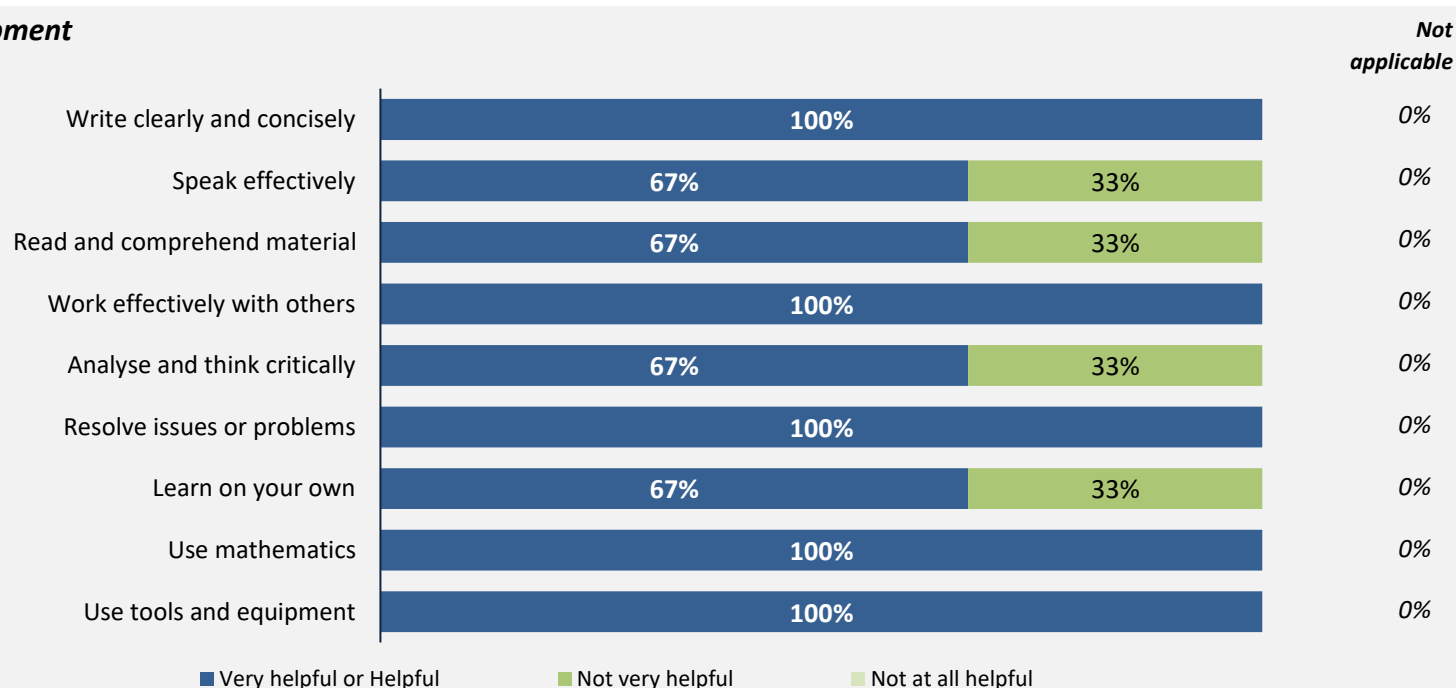
Cohort 9
Respondents 3
Response Rate 33%

Skill Development and Post-Secondary Experience

67%

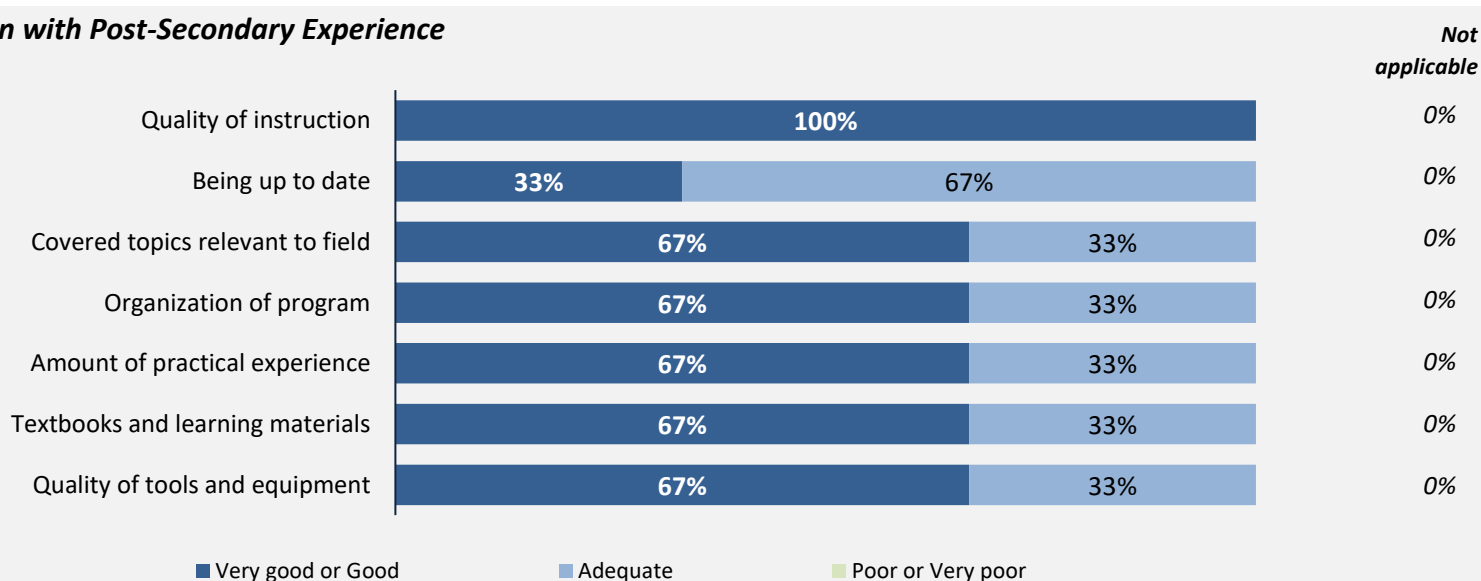
said they were very satisfied or satisfied with the education they received.

Skill Development



Percentages are based on those who gave a valid rating, excluding those who said not applicable.

Satisfaction with Post-Secondary Experience



Percentages are based on those who gave a valid rating, excluding those who said not applicable.

Summary of Survey Results: 2021-2025

Trades Training Type:
Trades foundation, Trades-related vocational programs

Applied filters:
CPC: VCC: Baking & Pastry Arts - Pastry ESL;

Cohort	9
Respondents	3
Response Rate	33%

Trades foundation & Trades-related vocational programs

Employment After Leaving School

50%

had the same job
before or while they were
attending school

100%

said their education was
useful in getting their job

Time spent looking for employment



Excludes employed respondents who said they had the same job while attending their program

n = 1

Other Education

Trades-related vocational respondents only, results are shown for the education they took before and after their program.

*Not asked since 2023

—

took further studies after
completing their program
n = -

—

of those who had taken further
studies said their program
prepared them well

—

of respondents
were currently studying
n = -

Further studies related to program



Of those who took further studies at a different institution:

—

expected transfer credit*
n = -

Of those who expected transfer credit:

—

received transfer credit*

—

were very satisfied or satisfied
with their transfer experience*

Summary of Survey Results: 2021-2025

Trades Training Type:
Trades foundation, Trades-related vocational programs

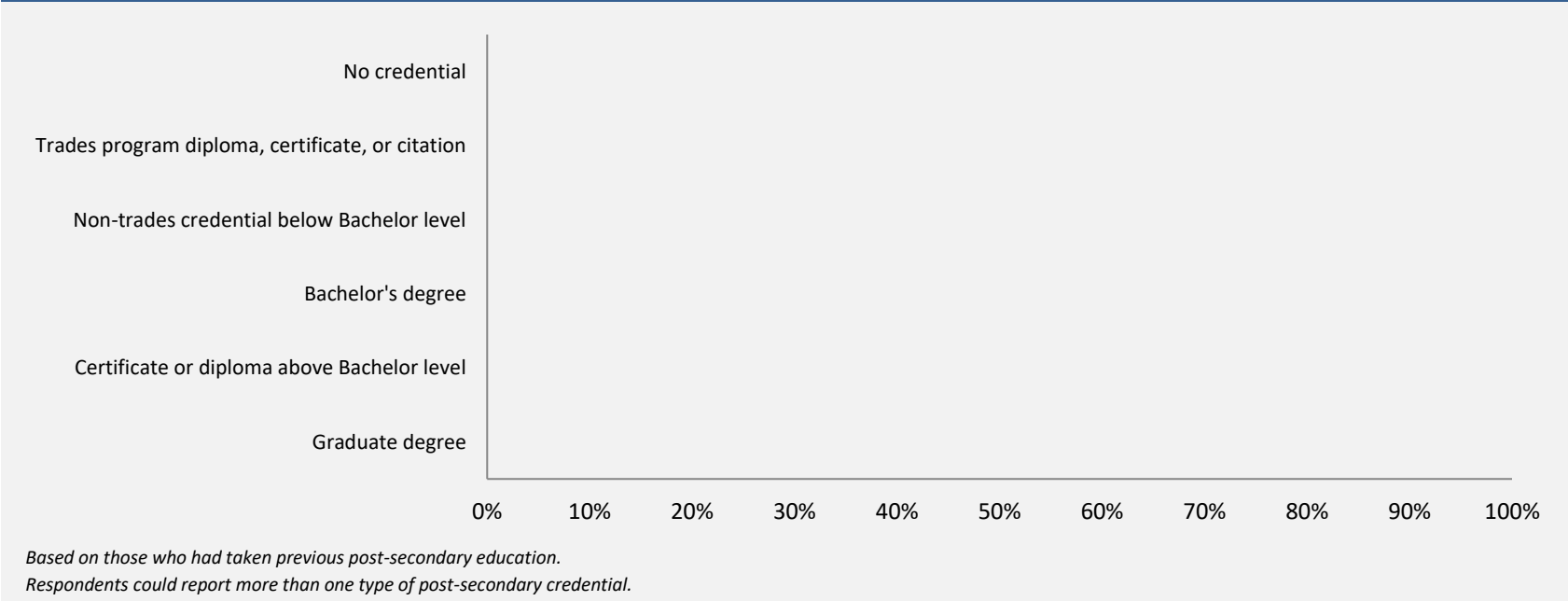
Applied filters:
CPC: VCC: Baking & Pastry Arts - Pastry ESL;

Cohort	9
Respondents	3
Response Rate	33%

—

had taken **previous** post-secondary education

n = -



Transition to Apprenticeship

The following results are for Trades foundation respondents only.

n = 3

33%

of Trades foundation respondents tried to get employment as an apprentice after they left their program

100%

of those who tried to get employment as an apprentice were successful

