

# Summary of Survey Results: 2020-2024

Trades Training Type:

*Progressive apprenticeship, Traditional apprenticeship, Trades foundation, and Trades-related vocational programs*

**Applied filters:**

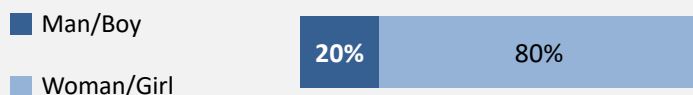
CPC: VCC: Baking & Pastry Arts - Pastry ESL;

Cohort	16
Respondents	5
Response Rate	31%

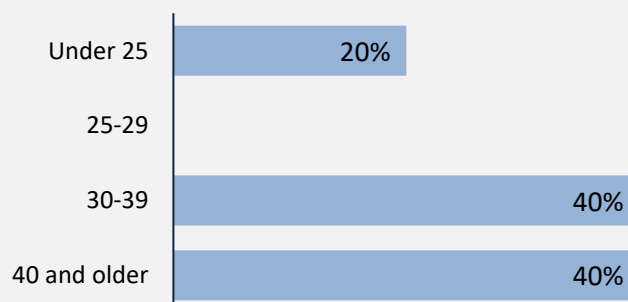
## Description of Survey Respondents

### Demographics

#### Gender



#### Age at the Time of the Survey



#### Aboriginal Identity

0%

*Based on domestic students only*

#### Median Age

32

### About the Respondents

60%

*relocated from their hometown to attend program*

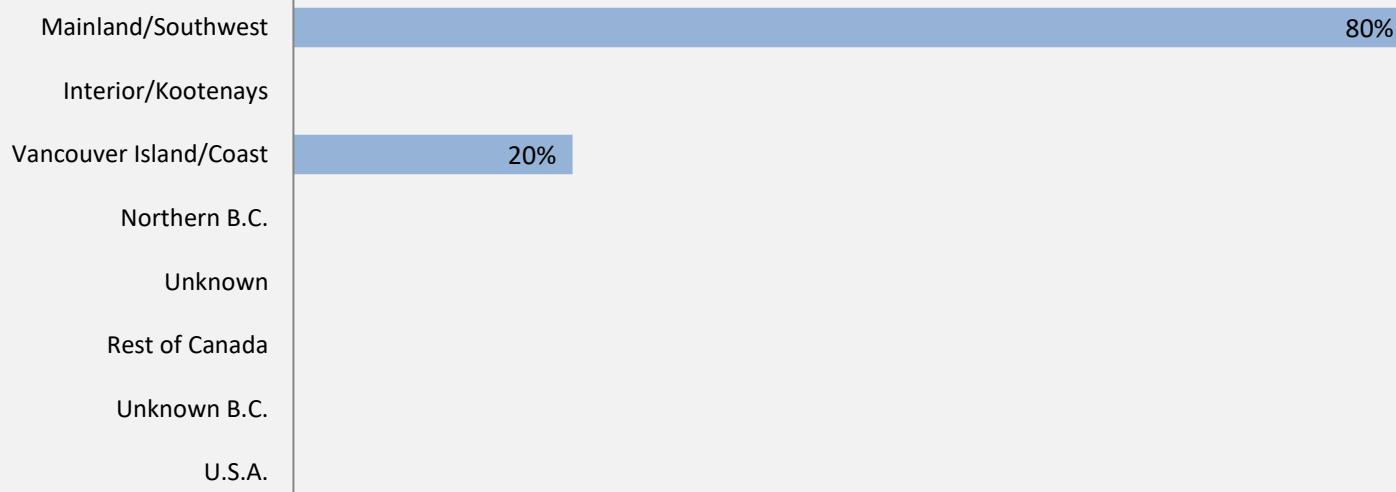
20%

*took **Adult Basic Education** courses during or prior to their trades training program*

40%

*took **English as a Second Language** courses during or prior to their trades training program*

### Region respondents were living in at the time of the survey



# Summary of Survey Results: 2020-2024

Trades Training Type:

*Progressive apprenticeship, Traditional apprenticeship, Trades foundation, and Trades-related vocational programs*

**Applied filters:**

CPC: VCC: Baking & Pastry Arts - Pastry ESL;

Cohort	16
Respondents	5
Response Rate	31%

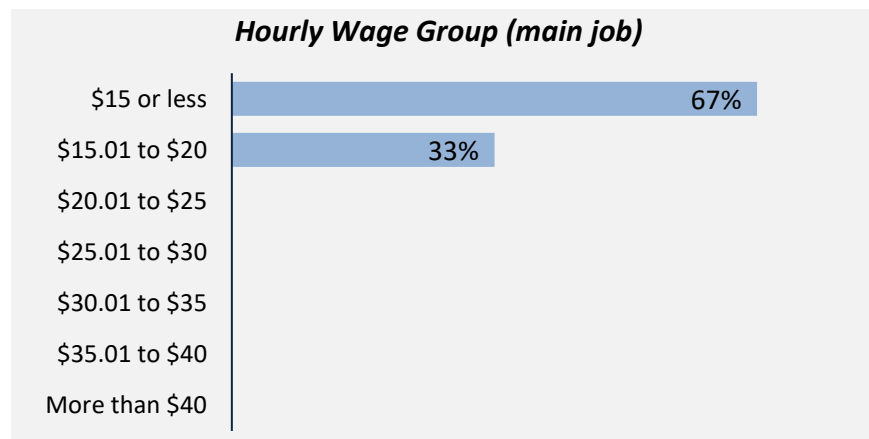
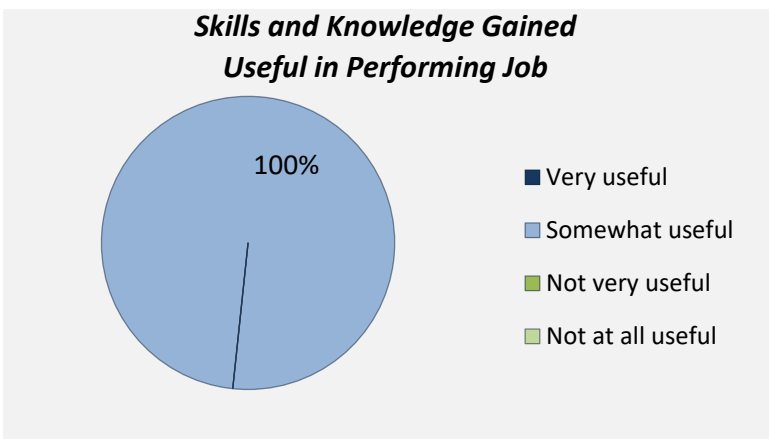
## Employment Outcomes

<p><b>In the labour force</b></p> <h1>100%</h1>	<p><b>Employment rate</b></p> <h1>80%</h1>	<p><b>Unemployment rate</b></p> <h1>20.0%</h1>
---	--	--

The "Employment rate" is the number employed as a percentage of all respondents.  
 The "Unemployment rate" is the number of unemployed as a percentage of respondents in the labour force.

### Of those employed: n = 4

	<p><b>Hourly Wage (median, main job)</b></p> <h1>\$14</h1>	<p><b>Hours Worked (median, main job)</b></p> <h1>36</h1>
--	--	---



Top Occupations (5-digit NOC)	# employed	% of those employed
63202: Bakers	1	25%
60030: Restaurant and food service managers	1	25%
XXXXX: Unclassified occupations	1	25%
65201: Food counter attendants, kitchen helpers and related support occupations	1	25%
<i>Total of top occupations</i>		4
<i>Total employed</i>		4
		100%

# Summary of Survey Results: 2020-2024

Trades Training Type:

*Progressive apprenticeship, Traditional apprenticeship, Trades foundation, and Trades-related vocational programs*

**Applied filters:**

CPC: VCC: Baking & Pastry Arts - Pastry ESL;

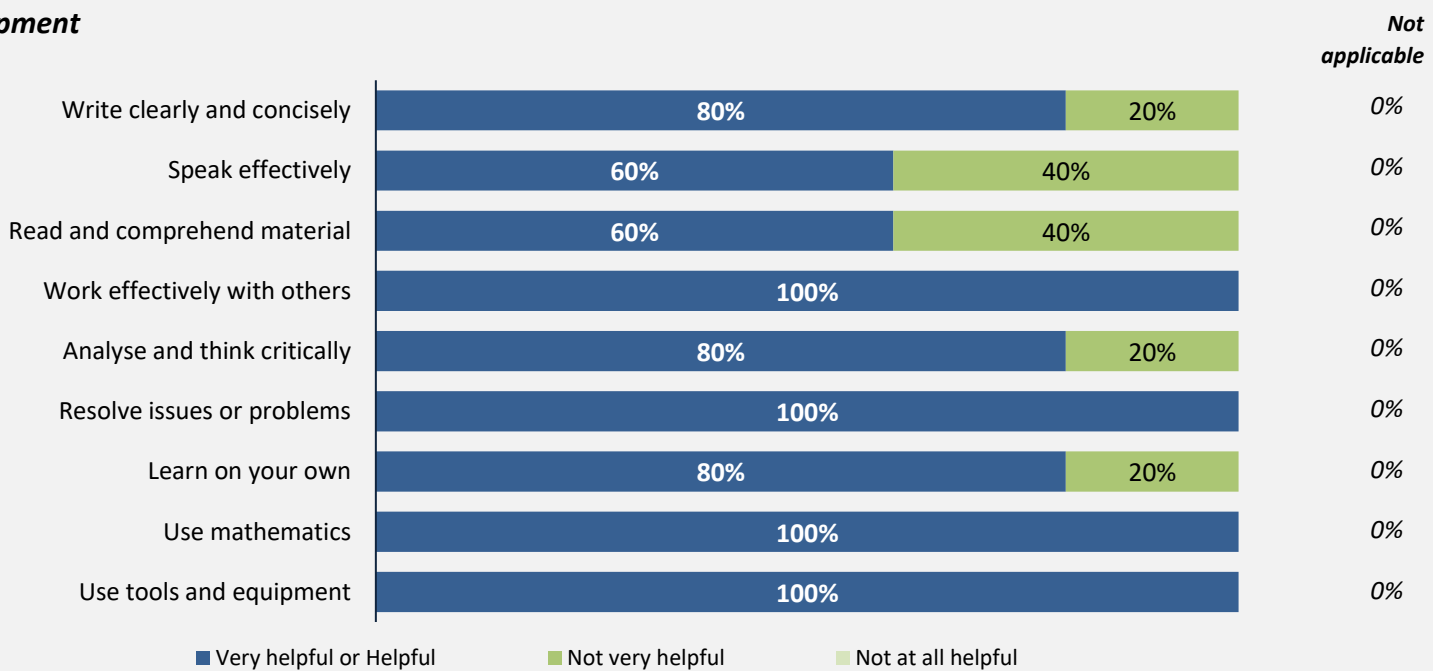
<b>Cohort</b>	<b>16</b>
<b>Respondents</b>	<b>5</b>
<b>Response Rate</b>	<b>31%</b>

## Skill Development and Post-Secondary Experience

# 80%

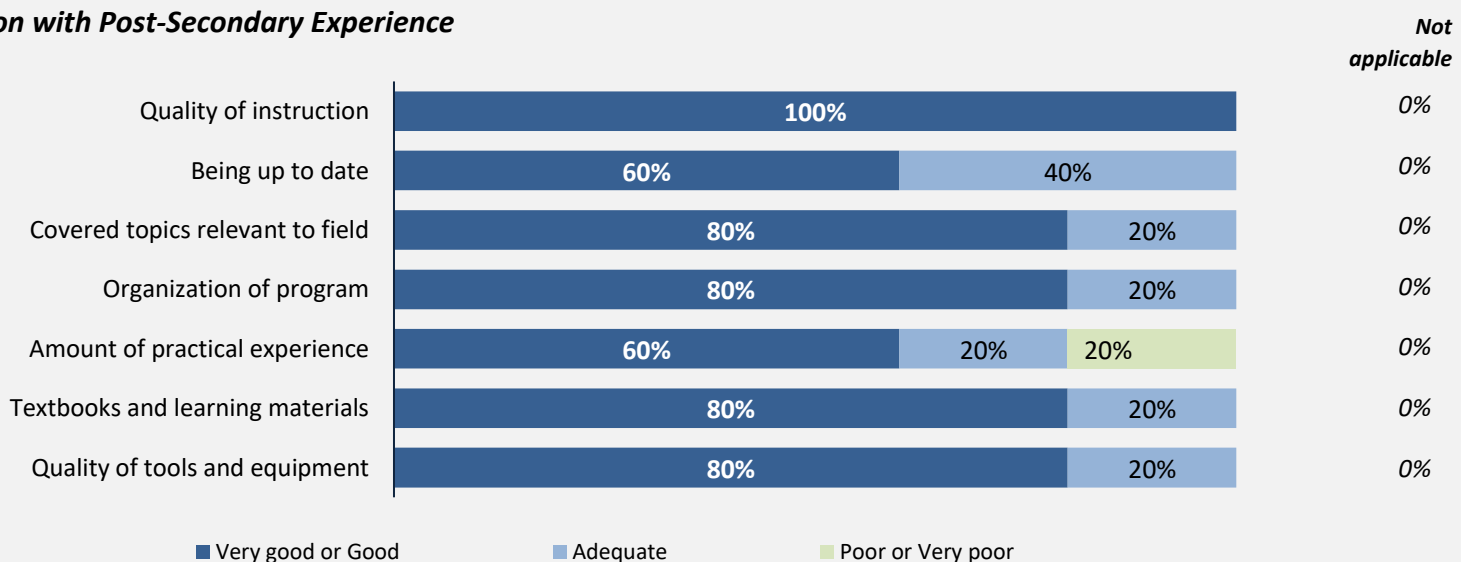
said they were very satisfied or satisfied with the education they received.

### Skill Development



Percentages are based on those who gave a valid rating, excluding those who said not applicable.

### Satisfaction with Post-Secondary Experience



Percentages are based on those who gave a valid rating, excluding those who said not applicable.

# Summary of Survey Results: 2020-2024

Trades Training Type:

*Progressive apprenticeship, Traditional apprenticeship*


**Applied filters:**

CPC: VCC: Baking & Pastry Arts - Pastry ESL;

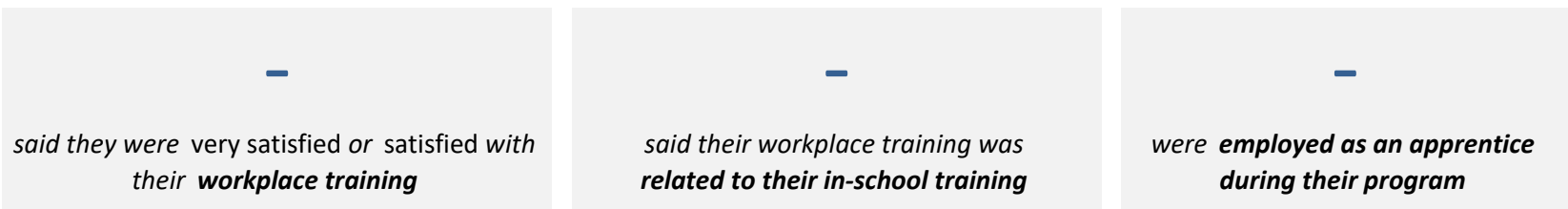
Cohort -  
 Respondents -  
 Response Rate 0%

## Apprenticeship programs

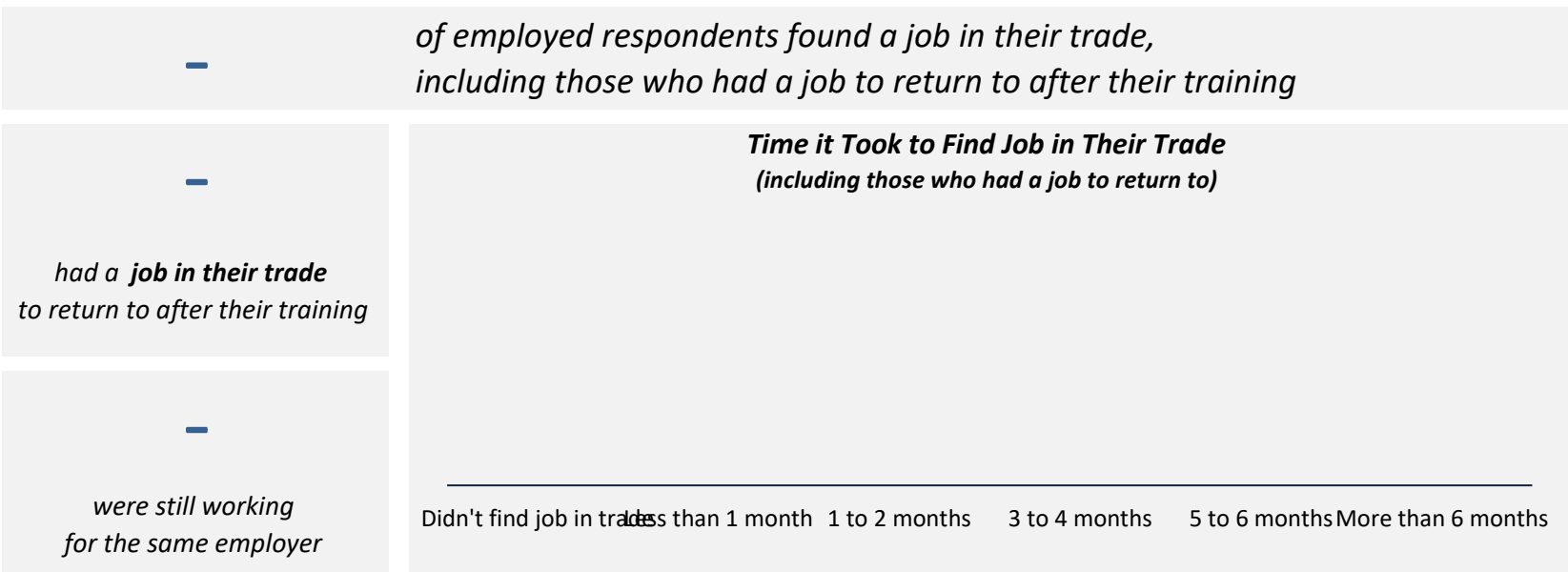
### In-School Experiences



### Workplace Experiences



### Employment After Leaving School



# Summary of Survey Results: 2020-2024

Trades Training Type:

Trades foundation, Trades-related vocational programs

**Applied filters:**

CPC: VCC: Baking & Pastry Arts - Pastry ESL;

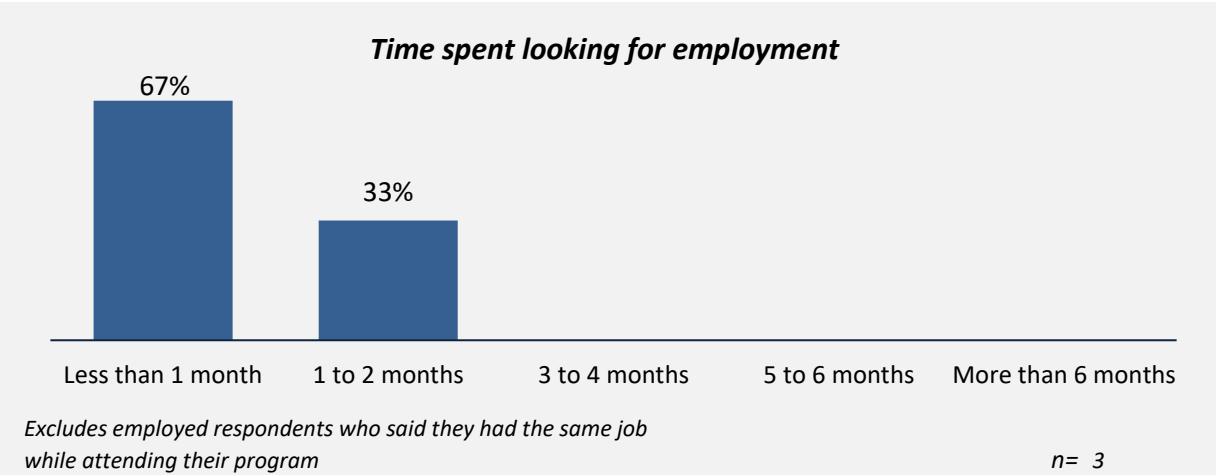
Cohort	16
Respondents	5
Response Rate	31%

## Trades foundation & Trades-related vocational programs

### Employment After Leaving School

**25%**  
had the same job before or while they were attending school

**100%**  
said their education was useful in getting their job



### Other Education

Trades-related vocational respondents only, results are shown for the education they took before and after their program.

\*Not asked in 2024

—  
took further studies after completing their program  
n = -

—  
of those who had taken further studies said their program prepared them well

—  
of respondents were currently studying  
n = -



**Of those who took further studies at a different institution:**

—  
expected transfer credit\*  
n = -

**Of those who expected transfer credit:**

—  
received transfer credit\*

—  
were very satisfied or satisfied with their transfer experience\*

# Summary of Survey Results: 2020-2024

Trades Training Type:

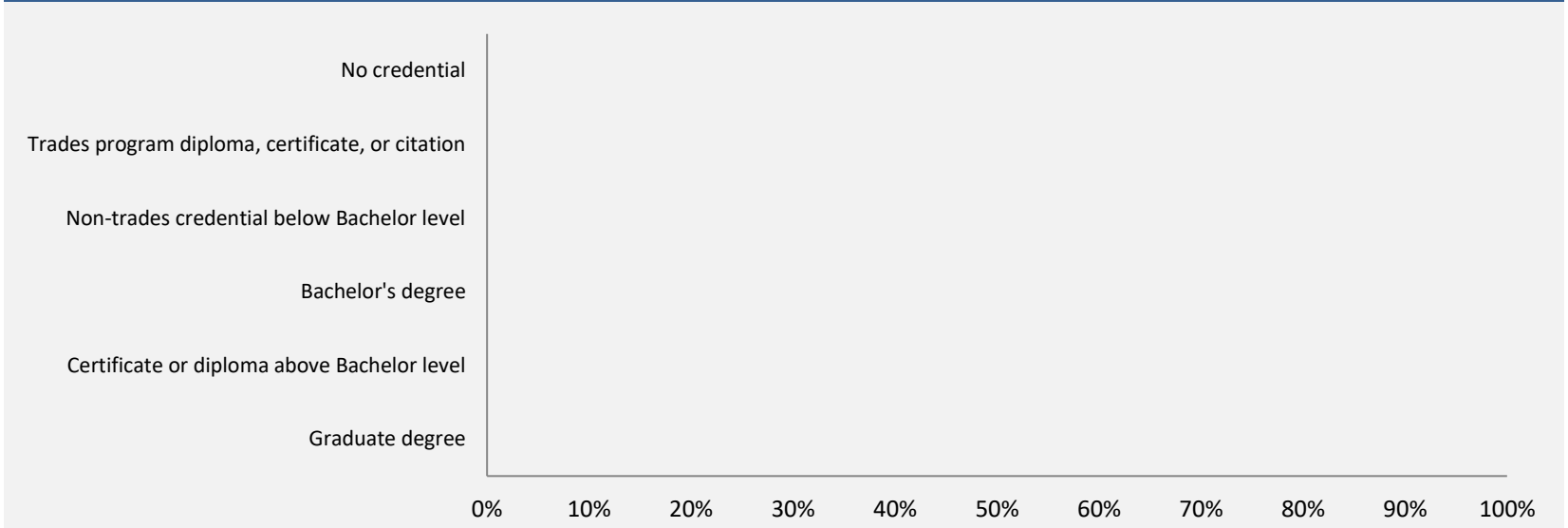
*Trades foundation, Trades-related vocational programs*

**Applied filters:**

CPC: VCC: Baking & Pastry Arts - Pastry ESL;

<b>Cohort</b>	<b>16</b>
<b>Respondents</b>	<b>5</b>
<b>Response Rate</b>	<b>31%</b>

**had taken *previous* post-secondary education** n = -



*Based on those who had taken previous post-secondary education.  
Respondents could report more than one type of post-secondary credential.*

**Transition to Apprenticeship** n = 5  
*The following results are for Trades foundation respondents only.*

**40%**  
*of Trades foundation respondents tried to get employment as an apprentice after they left their program*

**100%**  
*of those who tried to get employment as an apprentice were successful*

