

Summary of Survey Results: 2021-2025

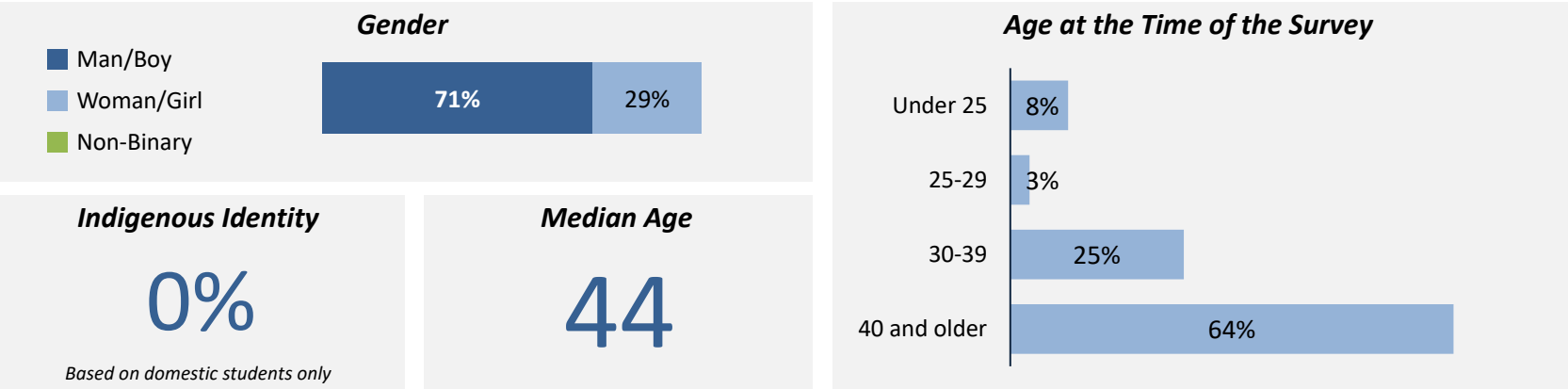
Trades Training Type:
Progressive apprenticeship, Traditional apprenticeship, Trades foundation, and Trades-related vocational programs

Applied filters:
CPC: VCC: Building Manager (Residential);

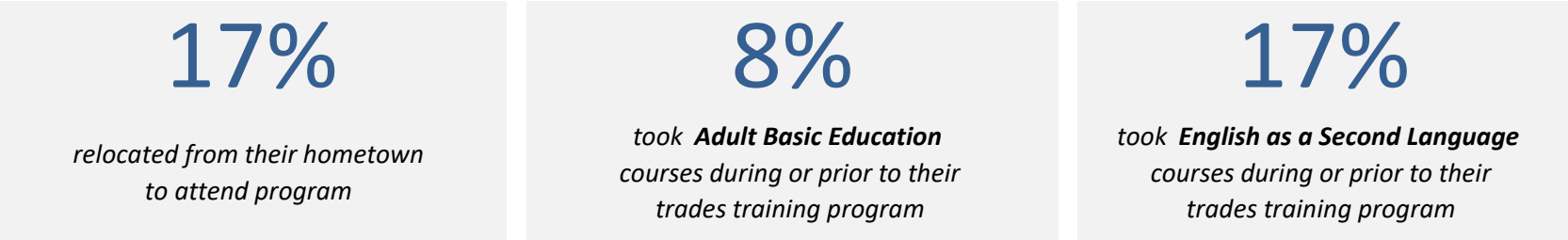
Cohort75
Respondents36
Response Rate48%

Description of Survey Respondents


Demographics



About the Respondents



Region respondents were living in at the time of the survey



Summary of Survey Results: 2021-2025

Trades Training Type:
Progressive apprenticeship, Traditional apprenticeship, Trades foundation, and Trades-related vocational programs

Applied filters:
CPC: VCC: Building Manager (Residential);

Cohort	75
Respondents	36
Response Rate	48%

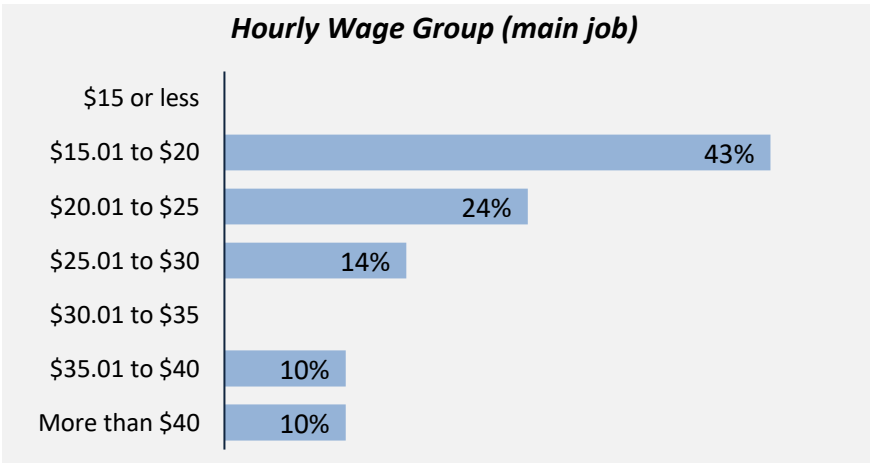
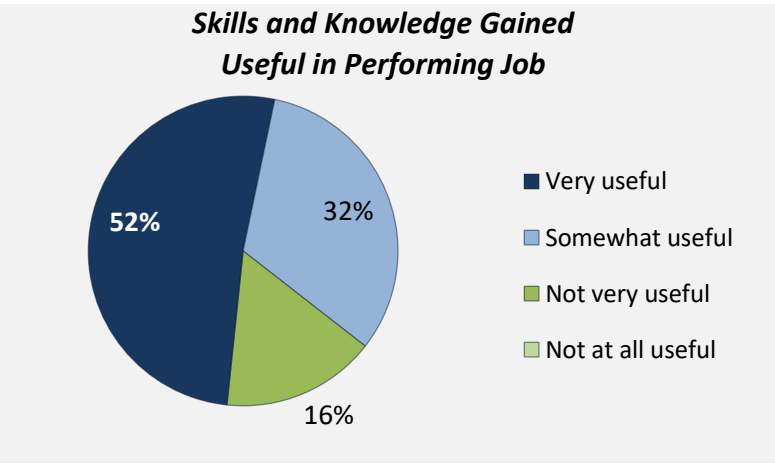
Employment Outcomes

In the labour force	Employment rate	Unemployment rate
94%	86%	3.1%

The "Employment rate" is the number employed as a percentage of all respondents.
The "Unemployment rate" is the number of unemployed as a percentage of respondents in the labour force.

Of those employed: n = 31

Employed full-time	97%	Hourly Wage (median, main job)	Hours Worked (median, main job)
Employed in training-related job	87%	\$22	40
Employed in permanent position	88%		



Top Occupations (5-digit NOC)	# employed	% of those employed
13101: Property administrators	11	35%
65312: Janitors, caretakers and heavy-duty cleaners	8	26%
70012: Facility operation and maintenance managers	2	6%
21120: Public and environmental health and safety professionals	1	3%
70010: Construction managers	1	3%
65310: Light duty cleaners	1	3%
40030: Managers in social, community and correctional services	1	3%
65329: Other service support occupations	1	3%
11201: Professional occupations in business management consulting	1	3%
73201: General building maintenance workers and building superintendents	1	3%
Total of top occupations	28	90%
Total employed	31	

Summary of Survey Results: 2021-2025

Trades Training Type:

*Progressive apprenticeship, Traditional apprenticeship,
Trades foundation, and Trades-related vocational programs*

Applied filters:

CPC: VCC: Building Manager (Residential);

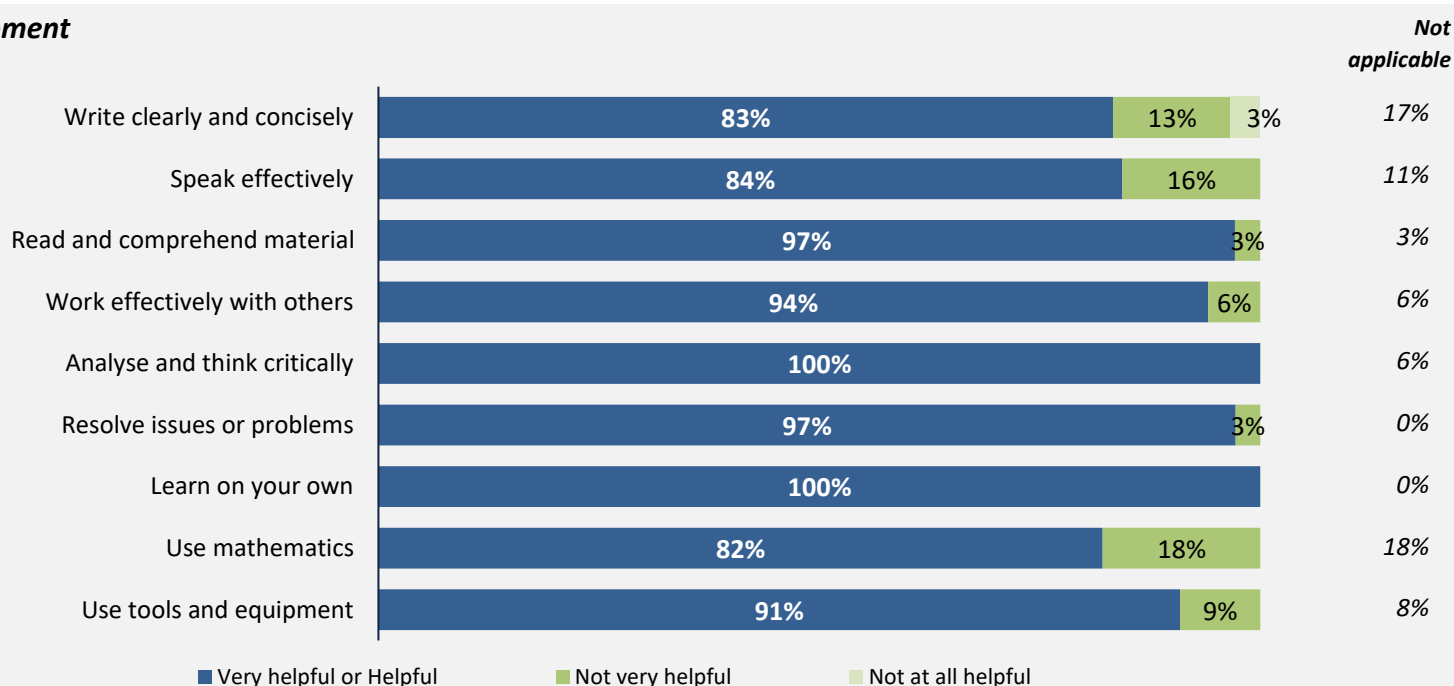
Cohort 75
Respondents 36
Response Rate 48%

Skill Development and Post-Secondary Experience

97%

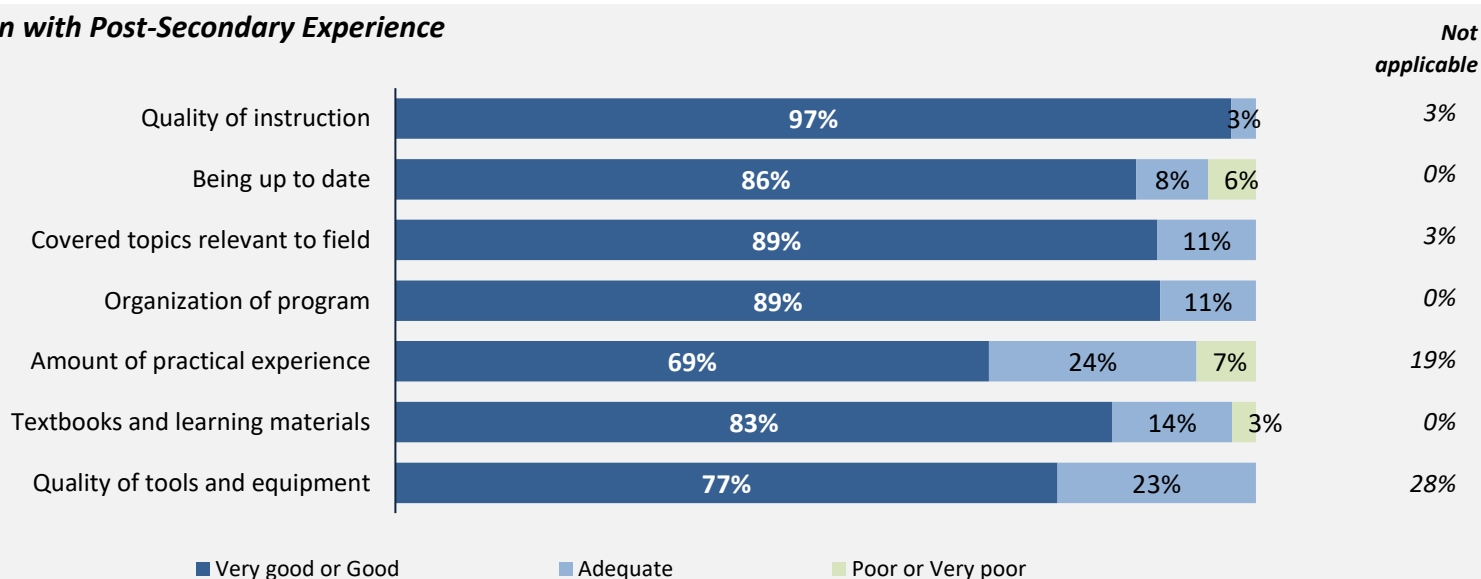
said they were very satisfied or satisfied with the education they received.

Skill Development



Percentages are based on those who gave a valid rating, excluding those who said not applicable.

Satisfaction with Post-Secondary Experience



Percentages are based on those who gave a valid rating, excluding those who said not applicable.

Summary of Survey Results: 2021-2025

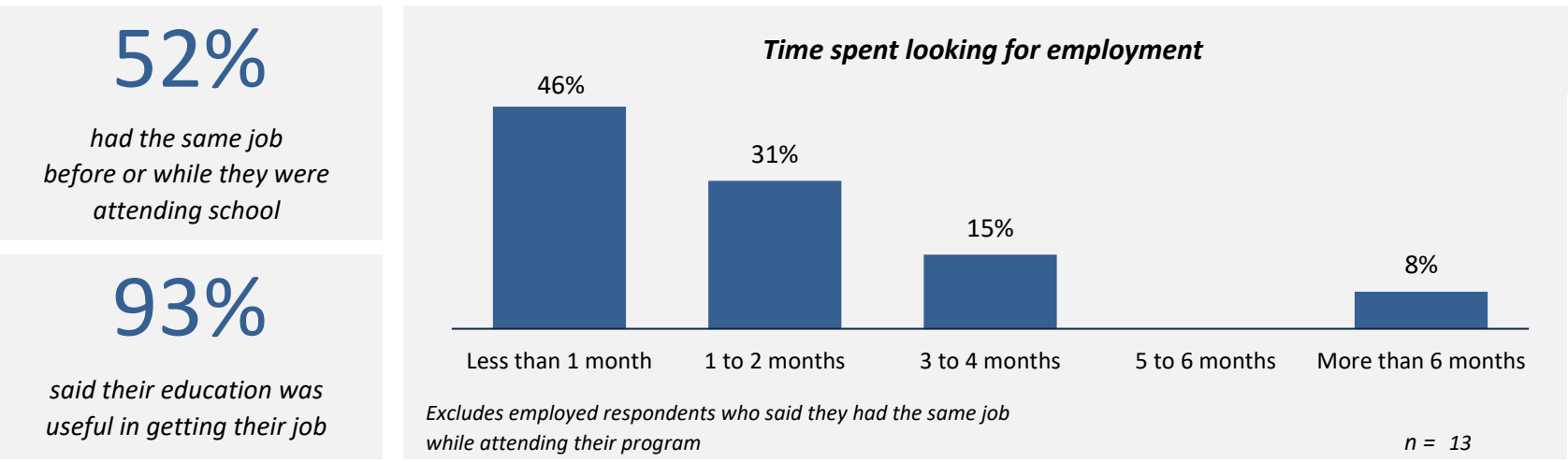
Trades Training Type:
Trades foundation, Trades-related vocational programs

Applied filters:
CPC: VCC: Building Manager (Residential);

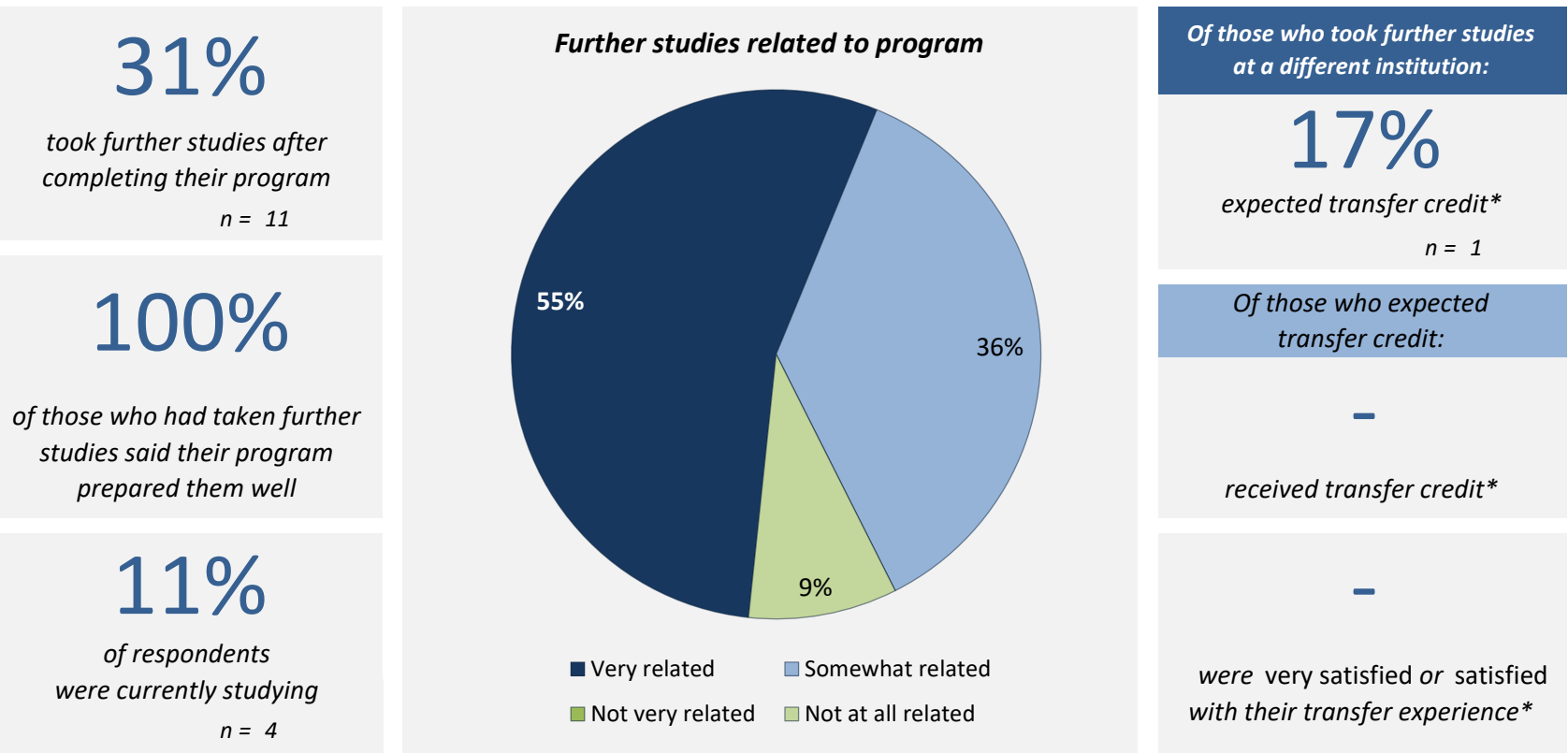
Cohort	75
Respondents	36
Response Rate	48%

Trades foundation & Trades-related vocational programs

Employment After Leaving School



Other Education
Trades-related vocational respondents only, results are shown for the education they took before and after their program.
*Not asked since 2023



Summary of Survey Results: 2021-2025

Trades Training Type:
Trades foundation, Trades-related vocational programs

Applied filters:
CPC: VCC: Building Manager (Residential);

Cohort	75
Respondents	36
Response Rate	48%

