

Diploma, Associate Degree, and Certificate Student Outcomes

Summary of Survey Results: 2021 to 2025



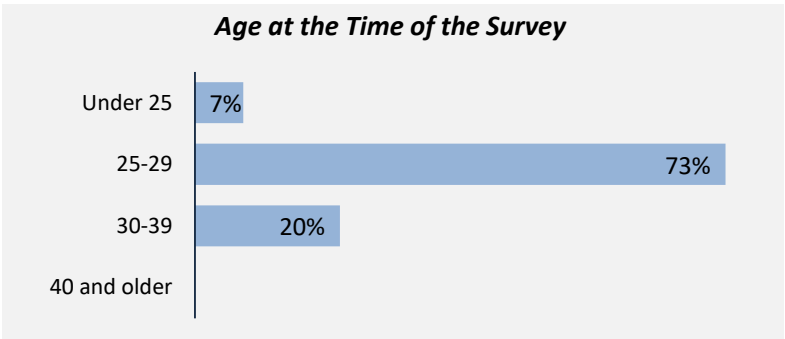
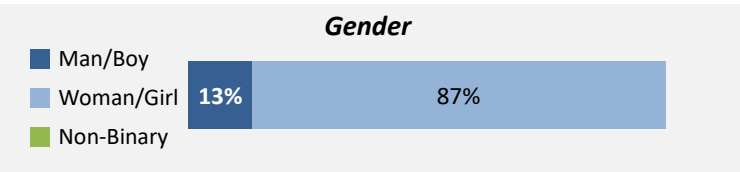
Applied filters:

CPC: VCC: Business Management Post-Degree Diploma;

Cohort	62
Respondents	15
Response Rate	24%

Description of Survey Respondents

Demographics



Indigenous Identity

—

Based on domestic students only.

Median Age

27

Further Education

7%

took further studies after graduating from their program

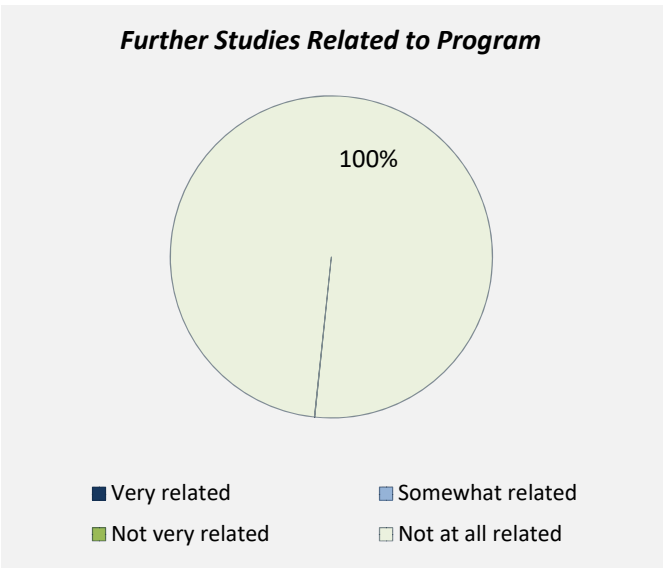
n = 1

100%

of those who had taken further studies said their program prepared them well

7%

of respondents were currently studying



Of those who took further studies at a different institution:

0%

expected transfer credit

n = 0

Of those who expected transfer credit:

—

Received transfer credit

—

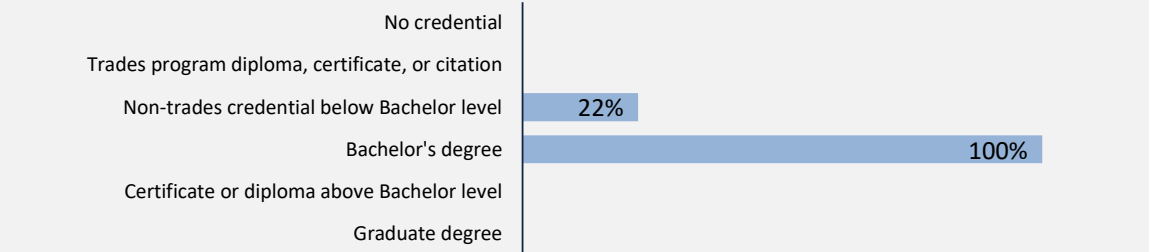
were very satisfied or satisfied with their transfer experience

Past Education

60%

of respondents had taken previous post-secondary education

n = 9



Credentials are based on those who had taken previous post-secondary education. Respondents could report more than one type of post-secondary credential.

Respondents were asked if they took ABE or ESL courses during or prior to their studies

Adult Basic Education

0%

English as a Second Language

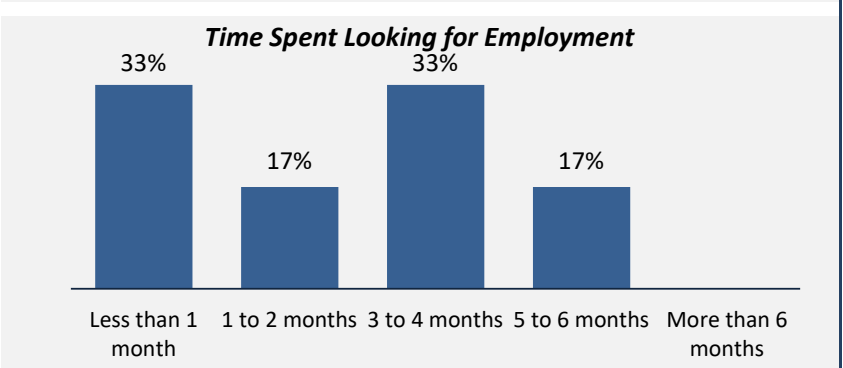
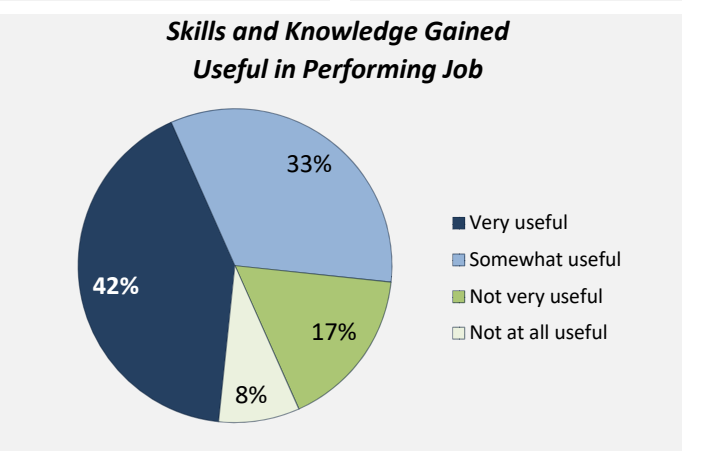
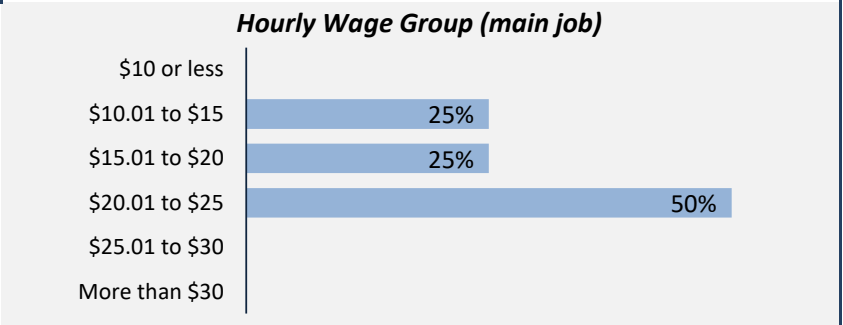
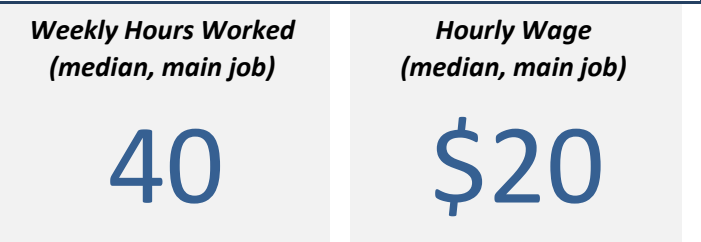
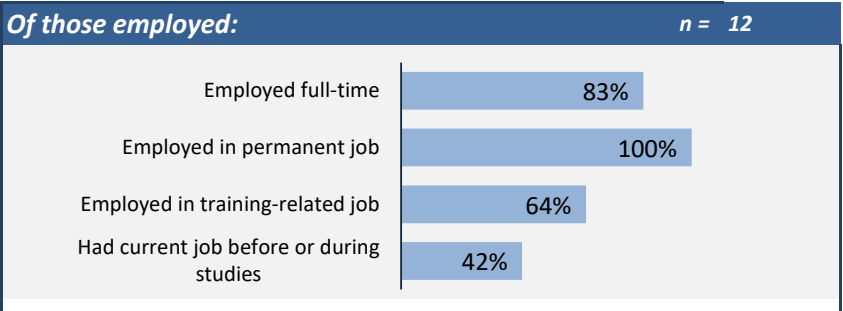
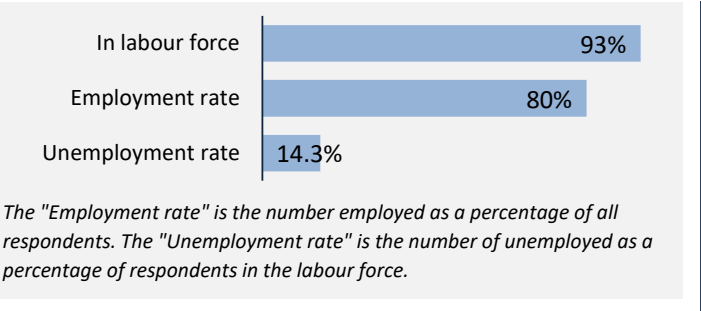
0%

Applied filters:

CPC: VCC: Business Management Post-Degree Diploma;

Cohort	62
Respondents	15
Response Rate	24%

Employment Outcomes



Top Occupations (5-digit NOC)		
	# Employed	% of those employed
65100: Cashiers	3	25%
65329: Other service support occupations	1	8%
XXXXX: Unclassified occupations	1	8%
12200: Accounting technicians and bookkeepers	1	8%
65201: Food counter attendants, kitchen helpers and related support occupations	1	8%
13110: Administrative assistants	1	8%
72024: Supervisors, motor transport and other ground transit operators	1	8%
62020: Food service supervisors	1	8%
10019: Other administrative services managers	1	8%
64400: Customer services representatives - financial institutions	1	8%
Total of top occupations	12	100%
Total employed	12	

Applied filters:

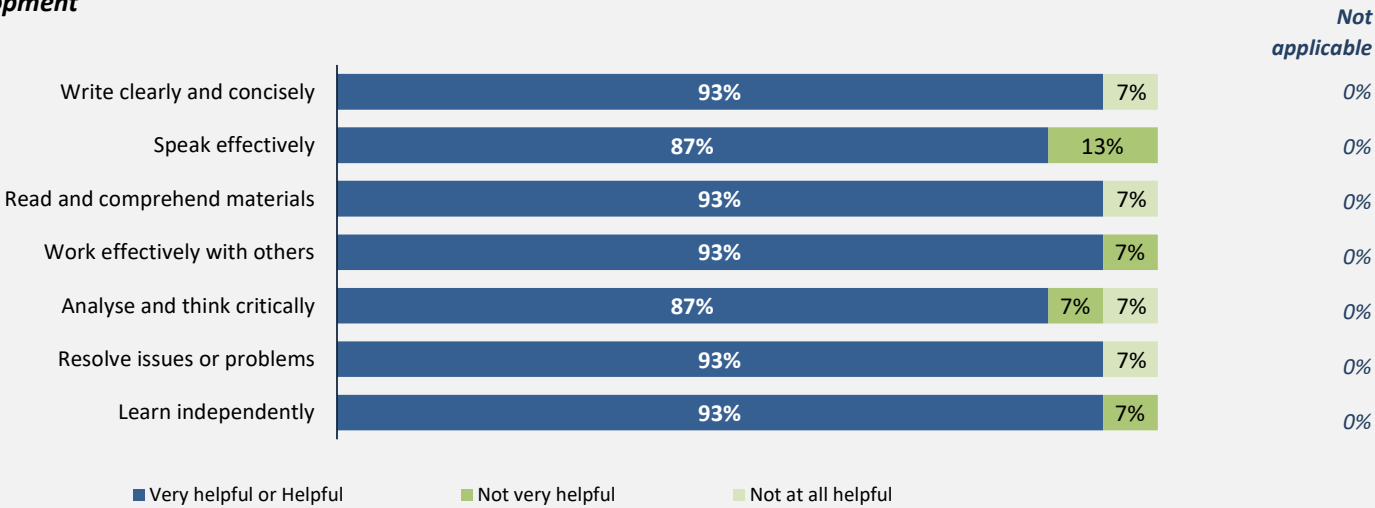
CPC: VCC: Business Management Post-Degree Diploma;

Cohort	62
Respondents	15
Response Rate	24%

Skill Development and Post-Secondary Experience

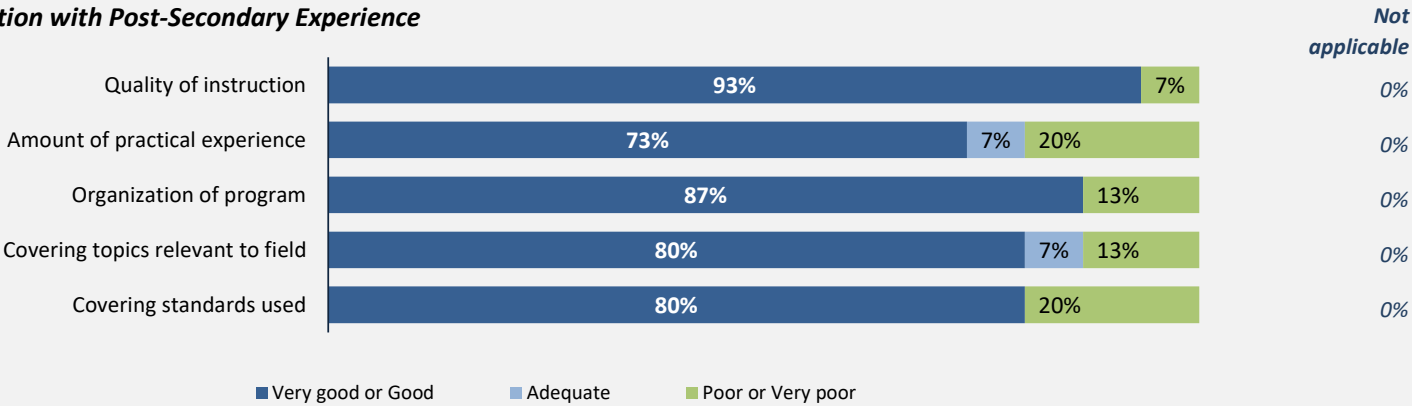
87% said they were very satisfied or satisfied with the education they received.

Skill Development



Percentages are based on those who gave a valid rating, excluding those who said Not applicable.

Satisfaction with Post-Secondary Experience



Percentages are based on those who gave a valid rating, excluding those who said Not applicable.