

Applied filters:

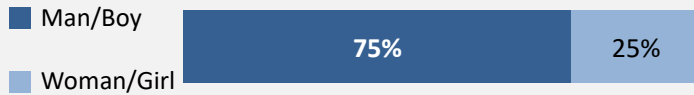
CPC: VCC: Computer Aided Drafting (CAD) and 3D Building Information Modelling (BIM) Technician;

Cohort	102
Respondents	44
Response Rate	43%

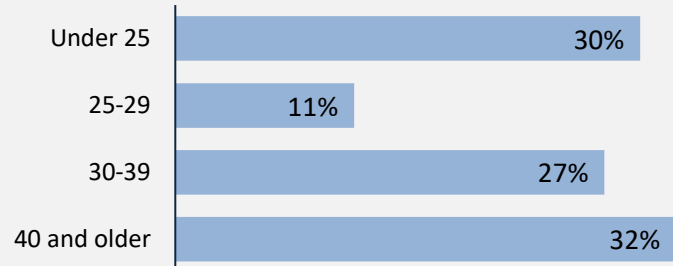
Description of Survey Respondents

Demographics

Gender



Age at the Time of the Survey



Indigenous Identity

5%

Based on domestic students only.

Median Age

37

Further Education

0%

took further studies after graduating from their program

n = -


-

of those who had taken further studies said their program prepared them well

0%

of respondents were currently studying

Further Studies Related to Program



Of those who took further studies at a different institution:

-

expected transfer credit
n = -

Of those who expected transfer credit:

-

Received transfer credit

-

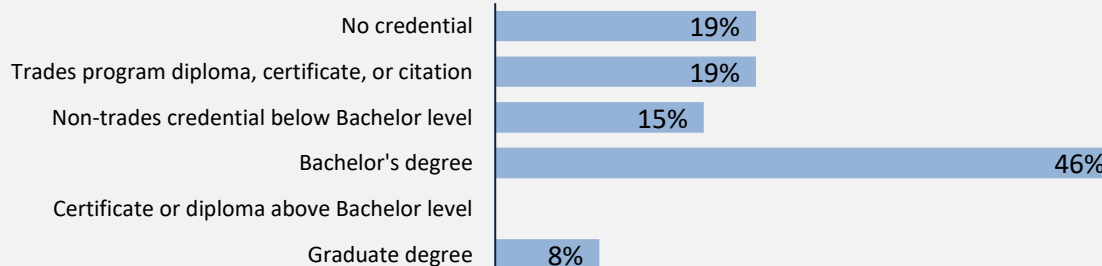
were very satisfied or satisfied with their transfer experience

Past Education

64%

of respondents had taken previous post-secondary education

n = 28



Credentials are based on those who had taken previous post-secondary education. Respondents could report more than one type of post-secondary credential.

Respondents were asked if they took ABE or ESL courses during or prior to their studies

Adult Basic Education

7%

English as a Second Language

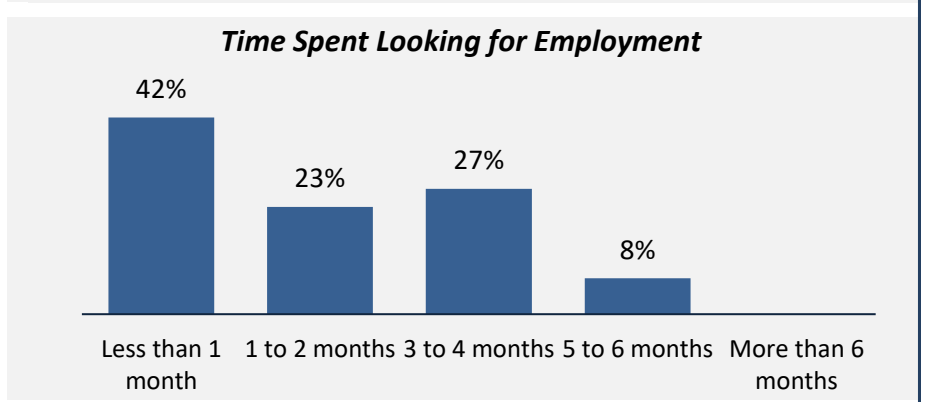
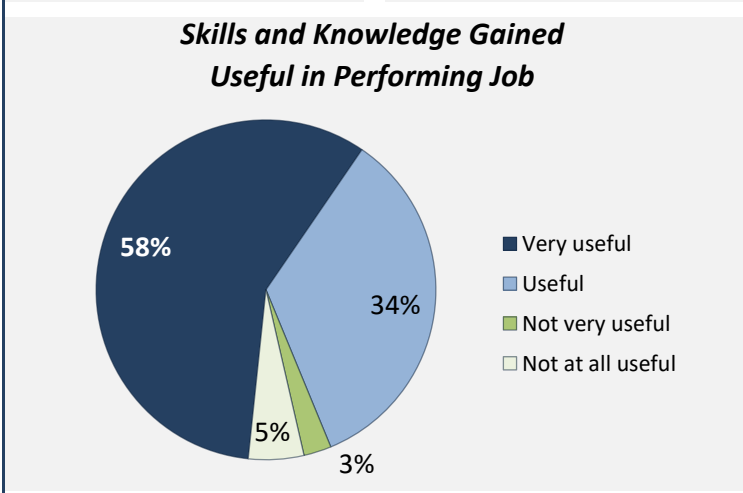
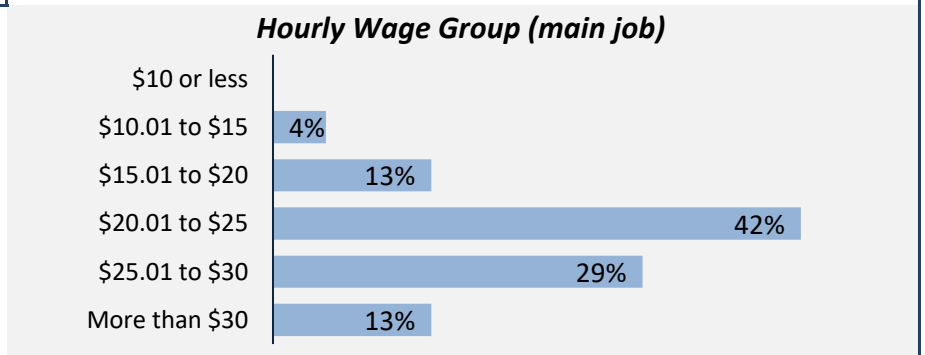
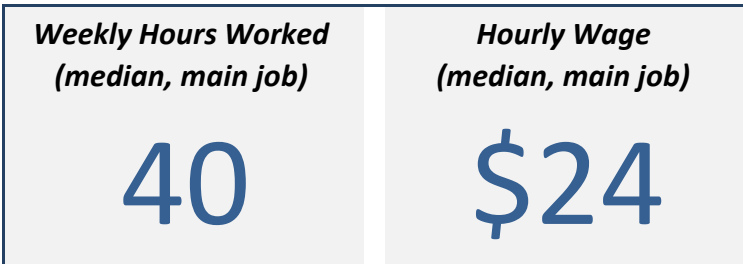
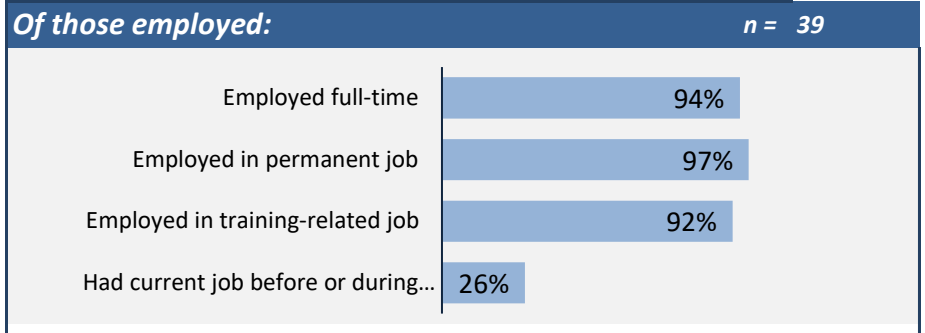
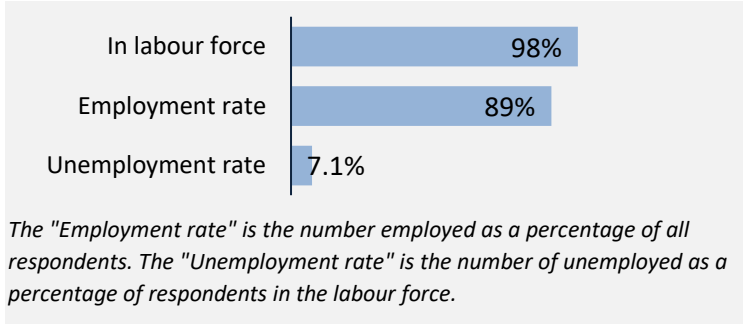
15%

Applied filters:

CPC: VCC: Computer Aided Drafting (CAD) and 3D Building Information Modelling (BIM) Technician;

Cohort	102
Respondents	44
Response Rate	43%

Employment Outcomes



Top Occupations (5-digit NOC)

	# Employed	% of those employed
22212: Drafting technologists and technicians	25	64%
22210: Architectural technologists and technicians	3	8%
XXXXX: Unclassified occupations	2	5%
22301: Mechanical engineering technologists and technicians	2	5%
22300: Civil engineering technologists and technicians	1	3%
72100: Machinists and machining and tooling inspectors	1	3%
63100: Insurance agents and brokers	1	3%
13110: Administrative assistants	1	3%
21301: Mechanical engineers	1	3%
52111: Graphic arts technicians	1	3%
Total of top occupations	38	97%
Total employed	39	

Applied filters:

CPC: VCC: Computer Aided Drafting (CAD) and 3D Building Information Modelling (BIM) Technician;

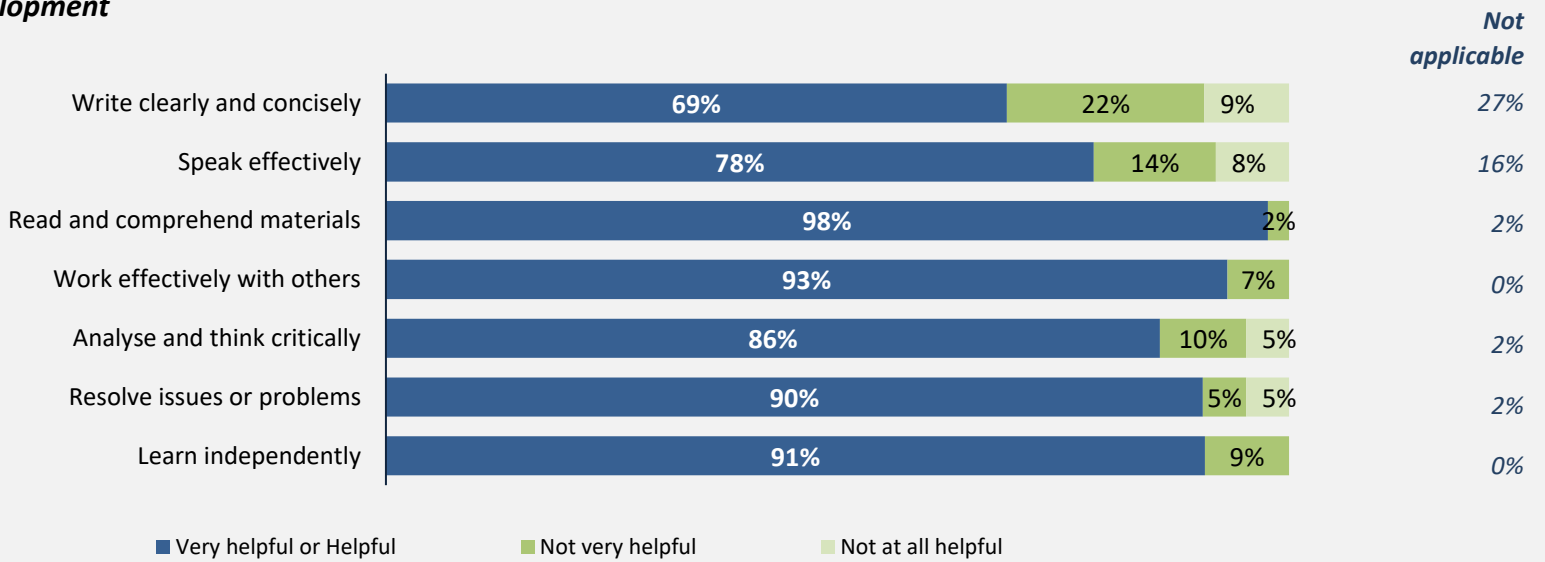
Cohort	102
Respondents	44
Response Rate	43%

Skill Development and Post-Secondary Experience

91%

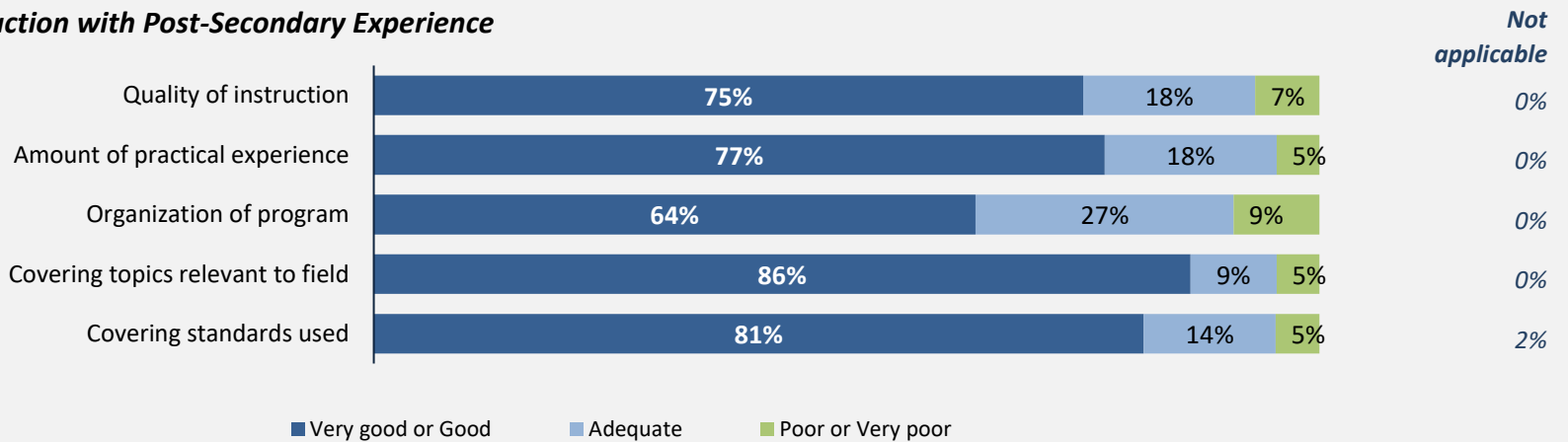
said they were very satisfied or satisfied with the education they received.

Skill Development



Percentages are based on those who gave a valid rating, excluding those who said Not applicable.

Satisfaction with Post-Secondary Experience



Percentages are based on those who gave a valid rating, excluding those who said Not applicable.