

Diploma, Associate Degree, and Certificate Student Outcomes  
Summary of Survey Results: 2021 to 2025




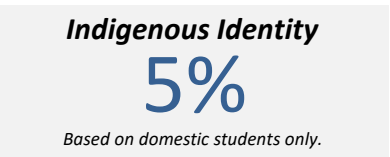
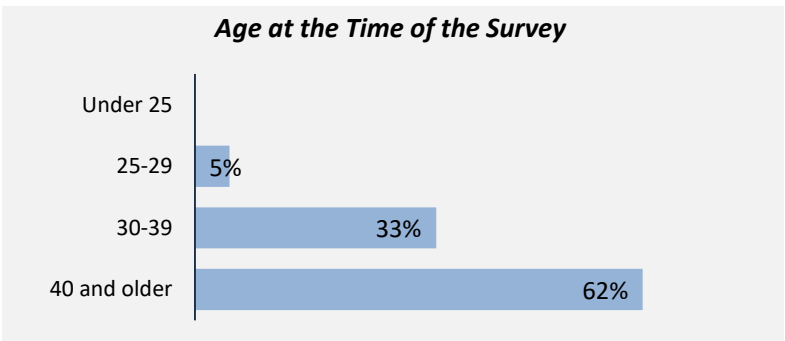
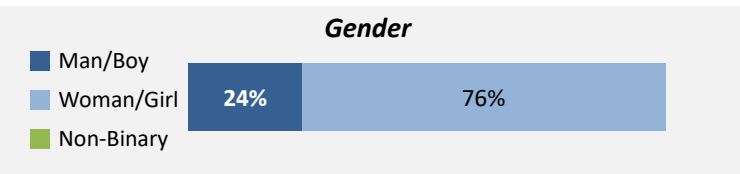
Applied filters:

CPC: VCC: Community Counselling Skills;

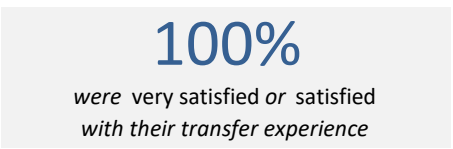
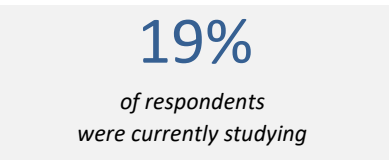
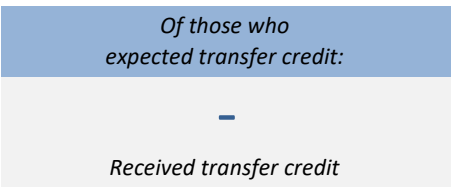
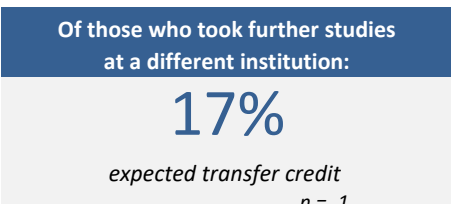
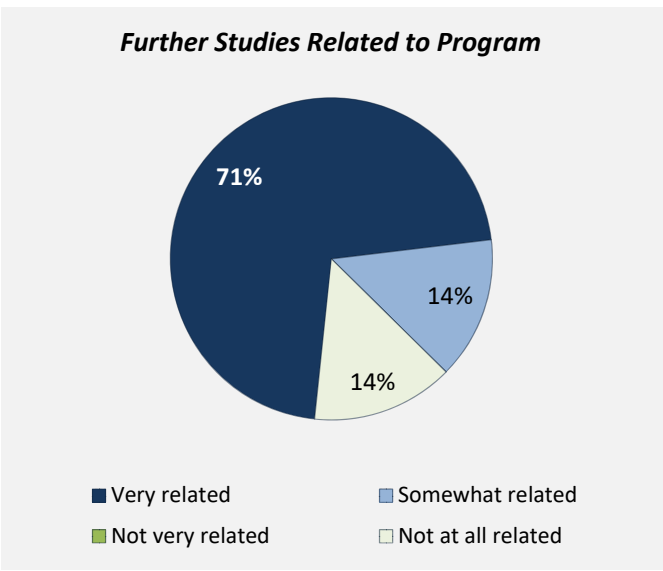
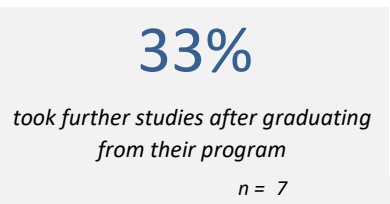
Cohort	36
Respondents	21
Response Rate	58%

Description of Survey Respondents

Demographics




Further Education



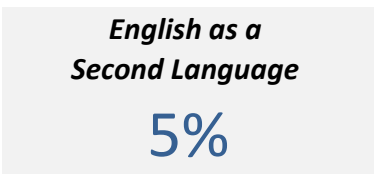
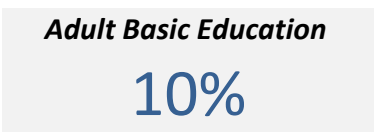
Past Education



Respondents were asked if they took ABE or ESL courses during or prior to their studies



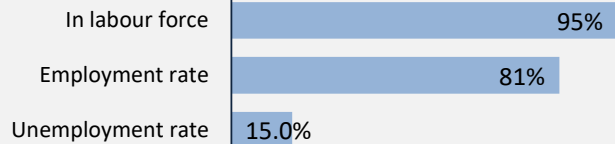
Credentials are based on those who had taken previous post-secondary education.  
Respondents could report more than one type of post-secondary credential.



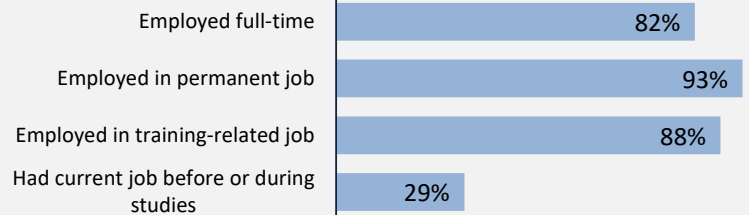
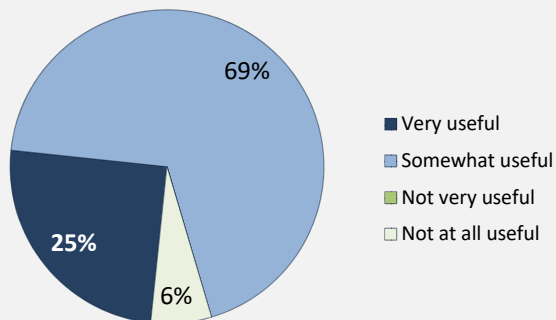
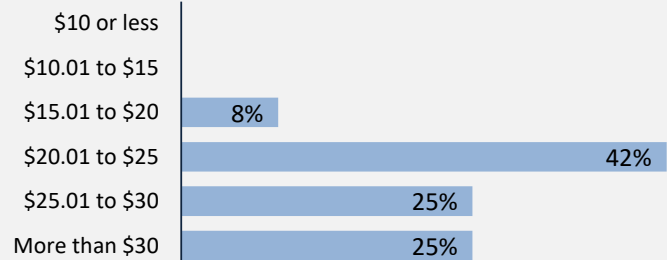
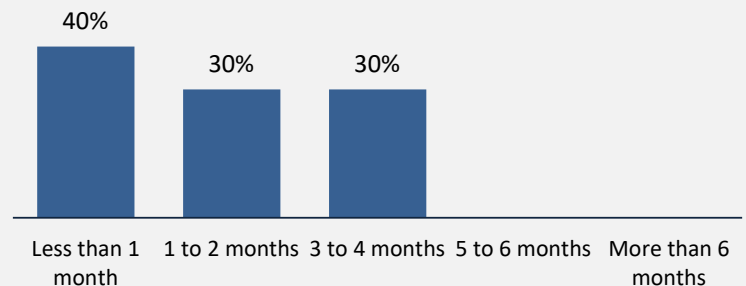
**Applied filters:**

CPC: VCC: Community Counselling Skills;

<b>Cohort</b>	<b>36</b>
<b>Respondents</b>	<b>21</b>
<b>Response Rate</b>	<b>58%</b>

**Employment Outcomes**

The "Employment rate" is the number employed as a percentage of all respondents. The "Unemployment rate" is the number of unemployed as a percentage of respondents in the labour force.

**Of those employed:***n* = 17**Weekly Hours Worked  
(median, main job)****35****Hourly Wage  
(median, main job)****\$26****Skills and Knowledge Gained  
Useful in Performing Job****Hourly Wage Group (main job)****Time Spent Looking for Employment****Top Occupations (5-digit NOC)**

	# Employed	% of those employed
42201: Social and community service workers	10	59%
41301: Therapists in counselling and related specialized therapies	1	6%
XXXXX: Unclassified occupations	1	6%
13110: Administrative assistants	1	6%
41321: Career development practitioners and career counsellors (except education)	1	6%
13111: Legal administrative assistants	1	6%
13100: Administrative officers	1	6%
31204: Kinesiologists and other professional occupations in therapy and assessment	1	6%
<b>Total of top occupations</b>	<b>17</b>	<b>100%</b>
<b>Total employed</b>	<b>17</b>	

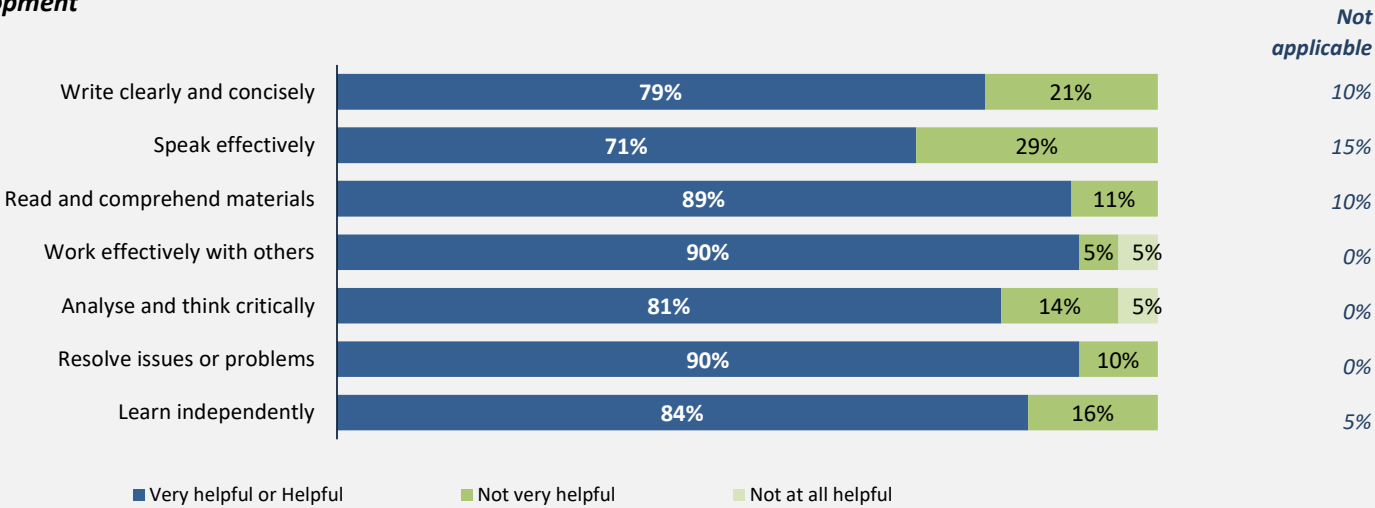
Applied filters:  
CPC: VCC: Community Counselling Skills;

Cohort	36
Respondents	21
Response Rate	58%

Skill Development and Post-Secondary Experience

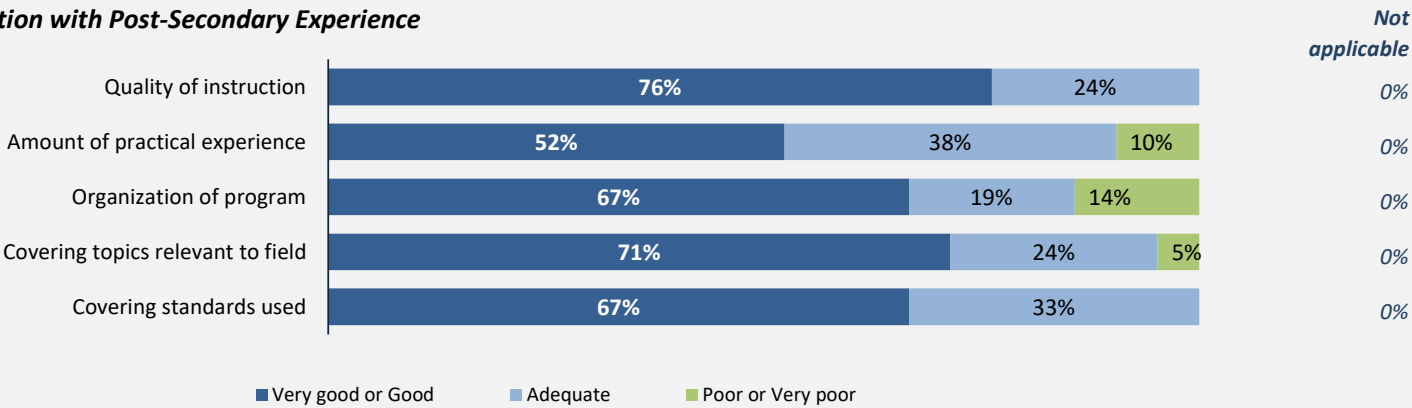
95% said they were very satisfied or satisfied with the education they received.

Skill Development



Percentages are based on those who gave a valid rating, excluding those who said Not applicable.

Satisfaction with Post-Secondary Experience



Percentages are based on those who gave a valid rating, excluding those who said Not applicable.