

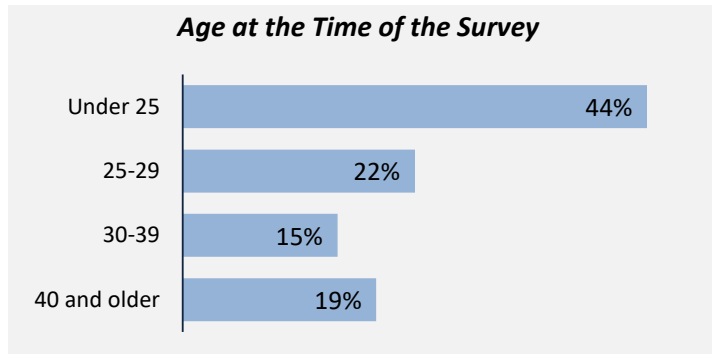
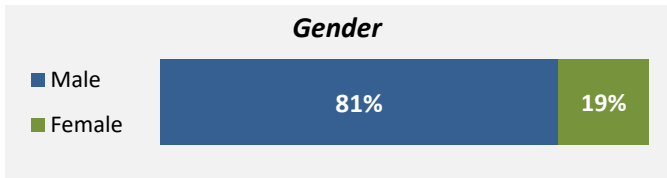
**Applied filters:**

CPC: VCC: Computer Aided Drafting (CAD) and 3D Building Information Modelling (BIM) Technician;

<b>Cohort</b>	<b>60</b>
<b>Respondents</b>	<b>27</b>
<b>Response Rate</b>	<b>45%</b>

**Description of Survey Respondents**

**Demographics**



**Aboriginal Identity**  
**5%**  
 Based on domestic students only.


**Median Age**  
**25**

**Further Education**

**0%**  
 took further studies after graduating from their program  
 n = 0

—  
 of those who had taken further studies said their program prepared them well

**0%**  
 of respondents were currently studying



**Of those who took further studies at a different institution:**

—  
 expected transfer credit  
 n = -

**Of those who expected transfer credit:**

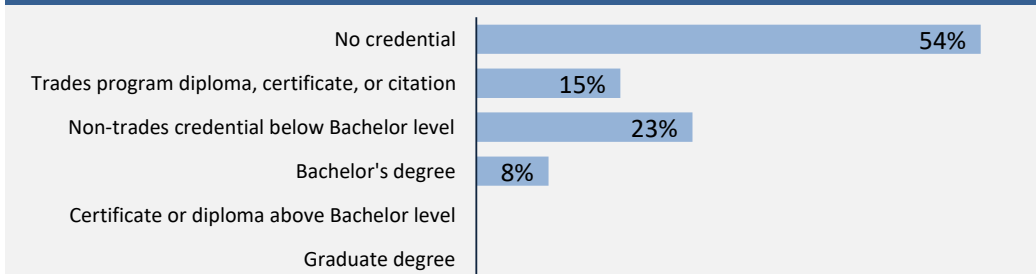
—  
 Received transfer credit

—  
 were very satisfied or satisfied with their transfer experience

**Past Education**

**56%** of respondents had taken previous post-secondary education  
 n = 15

Respondents were asked if they took ABE or ESL courses during or prior to their studies



**Adult Basic Education**  
**12%**

**English as a Second Language**  
**0%**

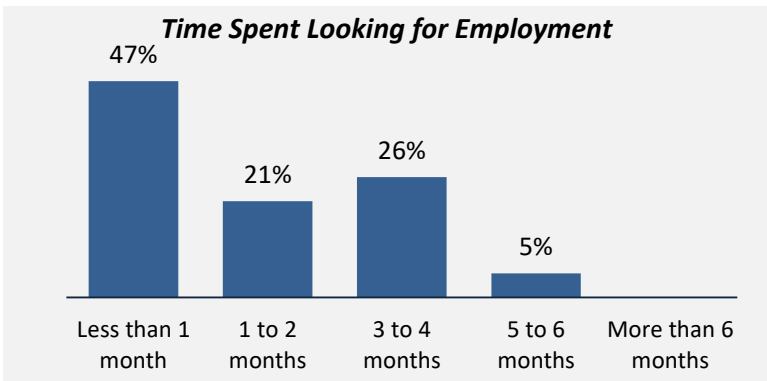
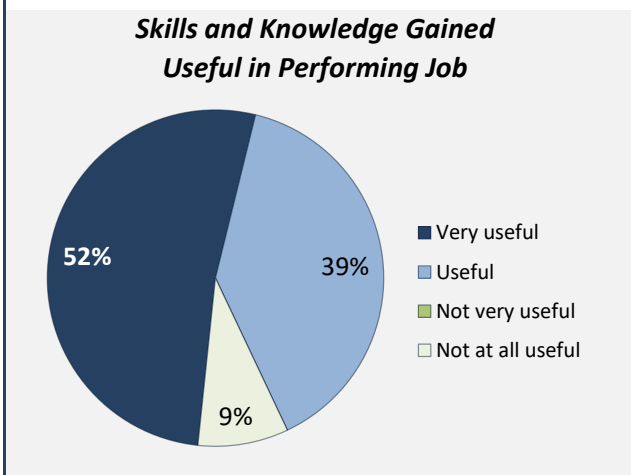
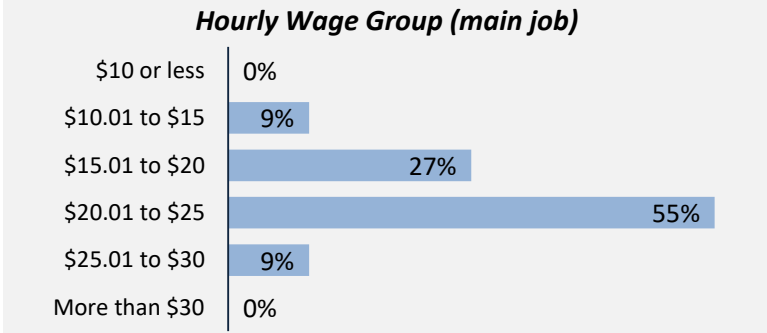
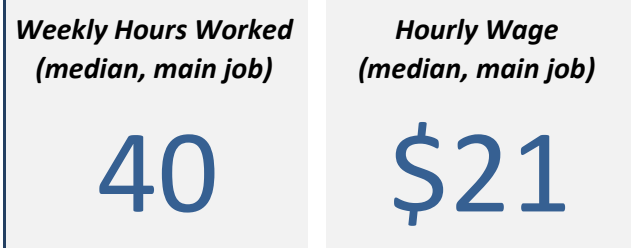
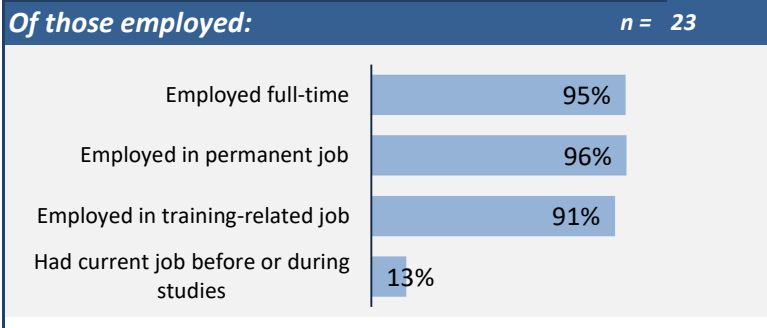
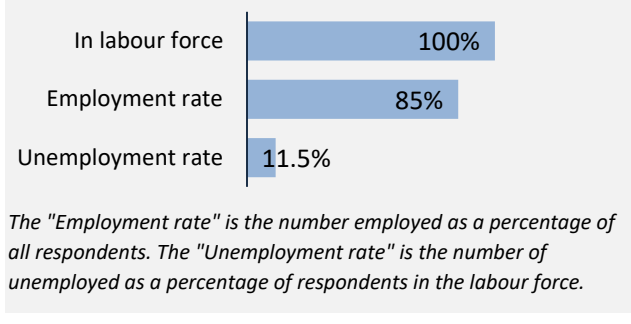
Credentials are based on those who had taken previous post-secondary education. Respondents could report more than one type of post-secondary credential.

**Applied filters:**

CPC: VCC: Computer Aided Drafting (CAD) and 3D Building Information Modelling (BIM) Technician;

<b>Cohort</b>	<b>60</b>
<b>Respondents</b>	<b>27</b>
<b>Response Rate</b>	<b>45%</b>

## Employment Outcomes



**Top Occupations (4-digit NOC)**

	# Employed	% of those employed
2253: Drafting technologists and technicians	15	65%
2251: Architectural technologists and technicians	2	9%
6231: Insurance agents and brokers	1	4%
2232: Mechanical engineering technologists and technicians	1	4%
7231: Machinists and machining and tooling inspectors	1	4%
XXXX: Unclassified occupations	1	4%
2132: Mechanical engineers	1	4%
5223: Graphic arts technicians	1	4%
<b>Total of top occupations</b>	<b>23</b>	<b>100%</b>
<b>Total employed</b>	<b>23</b>	

**Applied filters:**

CPC: VCC: Computer Aided Drafting (CAD) and 3D Building Information Modelling (BIM) Technician;

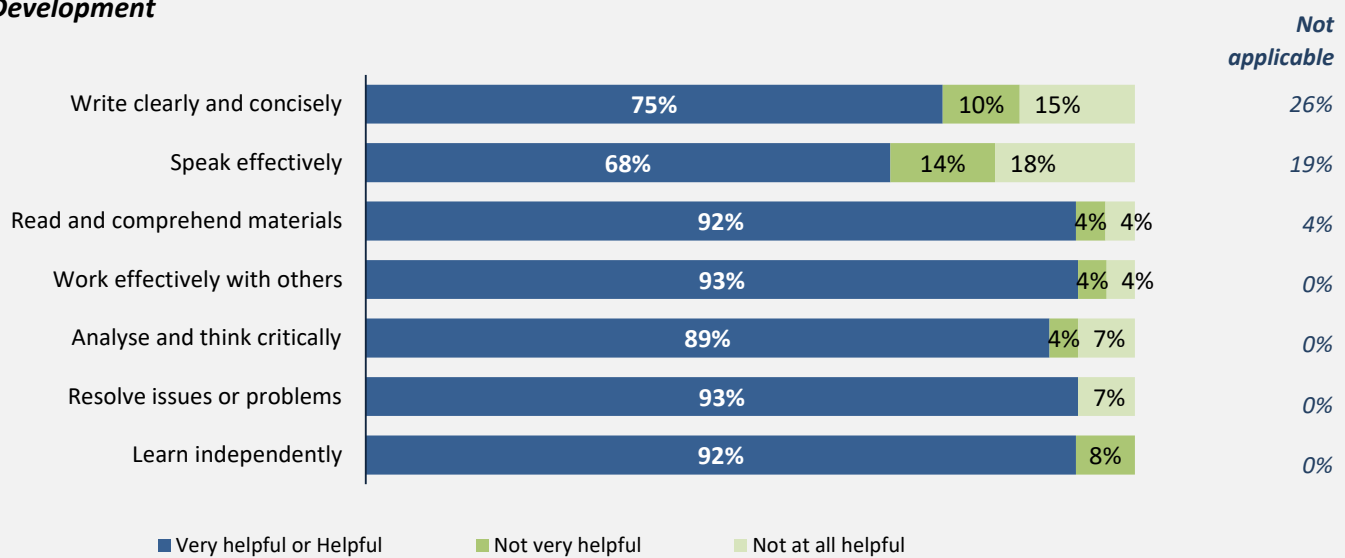
<b>Cohort</b>	<b>60</b>
<b>Respondents</b>	<b>27</b>
<b>Response Rate</b>	<b>45%</b>

## Skill Development and Post-Secondary Experience

**93%**

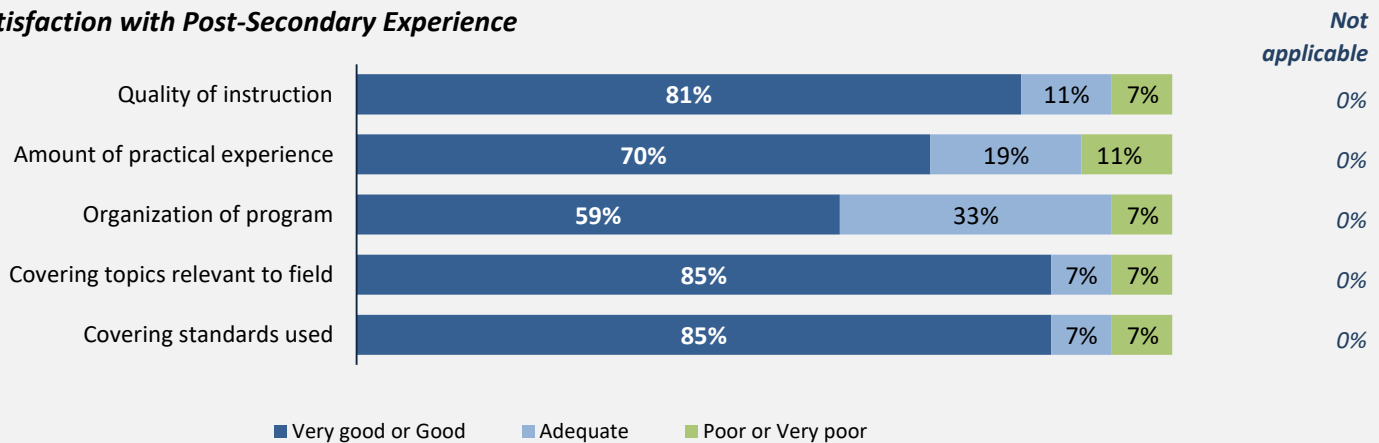
said they were very satisfied or satisfied with the education they received.

### Skill Development



Percentages are based on those who gave a valid rating, excluding those who said Not applicable.

### Satisfaction with Post-Secondary Experience



Percentages are based on those who gave a valid rating, excluding those who said Not applicable.