

Summary of Survey Results: 2021-2025

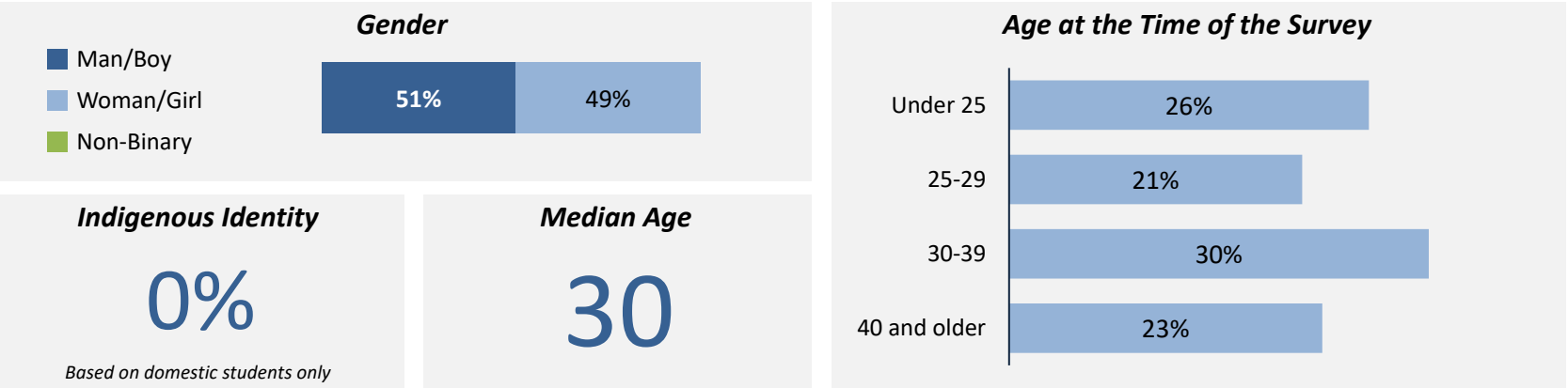
Trades Training Type:
Progressive apprenticeship, Traditional apprenticeship, Trades foundation, and Trades-related vocational programs

Applied filters:
CPC: VCC: Culinary Arts;

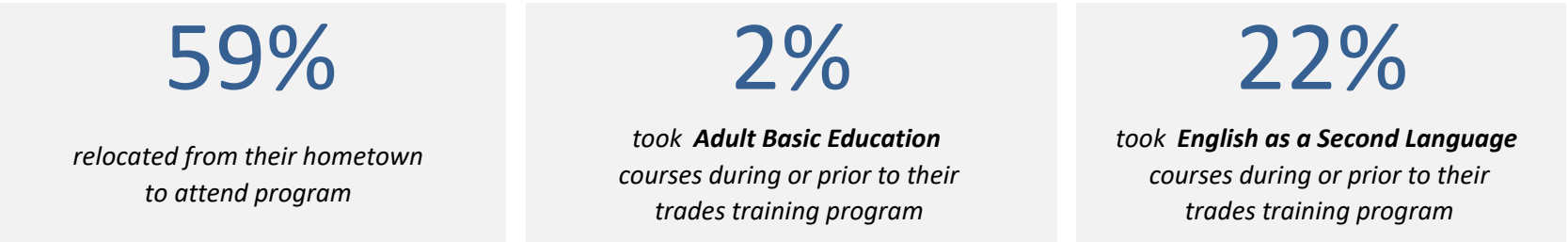
Cohort	564
Respondents	208
Response Rate	37%

Description of Survey Respondents

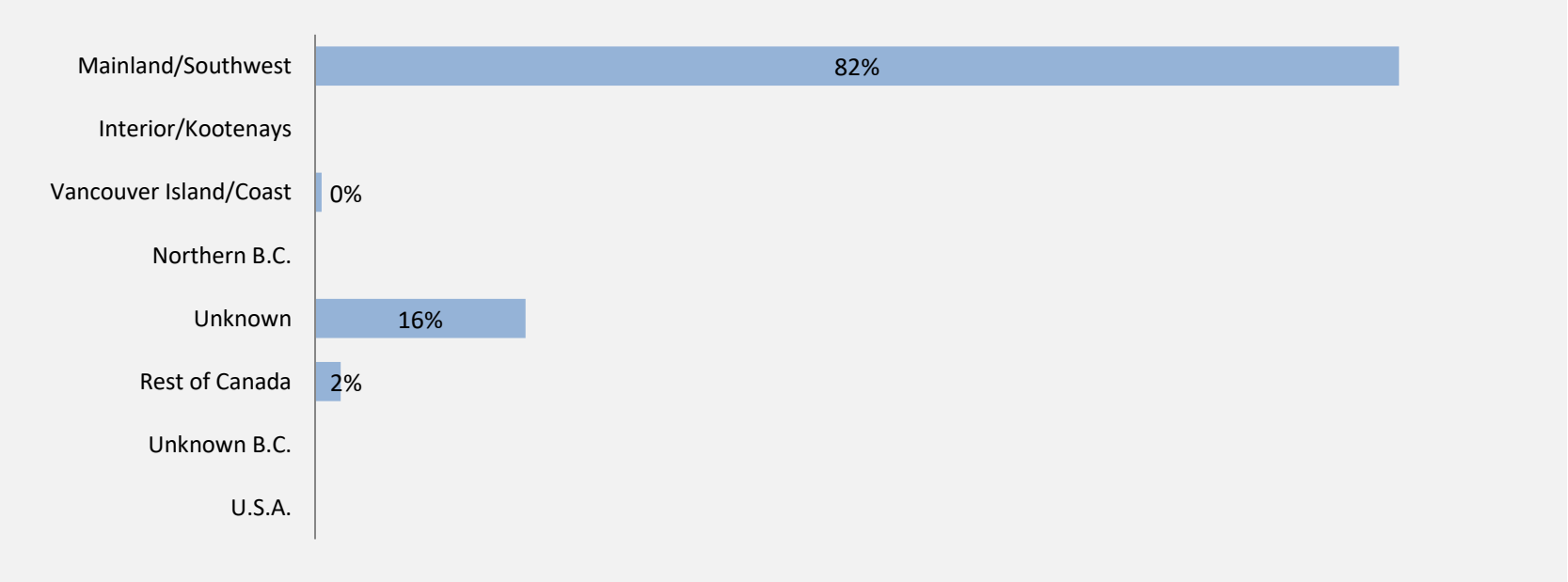
Demographics



About the Respondents



Region respondents were living in at the time of the survey



Summary of Survey Results: 2021-2025

Trades Training Type:
Progressive apprenticeship, Traditional apprenticeship, Trades foundation, and Trades-related vocational programs

Applied filters:
CPC: VCC: Culinary Arts;

Cohort	564
Respondents	208
Response Rate	37%

Employment Outcomes

In the labour force

98%

Employment rate

87%

Unemployment rate

8.8%

The "Employment rate" is the number employed as a percentage of all respondents.
The "Unemployment rate" is the number of unemployed as a percentage of respondents in the labour force.

Of those employed:

n = 177

Employed full-time

95%

Employed in training-related job

82%

Employed in permanent position

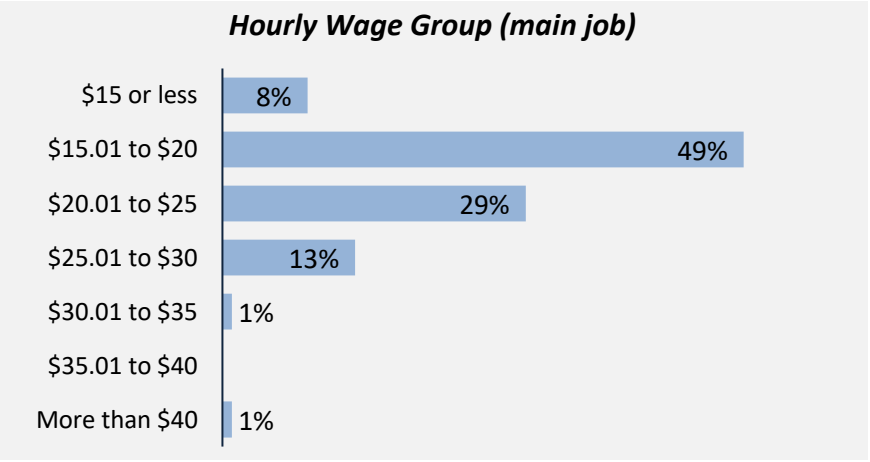
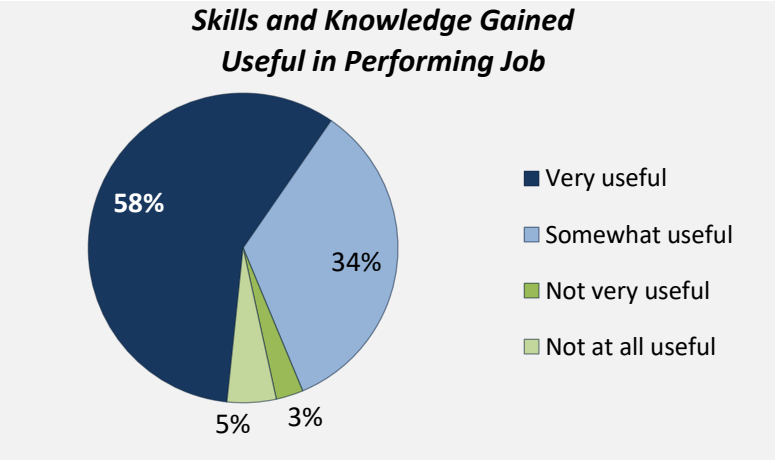
80%

Hourly Wage
(median, main job)

\$20

Hours Worked
(median, main job)

40



Top Occupations (5-digit NOC)	# employed	% of those employed
63200: Cooks	100	56%
62200: Chefs	20	11%
XXXXX: Unclassified occupations	19	11%
62020: Food service supervisors	5	3%
63202: Bakers	4	2%
60030: Restaurant and food service managers	3	2%
13110: Administrative assistants	3	2%
65201: Food counter attendants, kitchen helpers and related support occupations	2	1%
65100: Cashiers	2	1%
65200: Food and beverage servers	2	1%
Total of top occupations	160	90%
Total employed	177	

Summary of Survey Results: 2021-2025

Trades Training Type:

Progressive apprenticeship, Traditional apprenticeship, Trades foundation, and Trades-related vocational programs

Applied filters:

CPC: VCC: Culinary Arts;

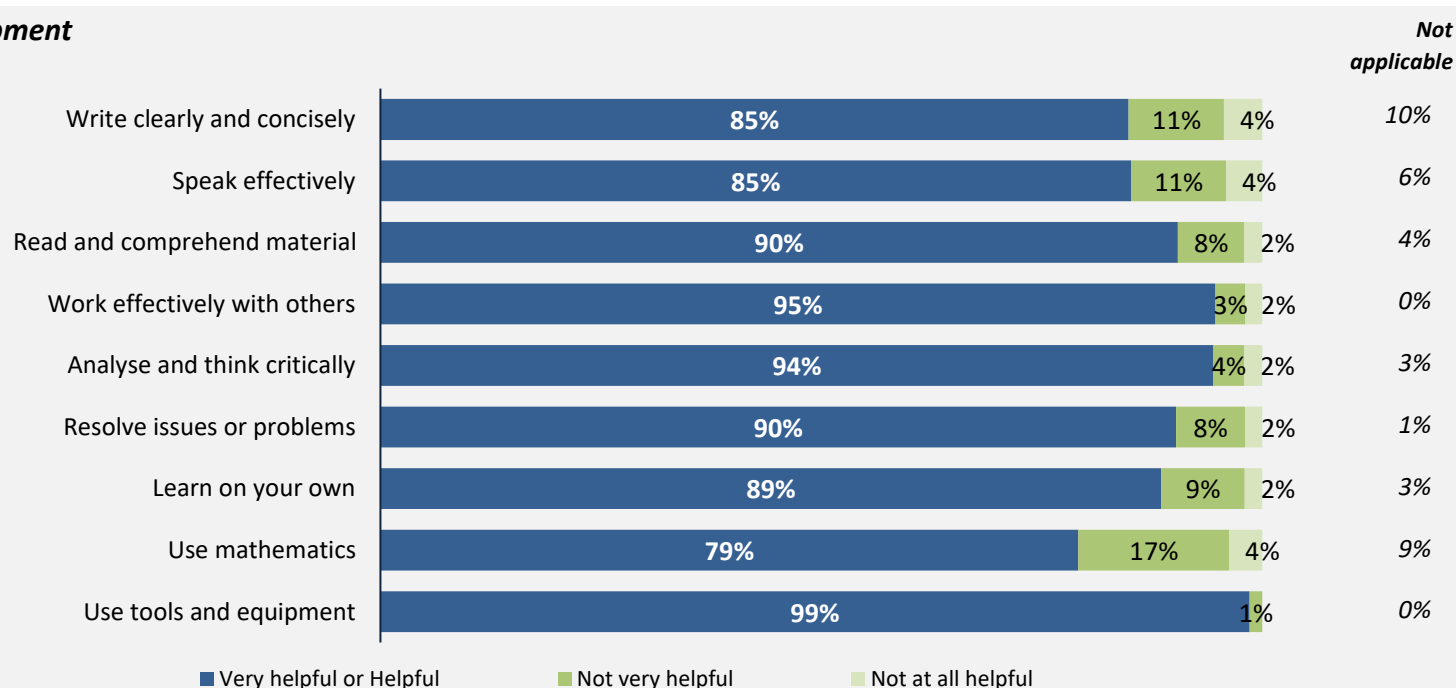
Cohort 564
Respondents 208
Response Rate 37%

Skill Development and Post-Secondary Experience

92%

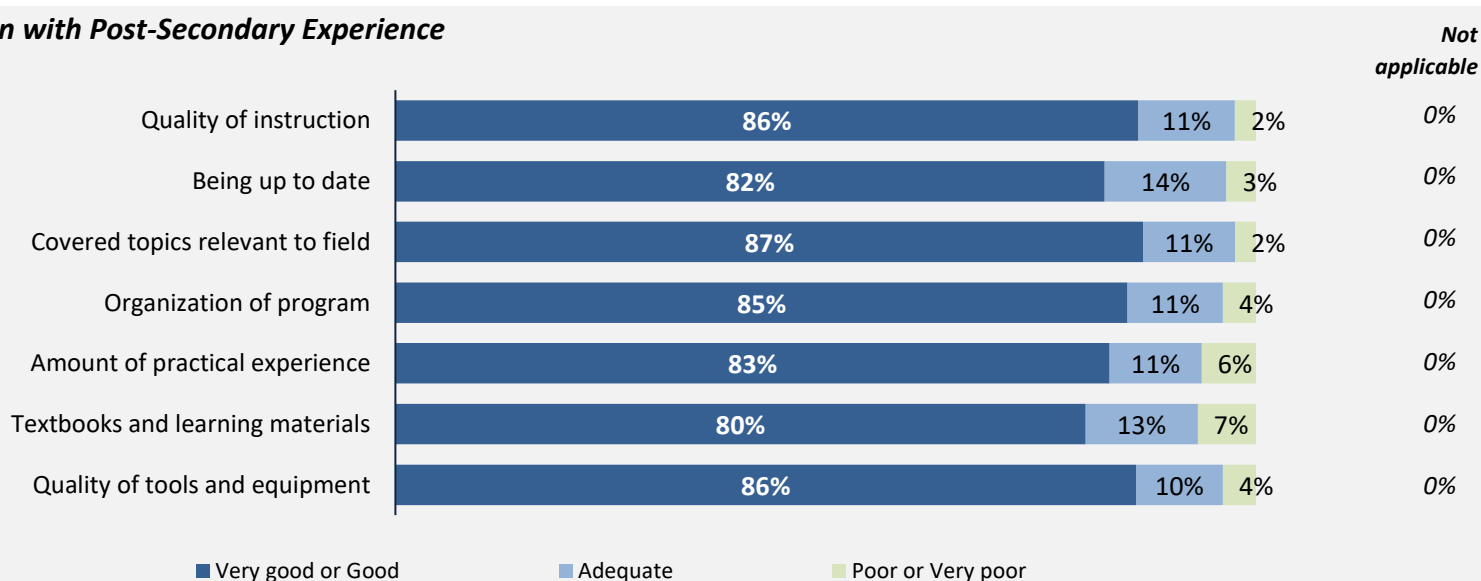
said they were very satisfied or satisfied with the education they received.

Skill Development



Percentages are based on those who gave a valid rating, excluding those who said not applicable.

Satisfaction with Post-Secondary Experience



Percentages are based on those who gave a valid rating, excluding those who said not applicable.

Summary of Survey Results: 2021-2025

Trades Training Type:
Trades foundation, Trades-related vocational programs

Applied filters:
CPC: VCC: Culinary Arts;

Cohort	564
Respondents	208
Response Rate	37%

Trades foundation & Trades-related vocational programs

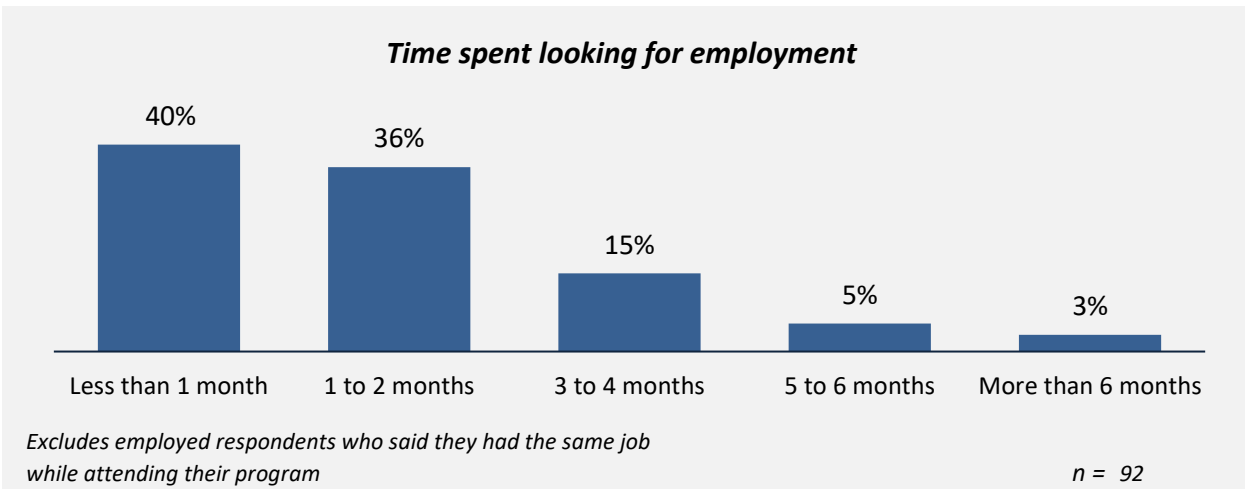
Employment After Leaving School

41%

had the same job
before or while they were
attending school

91%

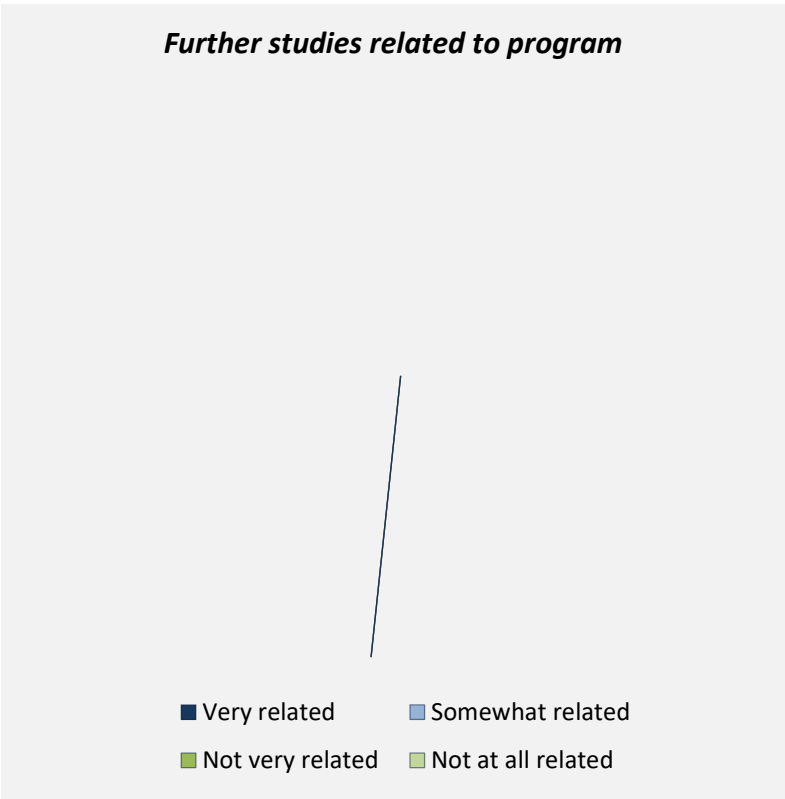
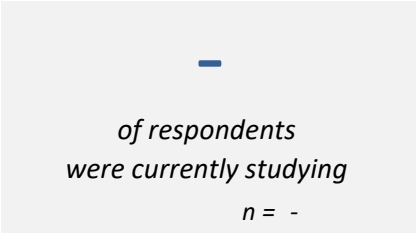
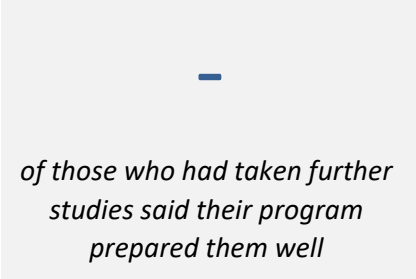
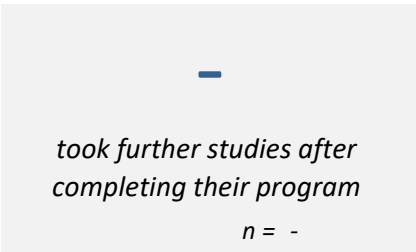
said their education was
useful in getting their job



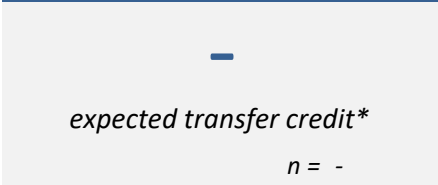
Other Education

Trades-related vocational respondents only, results are shown for the education they took before and after their program.

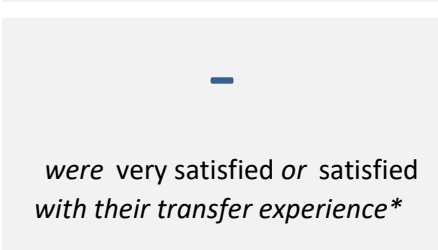
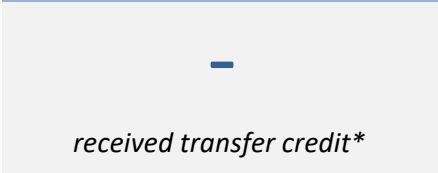
*Not asked since 2023



Of those who took further studies
at a different institution:



Of those who expected
transfer credit:



Summary of Survey Results: 2021-2025

Trades Training Type:
Trades foundation, Trades-related vocational programs

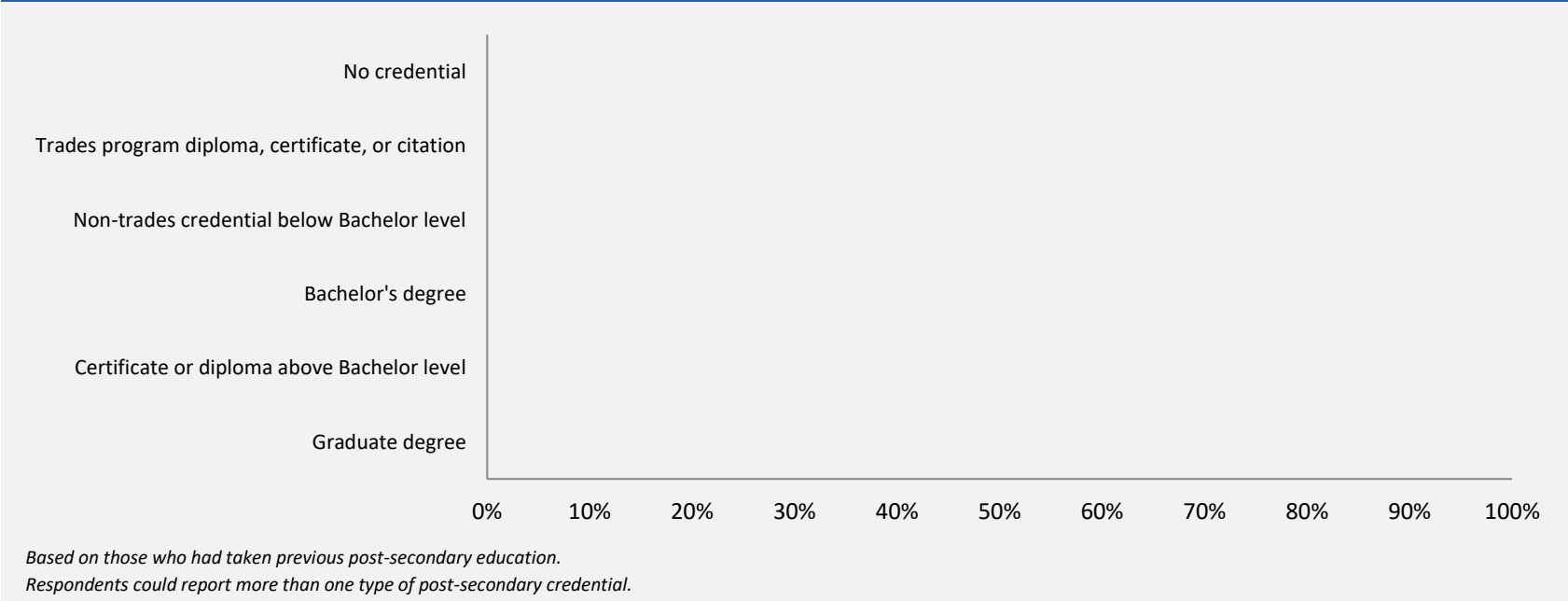
Applied filters:

CPC: VCC: Culinary Arts;

Cohort	564
Respondents	208
Response Rate	37%

had taken previous post-secondary education

n = -



Transition to Apprenticeship

The following results are for Trades foundation respondents only.

n = 188

60%

of Trades foundation respondents tried to get employment as an apprentice after they left their program

86%

of those who tried to get employment as an apprentice were successful

