

Summary of Survey Results: 2020-2024

Trades Training Type:

Progressive apprenticeship, Traditional apprenticeship, Trades foundation, and Trades-related vocational programs

Applied filters:

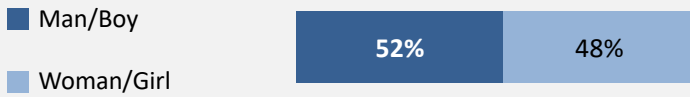
CPC: VCC: Culinary Arts;

Cohort	459
Respondents	173
Response Rate	38%

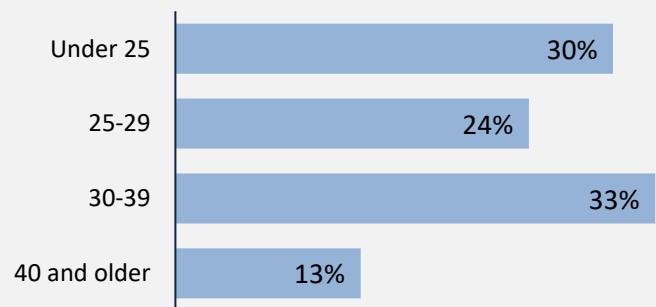
Description of Survey Respondents

Demographics

Gender



Age at the Time of the Survey



Aboriginal Identity

0%

Based on domestic students only

Median Age

28

About the Respondents

56%

relocated from their hometown to attend program


2%

*took **Adult Basic Education** courses during or prior to their trades training program*

24%

*took **English as a Second Language** courses during or prior to their trades training program*

Region respondents were living in at the time of the survey



Summary of Survey Results: 2020-2024

Trades Training Type:

Progressive apprenticeship, Traditional apprenticeship, Trades foundation, and Trades-related vocational programs

Applied filters:

CPC: VCC: Culinary Arts;

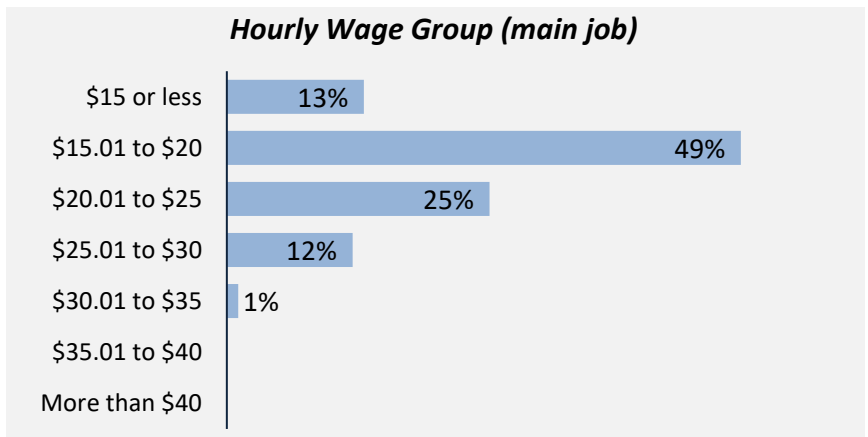
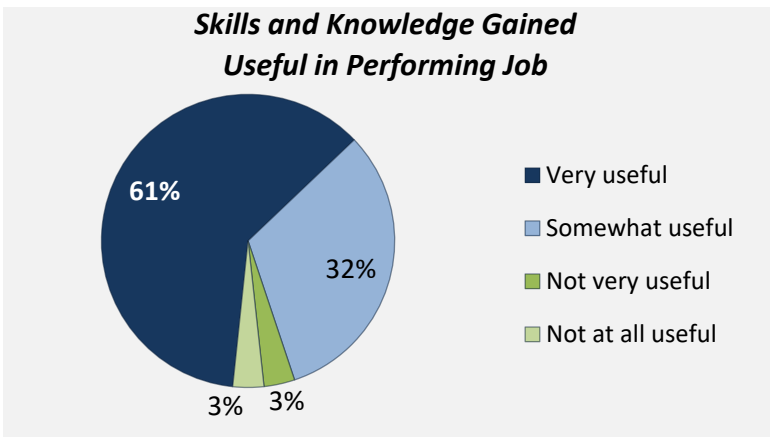
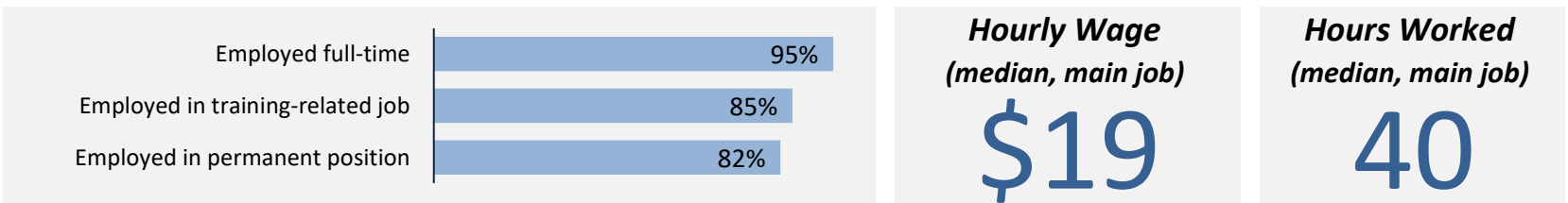
Cohort	459
Respondents	173
Response Rate	38%

Employment Outcomes



The "Employment rate" is the number employed as a percentage of all respondents.
 The "Unemployment rate" is the number of unemployed as a percentage of respondents in the labour force.

Of those employed: n = 149



Top Occupations (5-digit NOC)	# employed	% of those employed
63200: Cooks	91	61%
62200: Chefs	18	12%
XXXXX: Unclassified occupations	12	8%
62020: Food service supervisors	5	3%
63202: Bakers	4	3%
60030: Restaurant and food service managers	3	2%
13110: Administrative assistants	2	1%
11202: Professional occupations in advertising, marketing and public relations	2	1%
64311: Purser and flight attendants	1	1%
72102: Sheet metal workers	1	1%
Total of top occupations	139	93%
Total employed	149	

Summary of Survey Results: 2020-2024

Trades Training Type:

Progressive apprenticeship, Traditional apprenticeship, Trades foundation, and Trades-related vocational programs

Applied filters:

CPC: VCC: Culinary Arts;

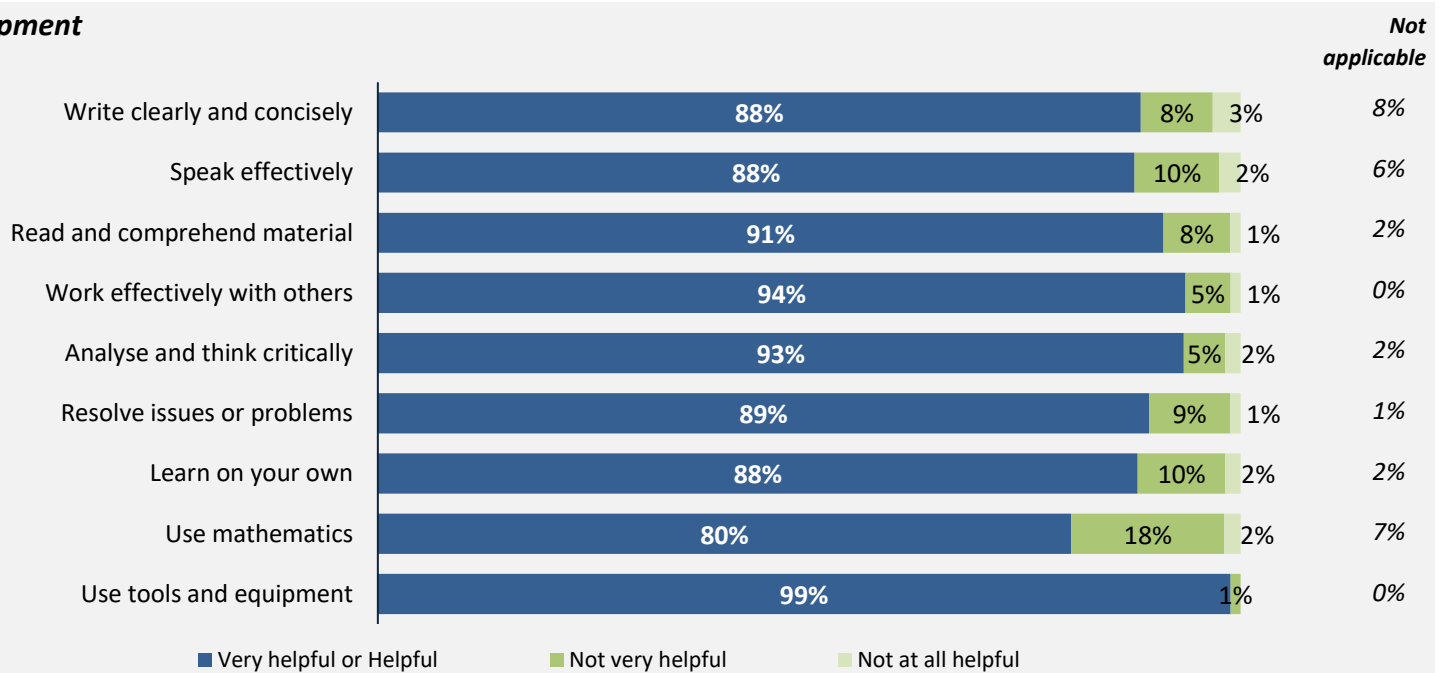
Cohort	459
Respondents	173
Response Rate	38%

Skill Development and Post-Secondary Experience

91%

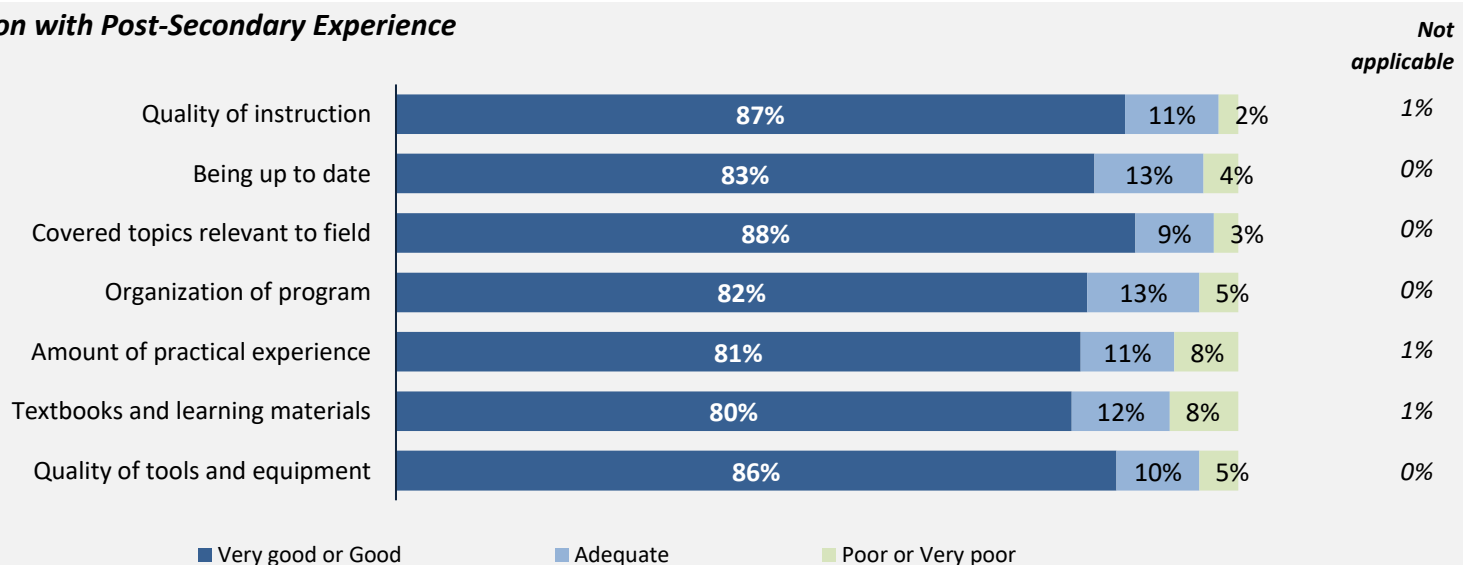
said they were very satisfied or satisfied with the education they received.

Skill Development



Percentages are based on those who gave a valid rating, excluding those who said not applicable.

Satisfaction with Post-Secondary Experience



Percentages are based on those who gave a valid rating, excluding those who said not applicable.

Summary of Survey Results: 2020-2024

Trades Training Type:

Progressive apprenticeship, Traditional apprenticeship


Applied filters:

CPC: VCC: Culinary Arts;

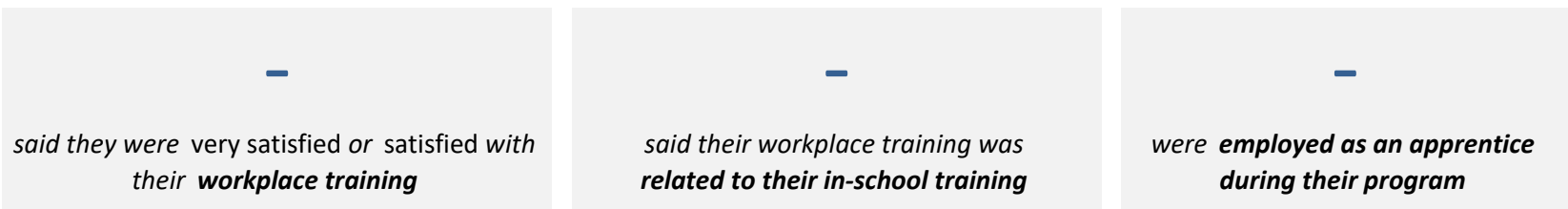
Cohort -
Respondents -
Response Rate 0%

Apprenticeship programs

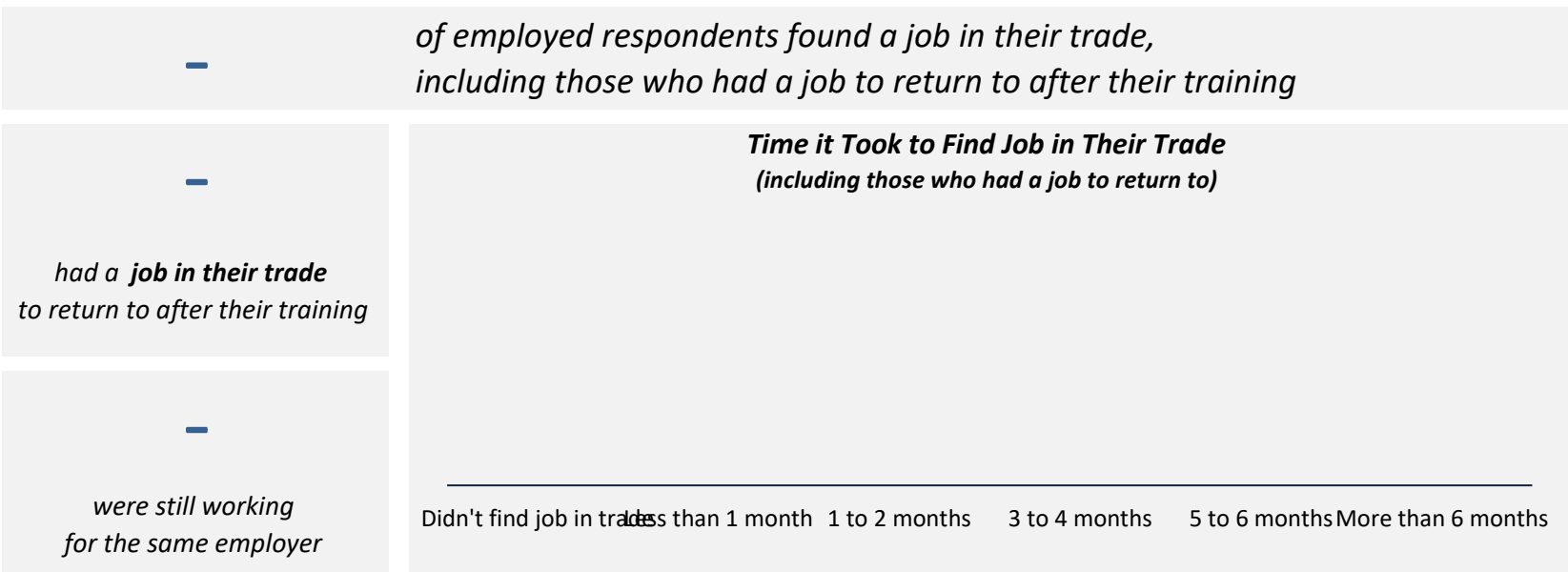
In-School Experiences



Workplace Experiences



Employment After Leaving School



Summary of Survey Results: 2020-2024

Trades Training Type:

Trades foundation, Trades-related vocational programs

Applied filters:

CPC: VCC: Culinary Arts;

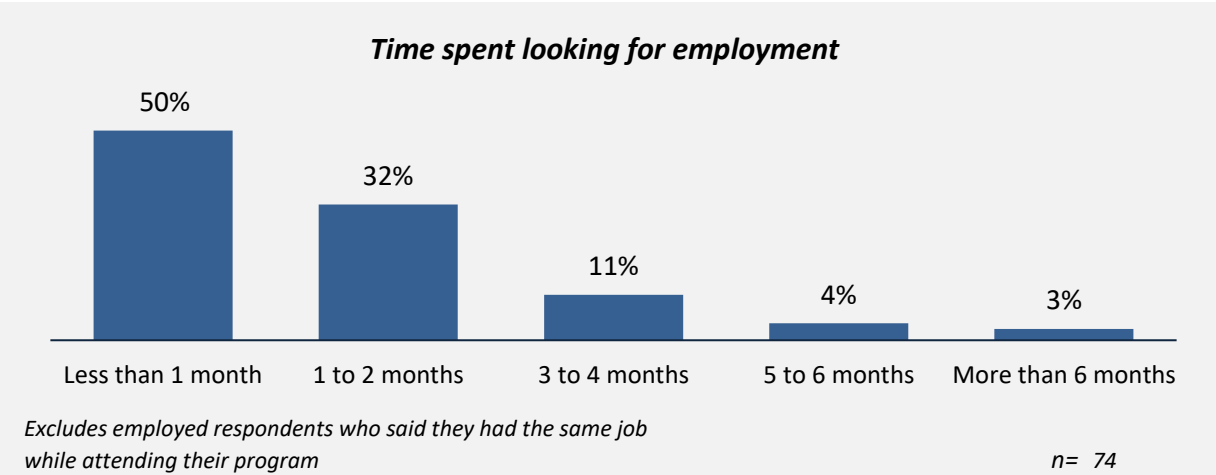
Cohort	459
Respondents	173
Response Rate	38%

Trades foundation & Trades-related vocational programs

Employment After Leaving School

42%
had the same job before or while they were attending school

91%
said their education was useful in getting their job



Other Education

Trades-related vocational respondents only, results are shown for the education they took before and after their program.

*Not asked in 2024

—
took further studies after completing their program
n = -

—
of those who had taken further studies said their program prepared them well

—
of respondents were currently studying
n = -



Of those who took further studies at a different institution:

—
expected transfer credit*
n = -

Of those who expected transfer credit:

—
received transfer credit*

—
were very satisfied or satisfied with their transfer experience*

Summary of Survey Results: 2020-2024

Trades Training Type:

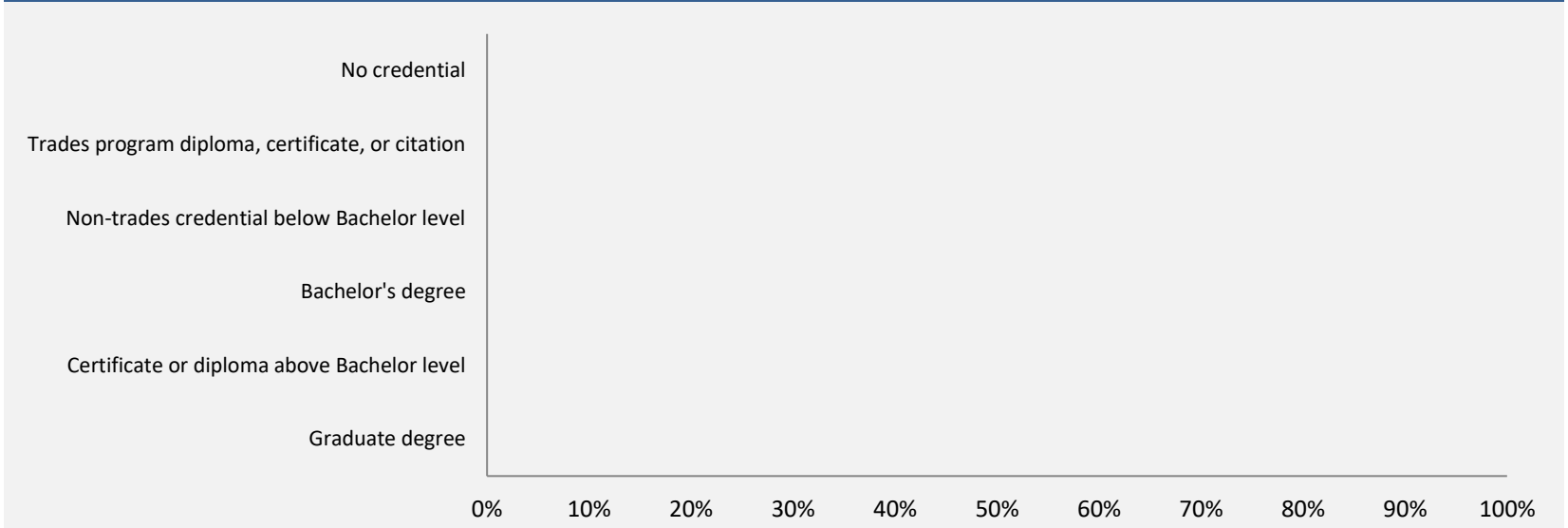
Trades foundation, Trades-related vocational programs

Applied filters:

CPC: VCC: Culinary Arts;

Cohort	459
Respondents	173
Response Rate	38%

had taken *previous* post-secondary education n = -



*Based on those who had taken previous post-secondary education.
Respondents could report more than one type of post-secondary credential.*

Transition to Apprenticeship n = 159
The following results are for Trades foundation respondents only.

63%
of Trades foundation respondents tried to get employment as an apprentice after they left their program

87%
of those who tried to get employment as an apprentice were successful

