

# Summary of Survey Results: 2021-2025

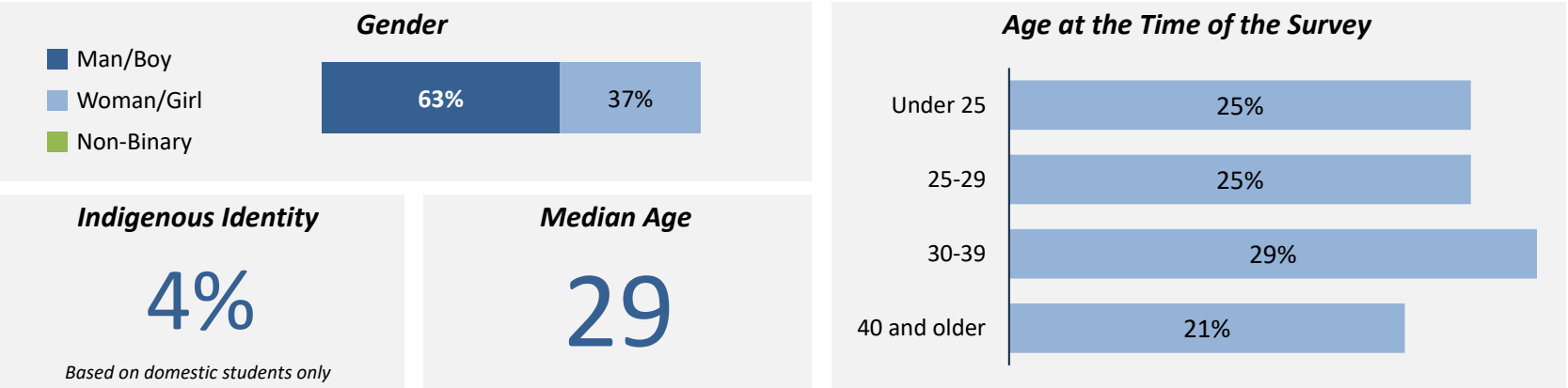
Trades Training Type:  
*Progressive apprenticeship, Traditional apprenticeship, Trades foundation, and Trades-related vocational programs*

**Applied filters:**  
CPC: VCC: Culinary Arts Apprentice;

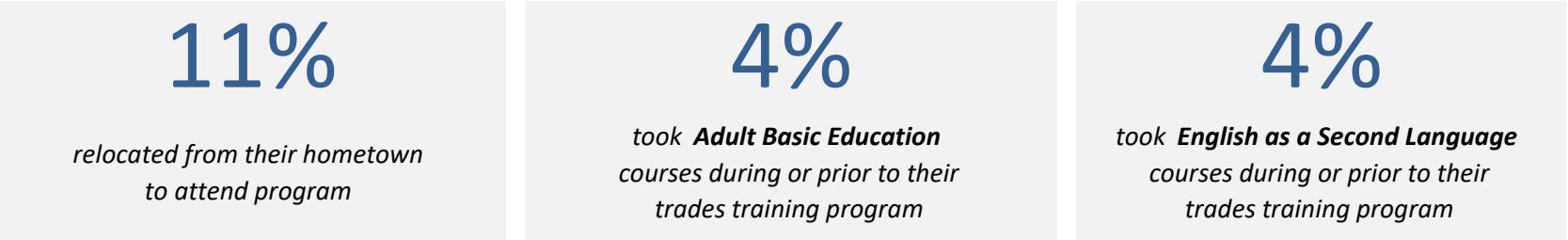
Cohort	70
Respondents	28
Response Rate	40%

## Description of Survey Respondents


### Demographics



### About the Respondents



### Region respondents were living in at the time of the survey



# Summary of Survey Results: 2021-2025

Trades Training Type:  
*Progressive apprenticeship, Traditional apprenticeship, Trades foundation, and Trades-related vocational programs*

Applied filters:  
CPC: VCC: Culinary Arts Apprentice;

Cohort	70
Respondents	28
Response Rate	40%

## Employment Outcomes

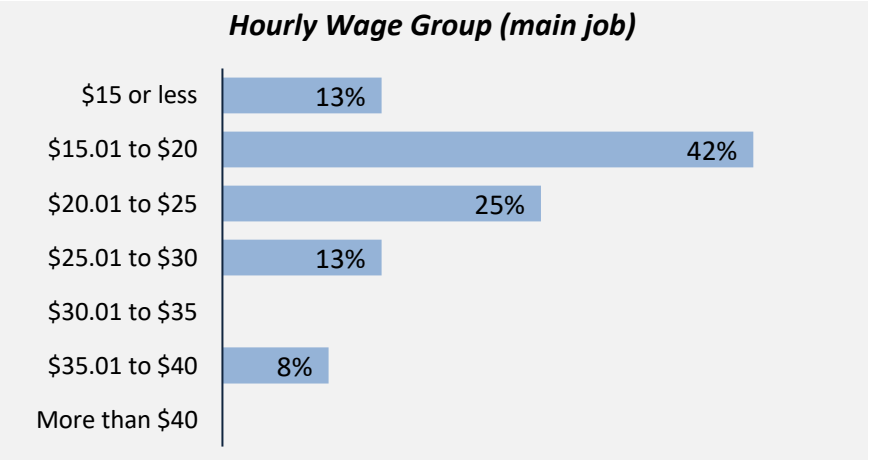
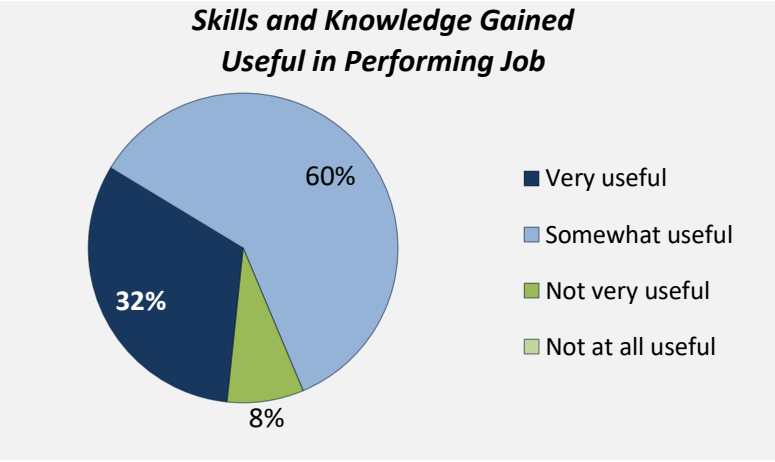
<b>In the labour force</b> <b>100%</b>	<b>Employment rate</b> <b>93%</b>	<b>Unemployment rate</b> <b>7.1%</b>
---	--------------------------------------	---

The "Employment rate" is the number employed as a percentage of all respondents.  
The "Unemployment rate" is the number of unemployed as a percentage of respondents in the labour force.

Of those employed:

n = 26

Employed full-time	92%	<b>Hourly Wage (median, main job)</b> <b>\$20</b>	<b>Hours Worked (median, main job)</b> <b>40</b>
Employed in training-related job	88%		
Employed in permanent position	92%		



Top Occupations (5-digit NOC)	# employed	% of those employed
63200: Cooks	13	50%
62200: Chefs	9	35%
62020: Food service supervisors	3	12%
44100: Home child care providers	1	4%
Total of top occupations	26	100%
Total employed	26	

# Summary of Survey Results: 2021-2025

## Trades Training Type:

*Progressive apprenticeship, Traditional apprenticeship,  
Trades foundation, and Trades-related vocational programs*

### Applied filters:

CPC: VCC: Culinary Arts Apprentice;

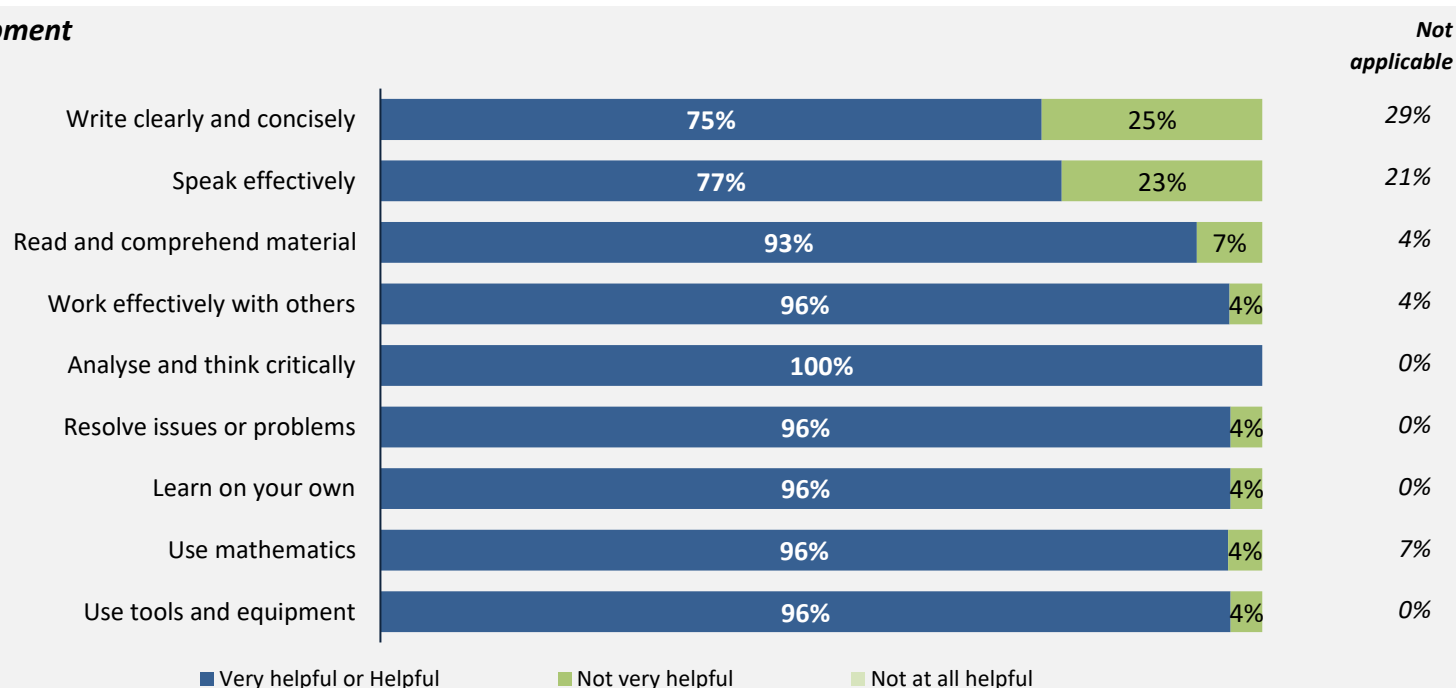
**Cohort** 70  
**Respondents** 28  
**Response Rate** 40%

## Skill Development and Post-Secondary Experience

# 100%

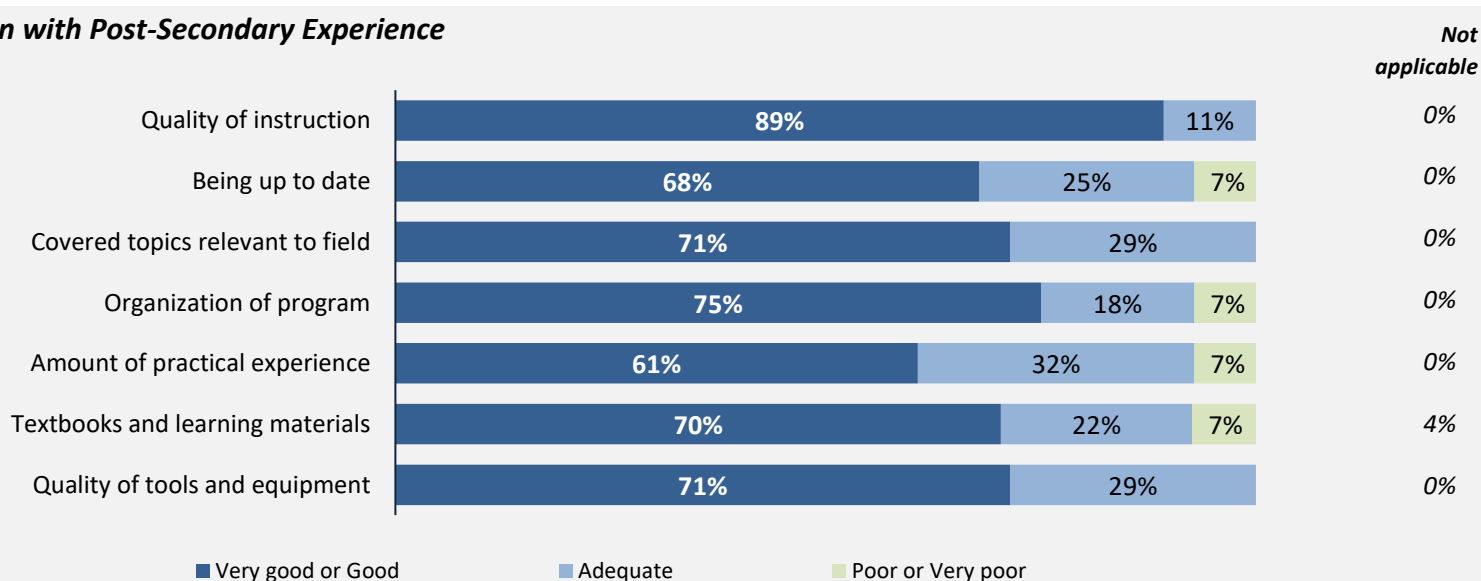
said they were very satisfied or satisfied with the education they received.

### Skill Development



Percentages are based on those who gave a valid rating, excluding those who said not applicable.

### Satisfaction with Post-Secondary Experience



Percentages are based on those who gave a valid rating, excluding those who said not applicable.

Summary of Survey Results: 2021-2025

Trades Training Type:  
Trades foundation, Trades-related vocational programs

Applied filters:  
CPC: VCC: Culinary Arts Apprentices;

Cohort	-
Respondents	-
Response Rate	0%

Trades foundation & Trades-related vocational programs

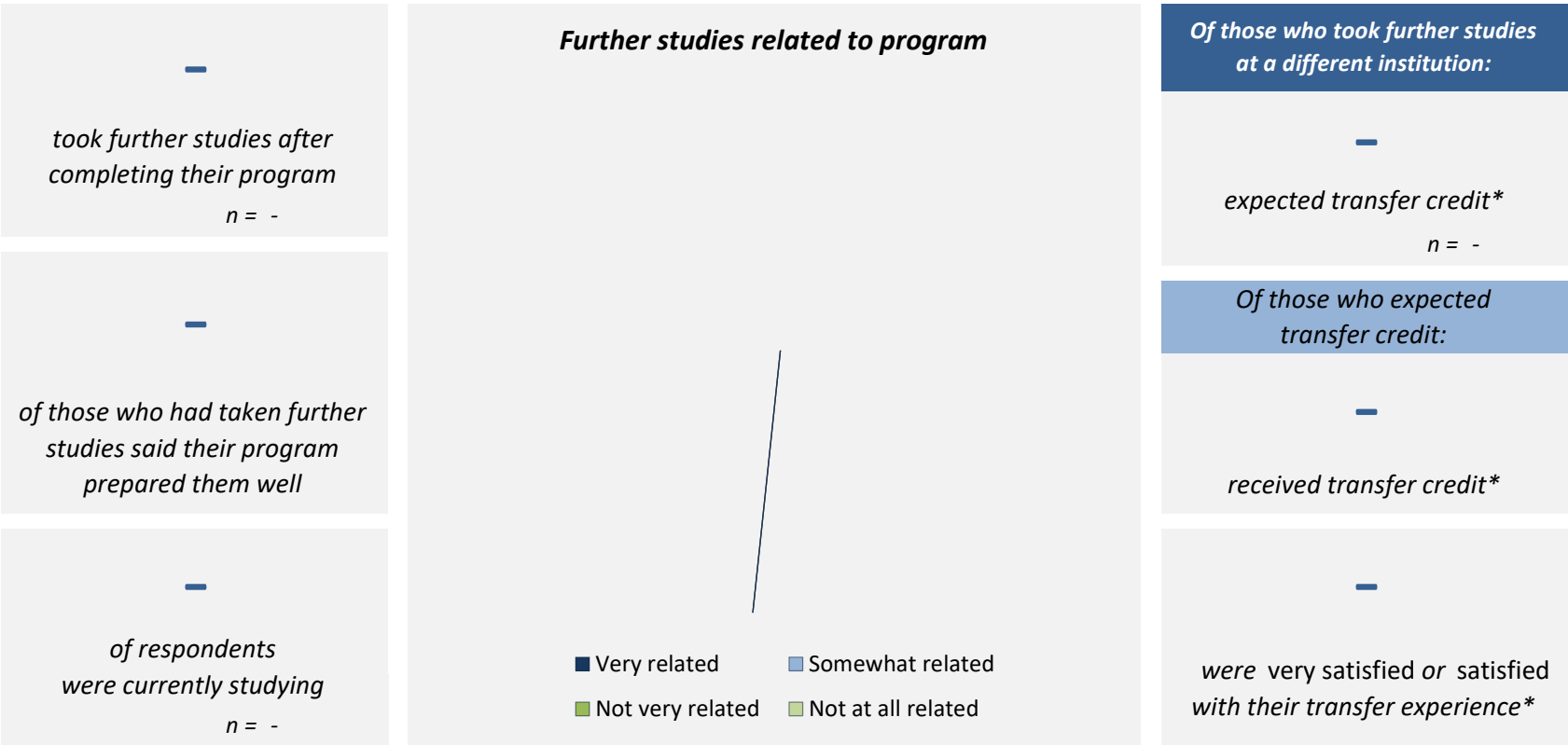
Employment After Leaving School



Other Education

Trades-related vocational respondents only, results are shown for the education they took before and after their program.

\*Not asked since 2023



Summary of Survey Results: 2021-2025

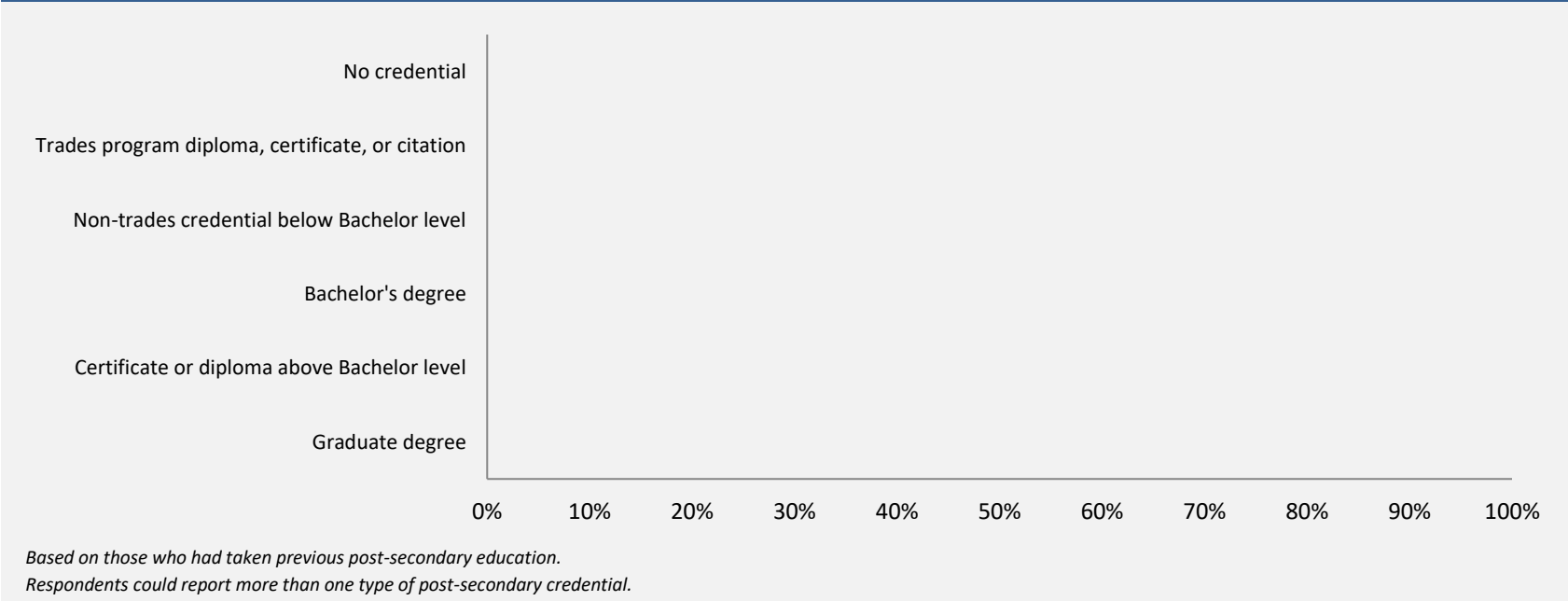
Trades Training Type:  
Trades foundation, Trades-related vocational programs

Applied filters:  
CPC: VCC: Culinary Arts Apprentice;

Cohort	-
Respondents	-
Response Rate	0%

had taken previous post-secondary education

n = -



Transition to Apprenticeship

The following results are for Trades foundation respondents only.

n = -

of Trades foundation respondents tried to get employment as an apprentice after they left their program

of those who tried to get employment as an apprentice were successful



# Summary of Survey Results: 2021-2025

Trades Training Type:  
*Progressive apprenticeship, Traditional apprenticeship, Trades foundation, and Trades-related vocational programs*

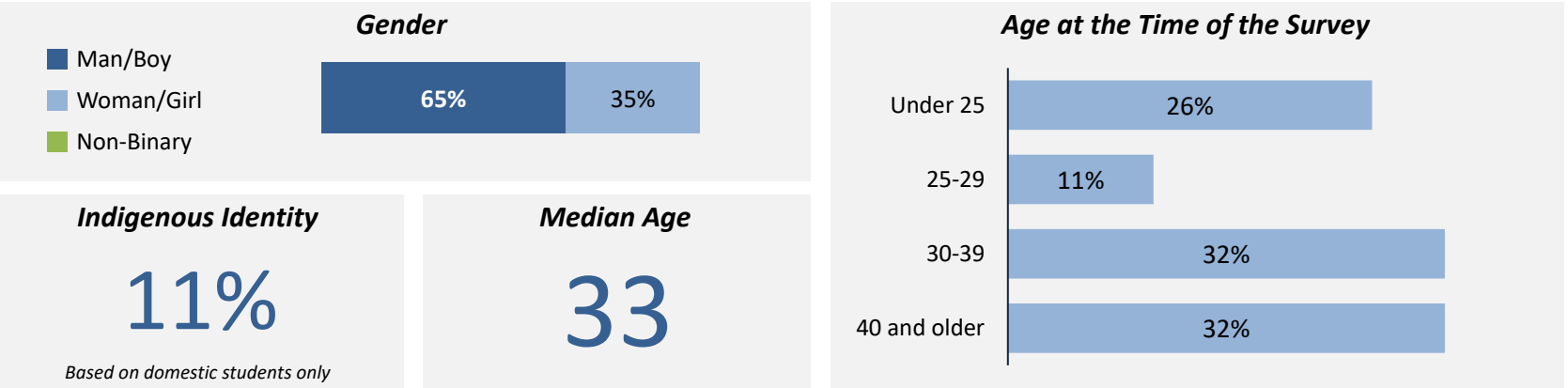
Applied filters:

CPC: VCC: Culinary Arts Apprentice Level 1;

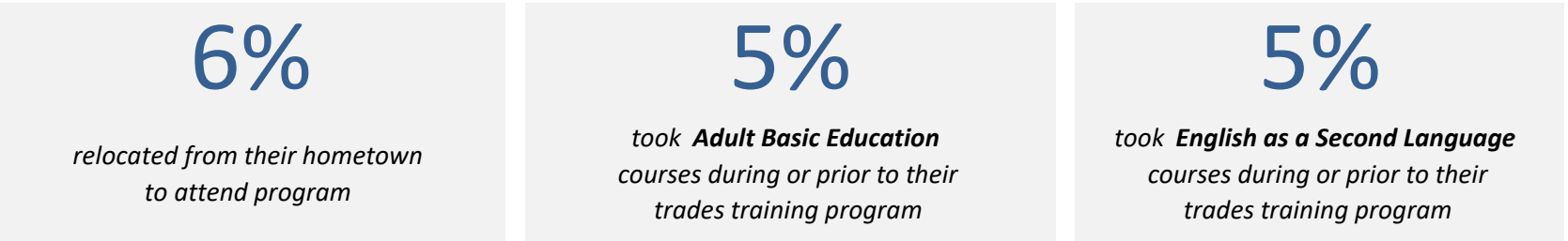
Cohort	67
Respondents	19
Response Rate	28%

## Description of Survey Respondents

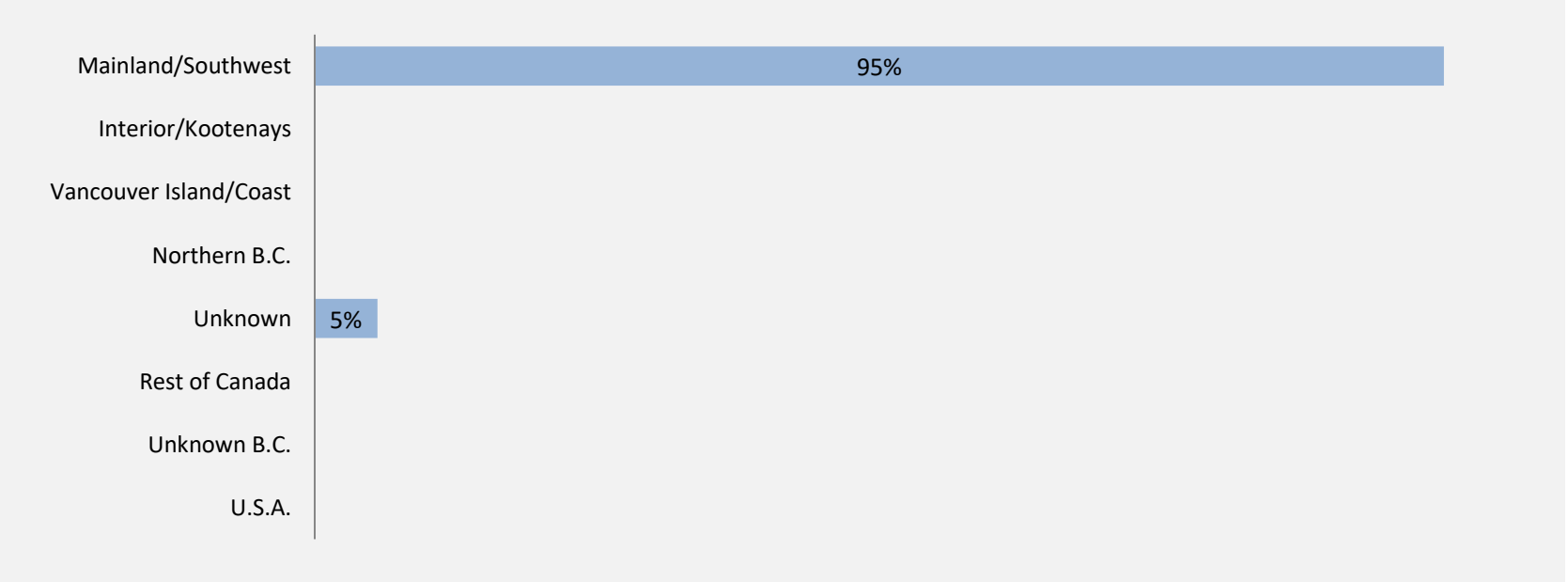
### Demographics



### About the Respondents



### Region respondents were living in at the time of the survey



☒ BC Student  
☐ Outcomes

*Progressive apprenticeship, Traditional apprenticeship, Trades foundation, and Trades-related vocational programs*

*CPC: VCC: Culinary Arts Apprentice Level 1;*

<b>Cohort</b>	<b>67</b>
<b>Respondents</b>	<b>19</b>
<b>Response Rate</b>	<b>28%</b>

***In the labour force***

# 100%

### ***Employment rate***


89%

### Unemployment rate

5.6%

The "Unemployment rate" is the number of unemployed as a percentage of respondents in the labour force.

n = 17



**Hourly Wage**  
(median, main job)

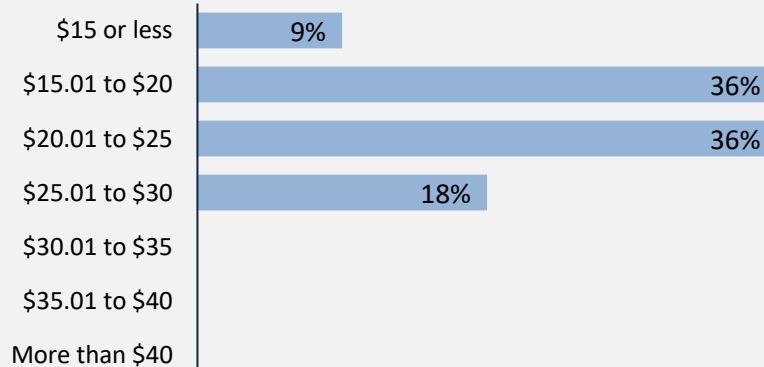
\$20

**Hours Worked**  
(median, main job)

40

Frequency	Percentage
Daily	65%
Weekly	29%
Monthly	6%

- Very useful
- Somewhat useful
- Not very useful
- Not at all useful

**Hourly Wage Group (main job)**

# employed	% of those employed
------------	---------------------

63200: Cooks	10	59%
62200: Chefs	6	35%
65100: Cashiers	1	6%

Total of top occupations	17	100%
Total employed	17	

# Summary of Survey Results: 2021-2025

## Trades Training Type:

*Progressive apprenticeship, Traditional apprenticeship,  
Trades foundation, and Trades-related vocational programs*

### Applied filters:

CPC: VCC: Culinary Arts Apprentice Level 1;

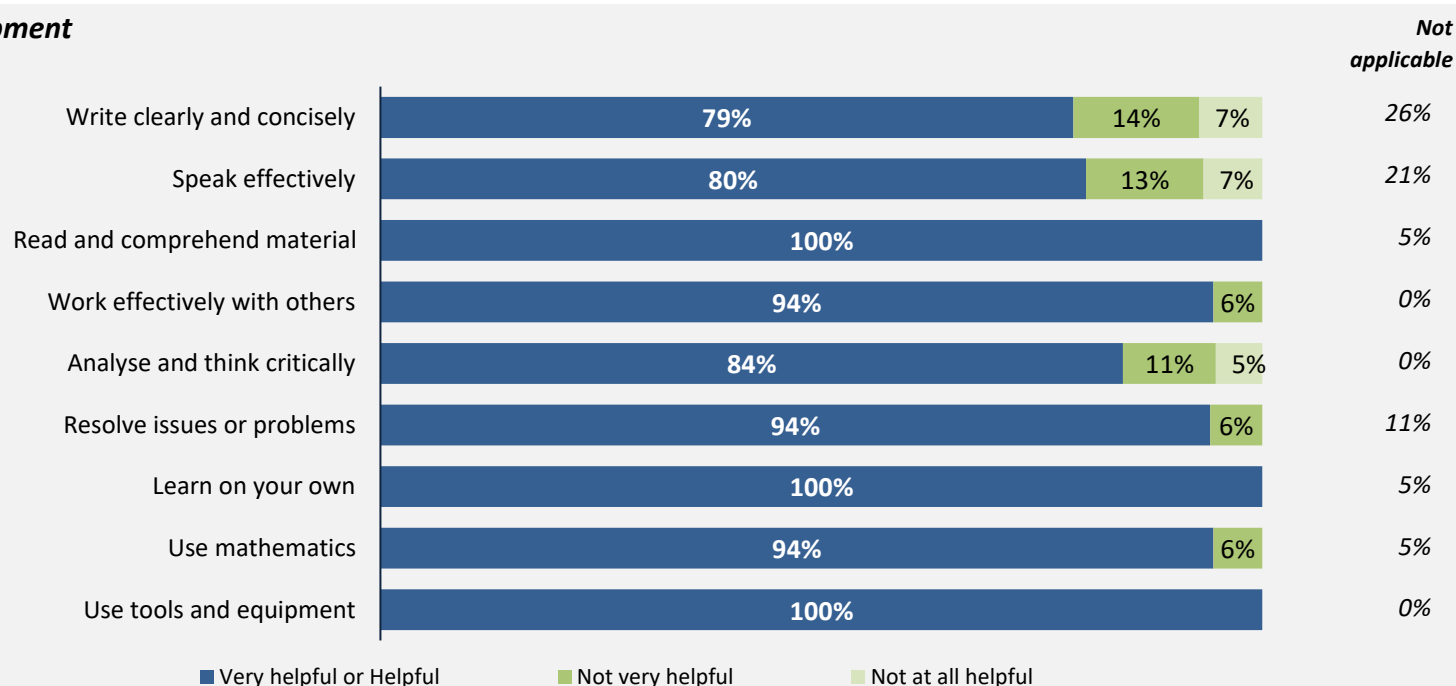
**Cohort** 67  
**Respondents** 19  
**Response Rate** 28%

## Skill Development and Post-Secondary Experience

# 95%

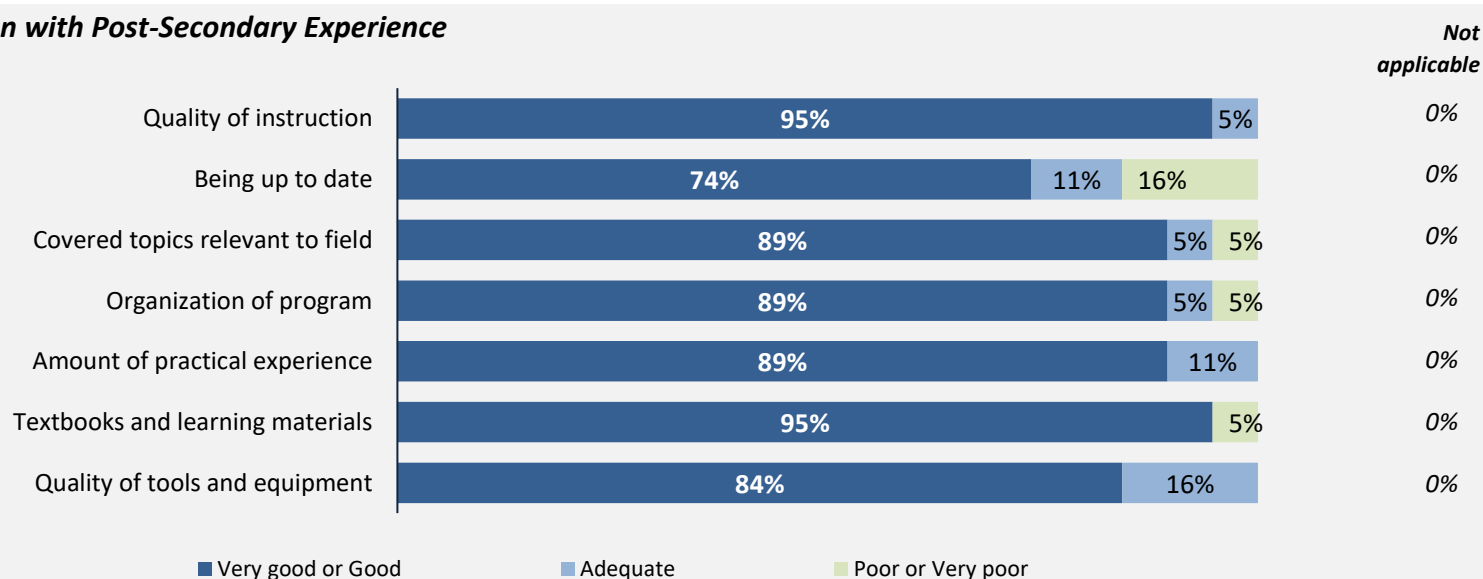
said they were very satisfied or satisfied with the education they received.

### Skill Development



Percentages are based on those who gave a valid rating, excluding those who said not applicable.

### Satisfaction with Post-Secondary Experience



Percentages are based on those who gave a valid rating, excluding those who said not applicable.



# Summary of Survey Results: 2021-2025

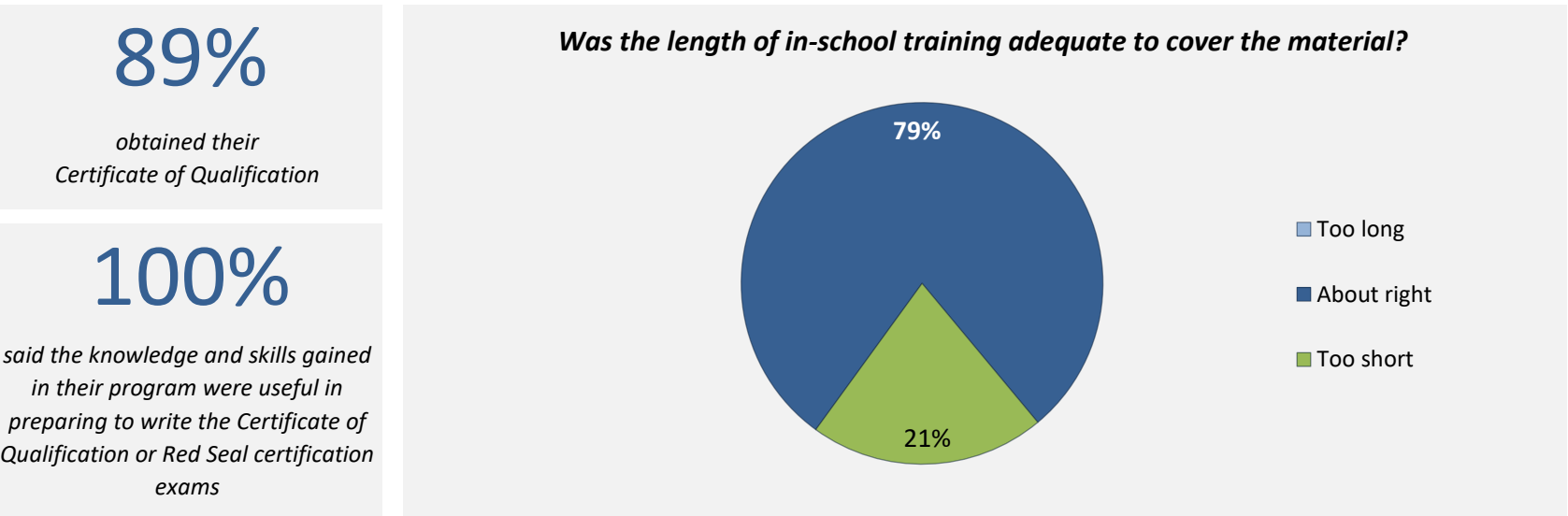
Trades Training Type:  
*Progressive apprenticeship, Traditional apprenticeship*

Applied filters:  
CPC: VCC: Culinary Arts Apprentice Level 1;

Cohort	67
Respondents	19
Response Rate	28%

## Apprenticeship programs

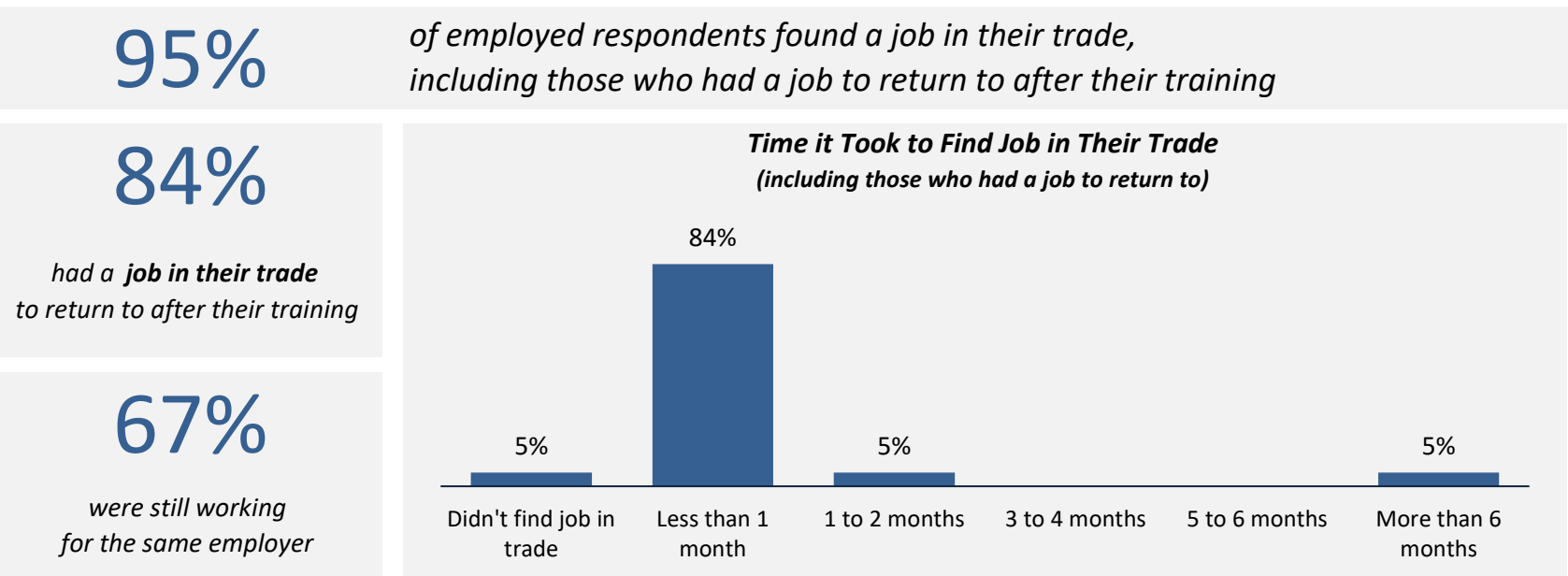
### In-School Experiences



### Workplace Experiences



### Employment After Leaving School



# Summary of Survey Results: 2021-2025

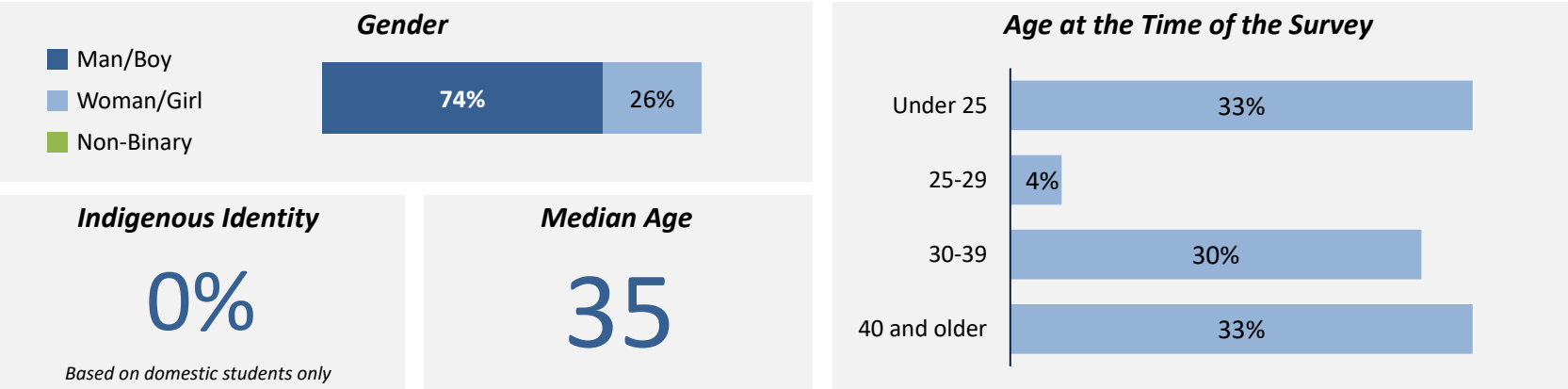
Trades Training Type:  
*Progressive apprenticeship, Traditional apprenticeship, Trades foundation, and Trades-related vocational programs*

Applied filters:  
CPC: VCC: Culinary Arts Apprentice Level 2;

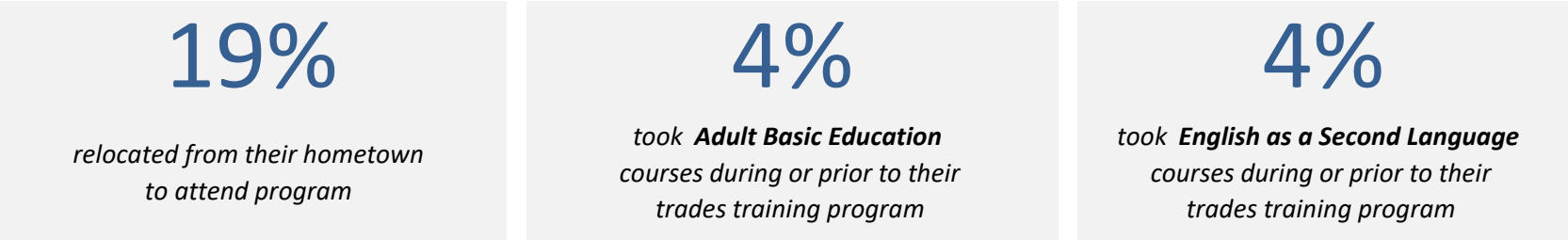
Cohort	74
Respondents	27
Response Rate	36%

## Description of Survey Respondents

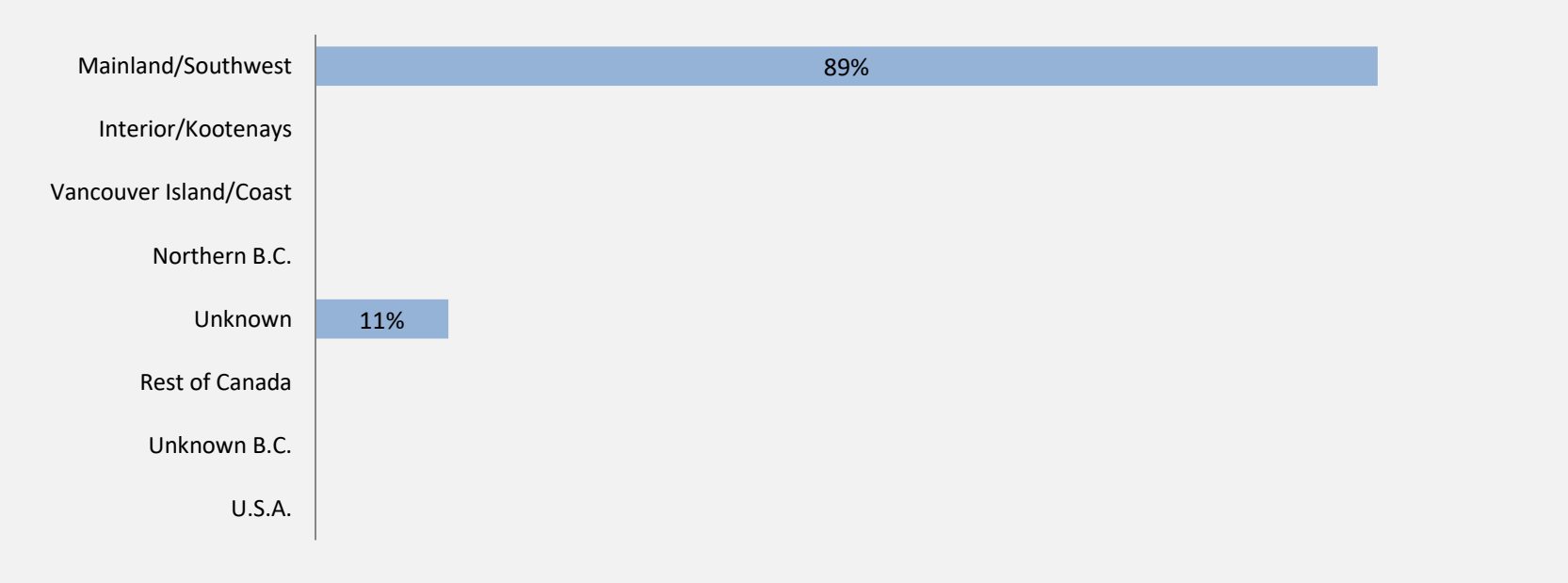
### Demographics



### About the Respondents



### Region respondents were living in at the time of the survey



☒ BC Student  
☐ Outcomes

*Progressive apprenticeship, Traditional apprenticeship, Trades foundation, and Trades-related vocational programs*

*CPC: VCC: Culinary Arts Apprentice Level 2;*

<b>Cohort</b>	<b>74</b>
<b>Respondents</b>	<b>27</b>
<b>Response Rate</b>	<b>36%</b>

***In the labour force***

96%

### ***Employment rate***


93%

### Unemployment rate

3.8%

The "Unemployment rate" is the number of unemployed as a percentage of respondents in the labour force.

n = 25



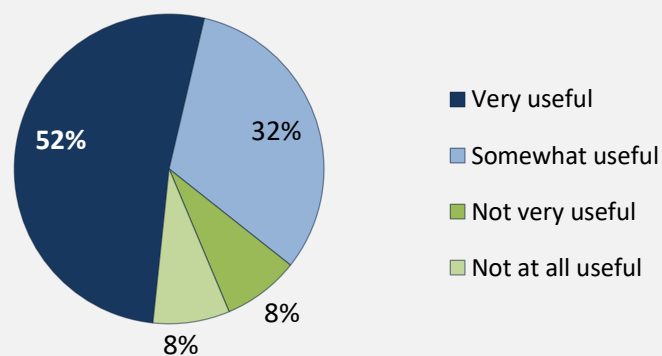
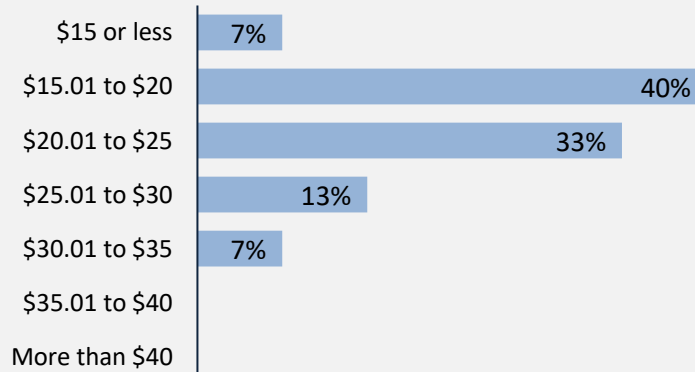
**Hourly Wage**  
(median, main job)

\$21

**Hours Worked**  
(median, main job)

40

### ***Skills and Knowledge Gained Useful in Performing Job***

**Hourly Wage Group (main job)**

### Top Occupations (5-digit NOC)

Top Occupations (5-digit NOC)	# employed	% of those employed
63200: Cooks	19	76%
62200: Chefs	5	20%
13100: Administrative officers	1	4%
Total of top occupations	25	100%
Total employed	25	

# Summary of Survey Results: 2021-2025

## Trades Training Type:

*Progressive apprenticeship, Traditional apprenticeship, Trades foundation, and Trades-related vocational programs*

### Applied filters:

CPC: VCC: Culinary Arts Apprentice Level 2;

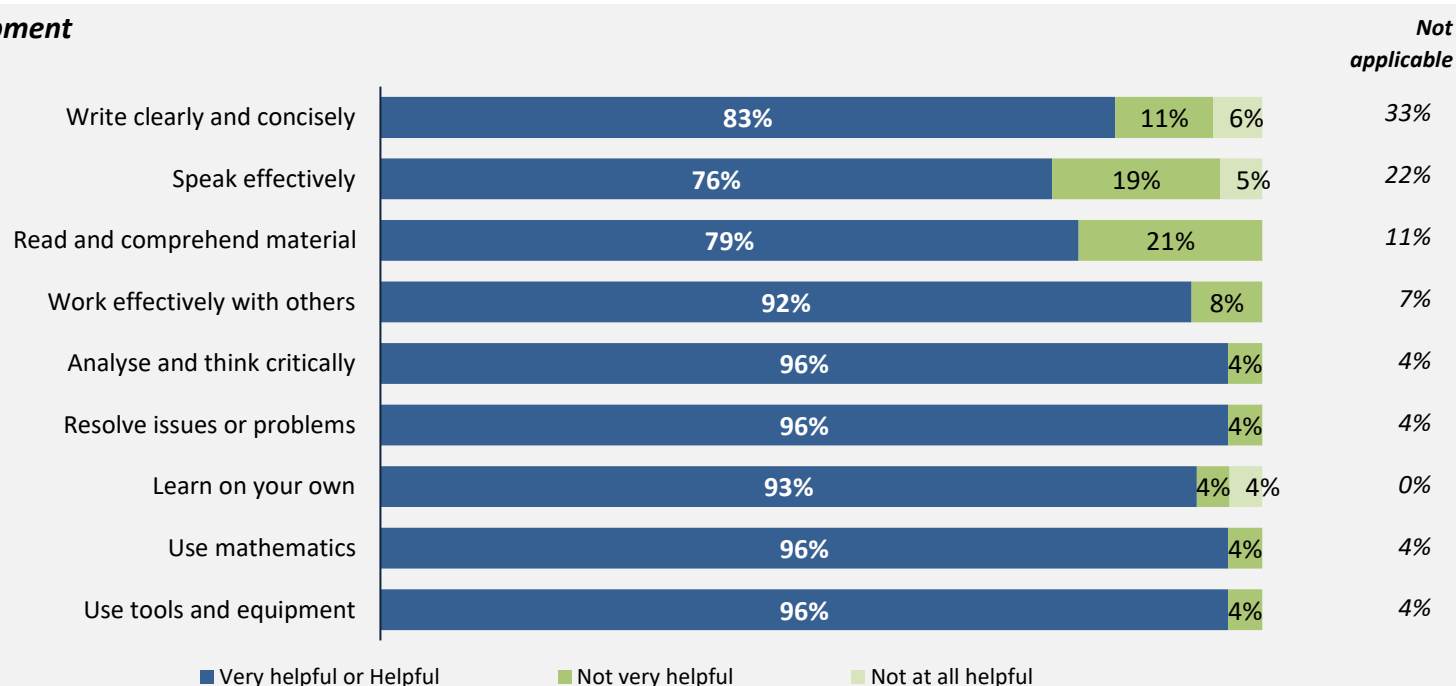
**Cohort** 74  
**Respondents** 27  
**Response Rate** 36%

## Skill Development and Post-Secondary Experience

# 96%

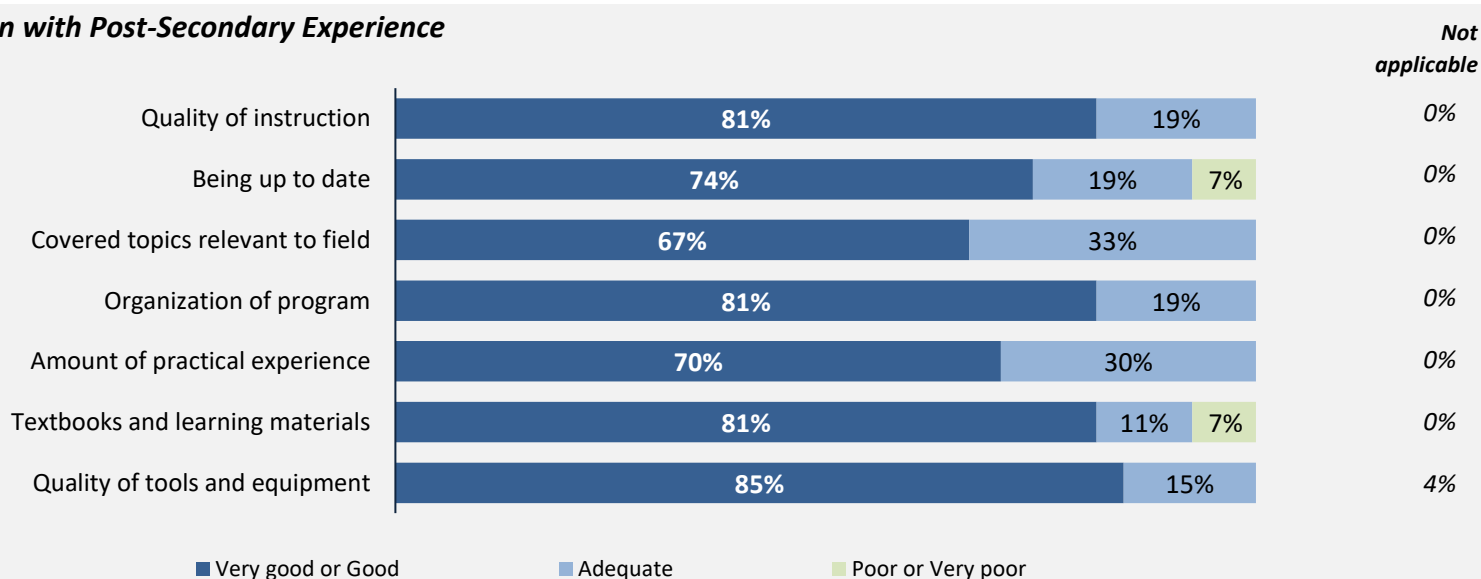
said they were very satisfied or satisfied with the education they received.

### Skill Development



Percentages are based on those who gave a valid rating, excluding those who said not applicable.

### Satisfaction with Post-Secondary Experience



Percentages are based on those who gave a valid rating, excluding those who said not applicable.

# Summary of Survey Results: 2021-2025

Trades Training Type:  
*Progressive apprenticeship, Traditional apprenticeship*

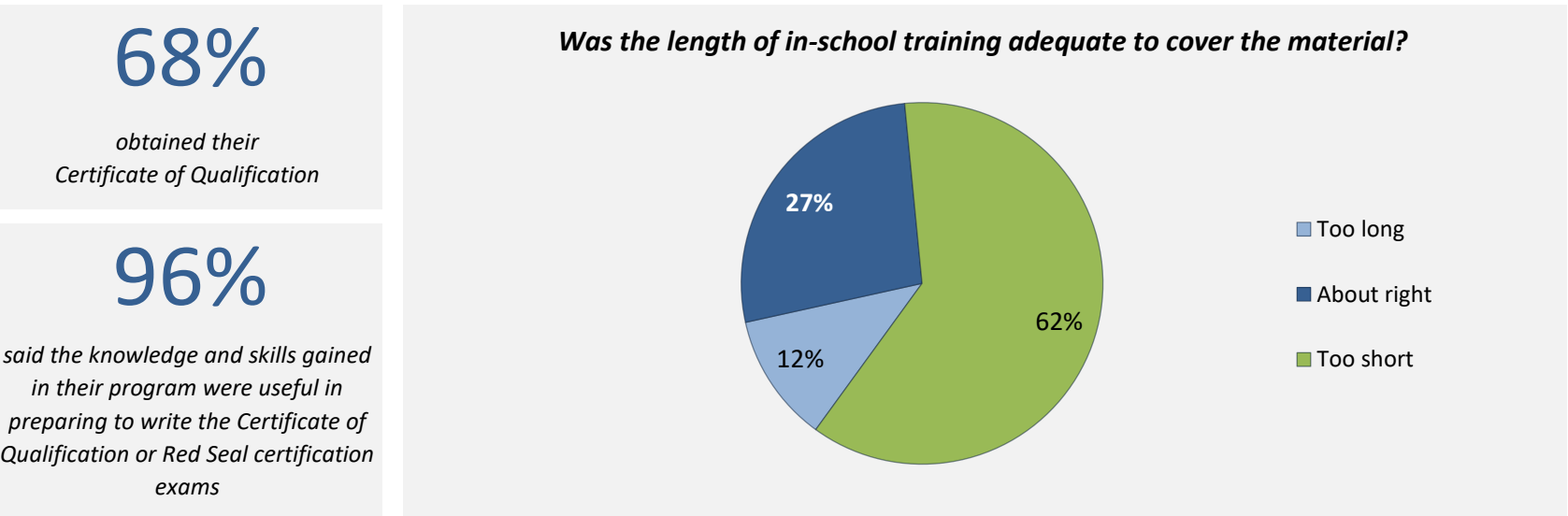
Applied filters:

CPC: VCC: Culinary Arts Apprentice Level 2;

Cohort	74
Respondents	27
Response Rate	36%

## Apprenticeship programs

### In-School Experiences



### Workplace Experiences



### Employment After Leaving School

