


Applied filters:
 CPC: VCC: Dental Hygiene;

Cohort 100
Respondents 56
Response Rate 56%


Description of Survey Respondents

Demographics

Gender



Age at the Time of the Survey



Indigenous Identity

-

Based on domestic students only.

Median Age

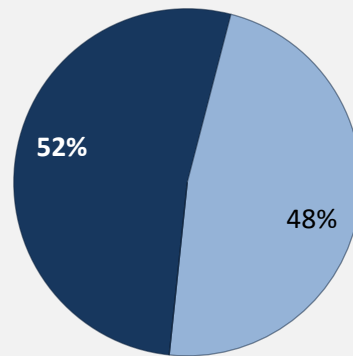
27

Further Education

38%

took further studies after graduating from their program
n = 21

Further Studies Related to Program



■ Very related ■ Somewhat related
 ■ Not very related ■ Not at all related

Of those who took further studies at a different institution:

70%

expected transfer credit
n = 14

Of those who expected transfer credit:

100%

Received transfer credit

30%

of respondents were currently studying

79%

were very satisfied or satisfied with their transfer experience

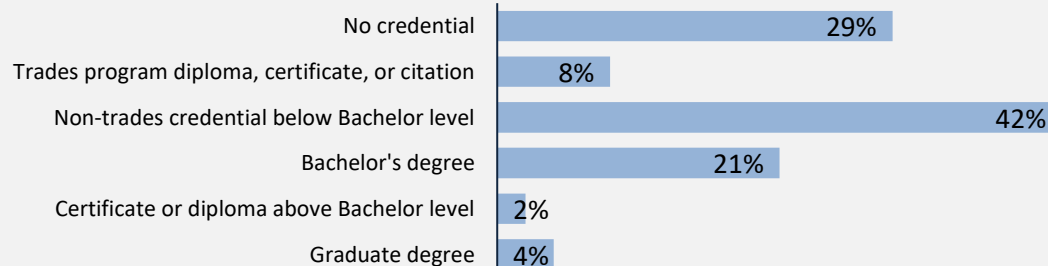
Past Education

91%

of respondents had taken previous post-secondary education

n = 51

Respondents were asked if they took ABE or ESL courses during or prior to their studies



Credentials are based on those who had taken previous post-secondary education. Respondents could report more than one type of post-secondary credential.

Adult Basic Education

34%

English as a Second Language

13%

Applied filters:
 CPC: VCC: Dental Hygiene;

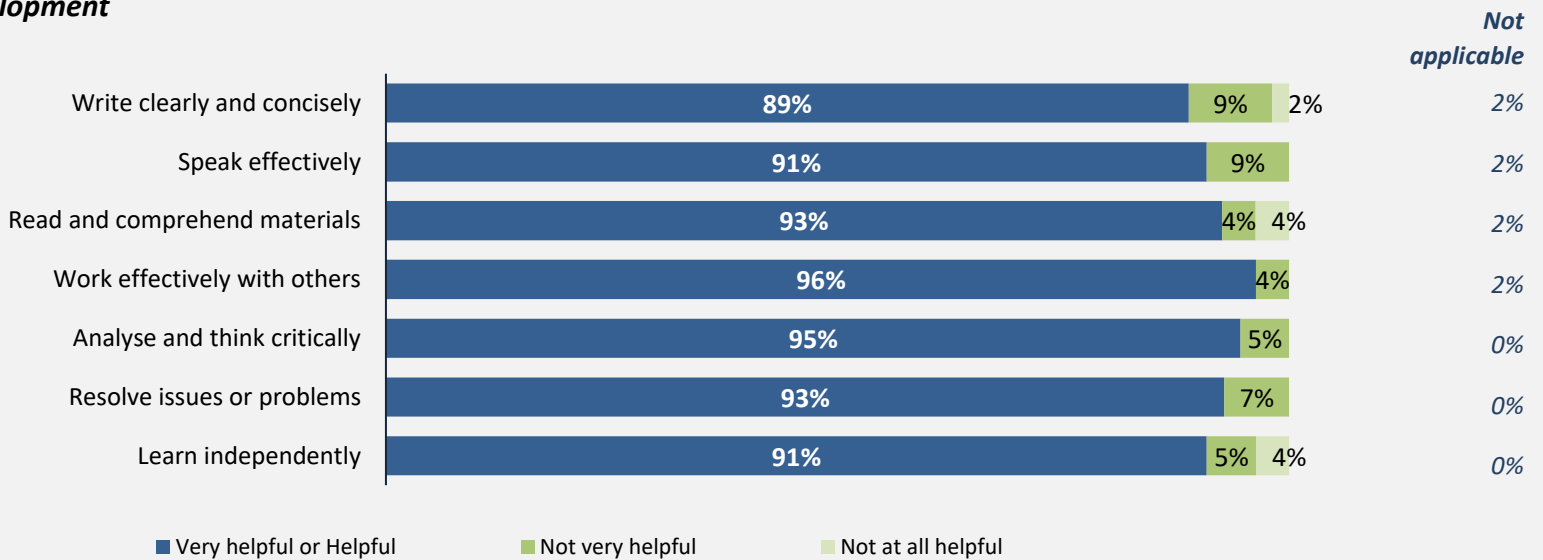
Cohort	100
Respondents	56
Response Rate	56%

Skill Development and Post-Secondary Experience

95%

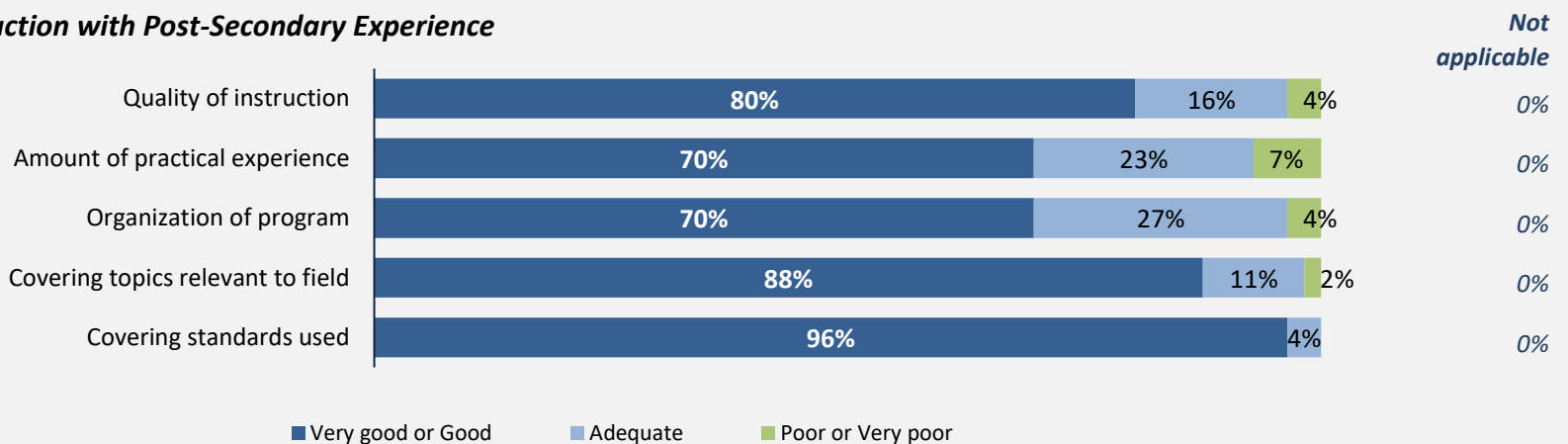
said they were very satisfied or satisfied with the education they received.

Skill Development



Percentages are based on those who gave a valid rating, excluding those who said Not applicable.

Satisfaction with Post-Secondary Experience



Percentages are based on those who gave a valid rating, excluding those who said Not applicable.