

Applied filters:


CPC: VCC: Dental Reception Coordinator;

Cohort	182
Respondents	75
Response Rate	41%

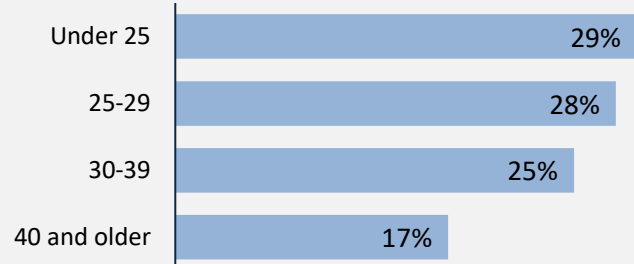
Description of Survey Respondents

Demographics

Gender



Age at the Time of the Survey



Indigenous Identity

14%

Based on domestic students only.

Median Age

27

Further Education

29%

took further studies after graduating from their program

n = 21

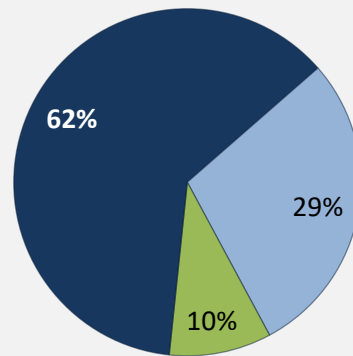
100%

of those who had taken further studies said their program prepared them well

24%

of respondents were currently studying

Further Studies Related to Program



Very related Somewhat related
Not very related Not at all related

Of those who took further studies at a different institution:

14%

expected transfer credit
n = 1

Of those who expected transfer credit:

-

Received transfer credit

100%

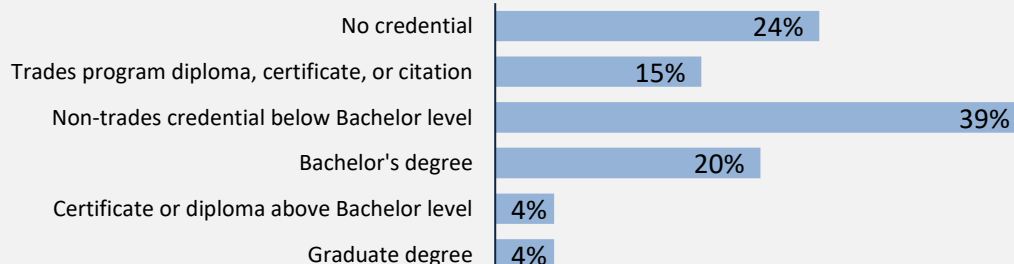
were very satisfied or satisfied with their transfer experience

Past Education

65%

of respondents had taken previous post-secondary education

n = 48



Credentials are based on those who had taken previous post-secondary education. Respondents could report more than one type of post-secondary credential.

Respondents were asked if they took ABE or ESL courses during or prior to their studies

Adult Basic Education

18%

English as a Second Language

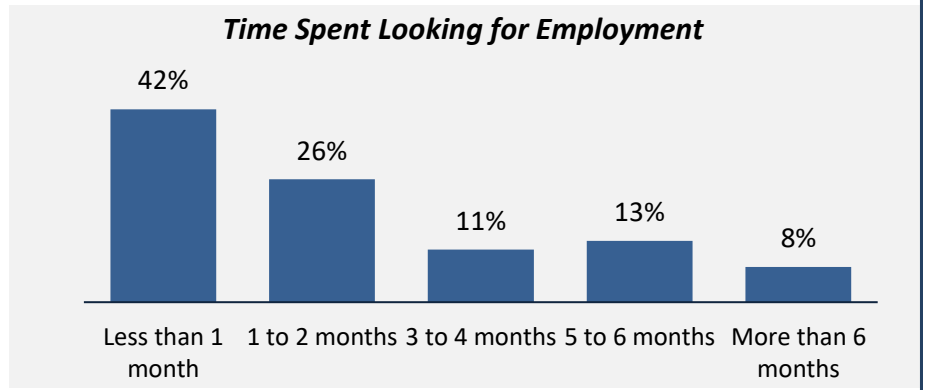
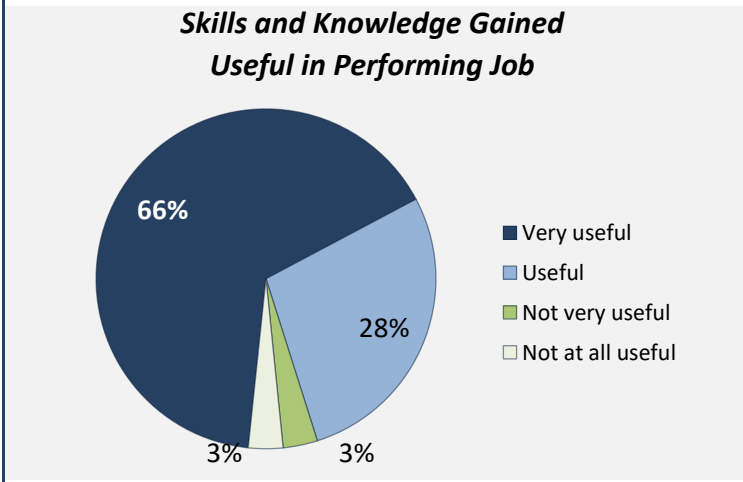
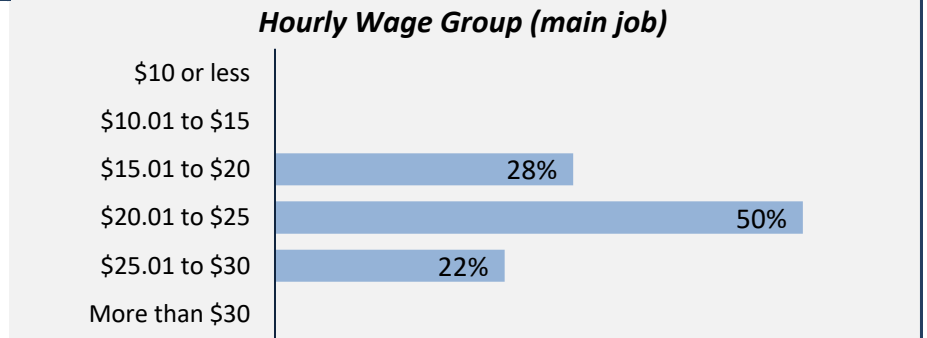
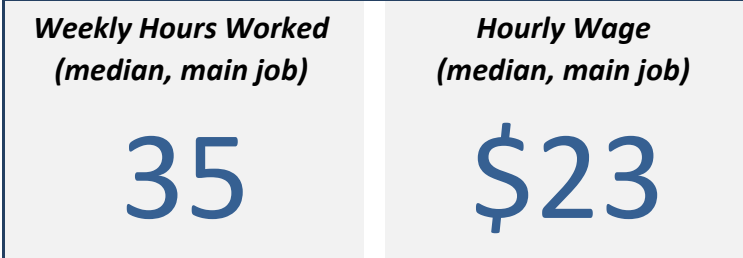
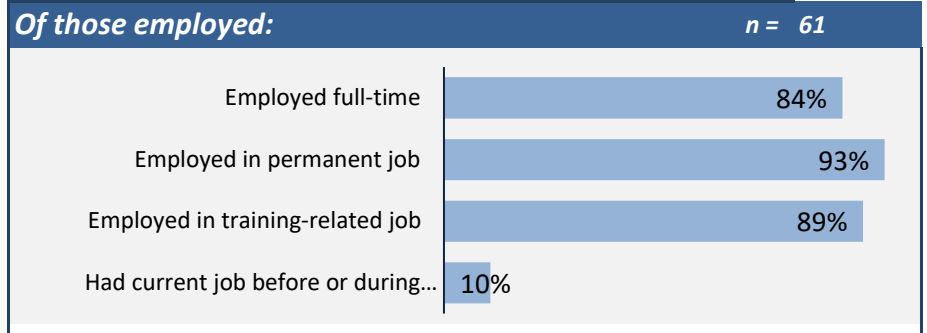
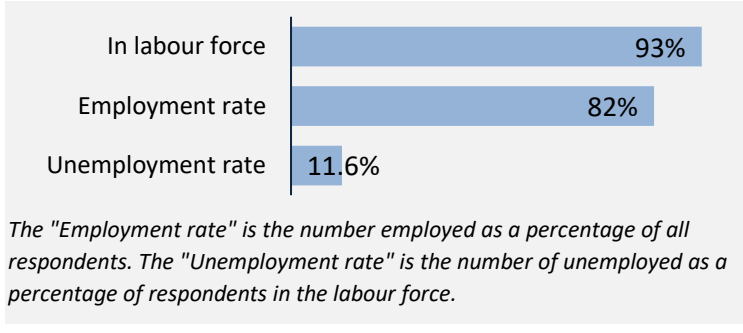
12%

Applied filters:

CPC: VCC: Dental Reception Coordinator;

Cohort	182
Respondents	75
Response Rate	41%

Employment Outcomes



Top Occupations (5-digit NOC)

	# Employed	% of those employed
14101: Receptionists	44	72%
XXXXX: Unclassified occupations	4	7%
13112: Medical administrative assistants	3	5%
13100: Administrative officers	3	5%
33100: Dental assistants and dental laboratory assistants	2	3%
65201: Food counter attendants, kitchen helpers and related support occupations	1	2%
74202: Air transport ramp attendants	1	2%
64301: Bartenders	1	2%
65200: Food and beverage servers	1	2%
42202: Early childhood educators and assistants	1	2%
Total of top occupations	61	100%
Total employed	61	

Applied filters:

CPC: VCC: Dental Reception Coordinator;

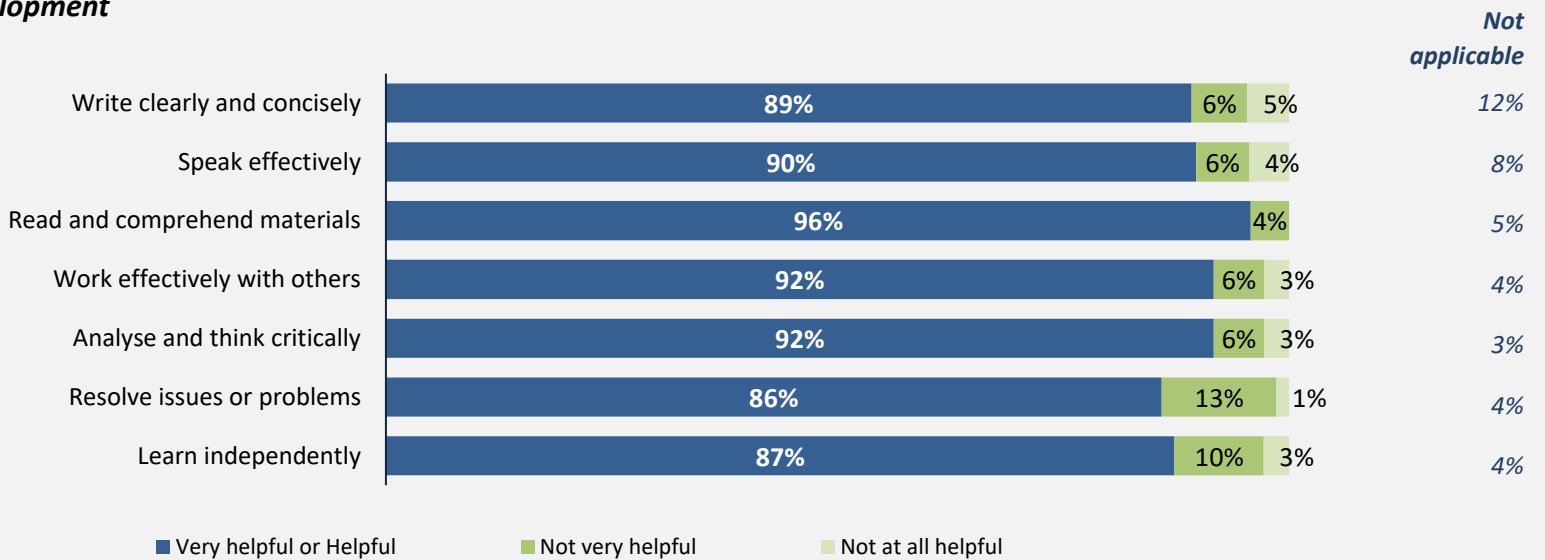
Cohort	182
Respondents	75
Response Rate	41%

Skill Development and Post-Secondary Experience

99%

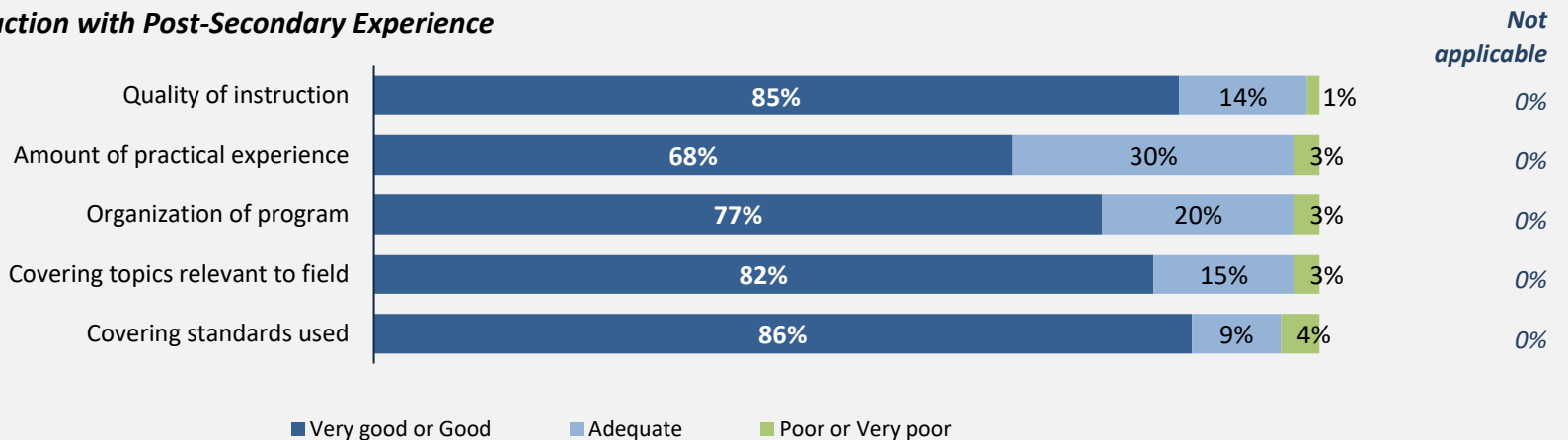
said they were very satisfied or satisfied with the education they received.

Skill Development



Percentages are based on those who gave a valid rating, excluding those who said Not applicable.

Satisfaction with Post-Secondary Experience



Percentages are based on those who gave a valid rating, excluding those who said Not applicable.