

Applied filters:


CPC: VCC: Early Childhood Care and Education;

Cohort	203
Respondents	95
Response Rate	47%

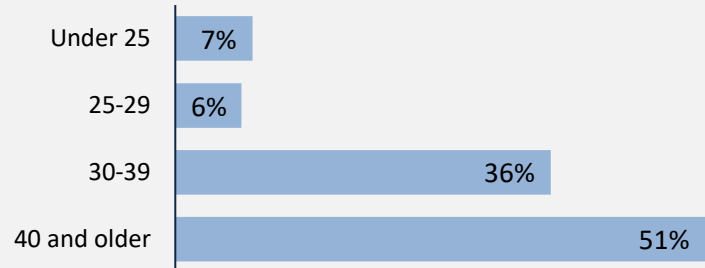
Description of Survey Respondents

Demographics

Gender



Age at the Time of the Survey



Indigenous Identity

7%

Based on domestic students only.

Median Age

40

Further Education

30%

took further studies after graduating from their program

n = 28

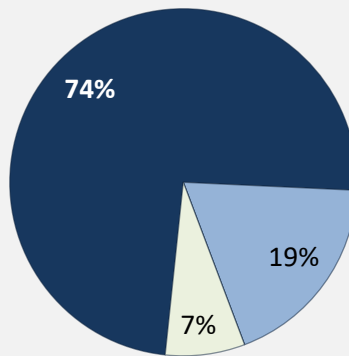
96%

of those who had taken further studies said their program prepared them well

22%

of respondents were currently studying

Further Studies Related to Program



■ Very related ■ Somewhat related
■ Not very related ■ Not at all related

Of those who took further studies at a different institution:

40%

expected transfer credit
n = 4

Of those who expected transfer credit:

100%

Received transfer credit

100%

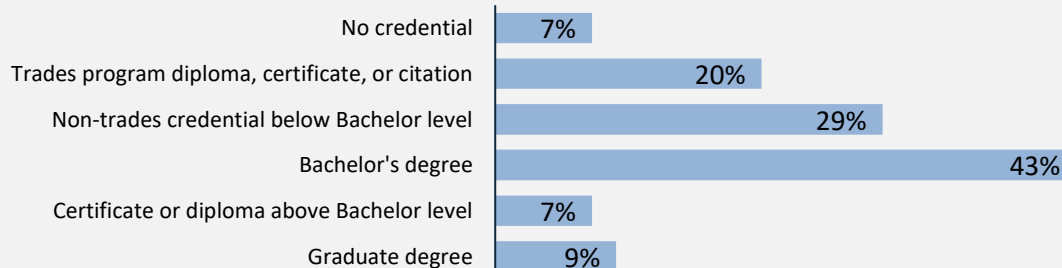
were very satisfied or satisfied with their transfer experience

Past Education

62%

of respondents had taken previous post-secondary education

n = 58



Credentials are based on those who had taken previous post-secondary education. Respondents could report more than one type of post-secondary credential.

Respondents were asked if they took ABE or ESL courses during or prior to their studies

Adult Basic Education

14%

English as a Second Language

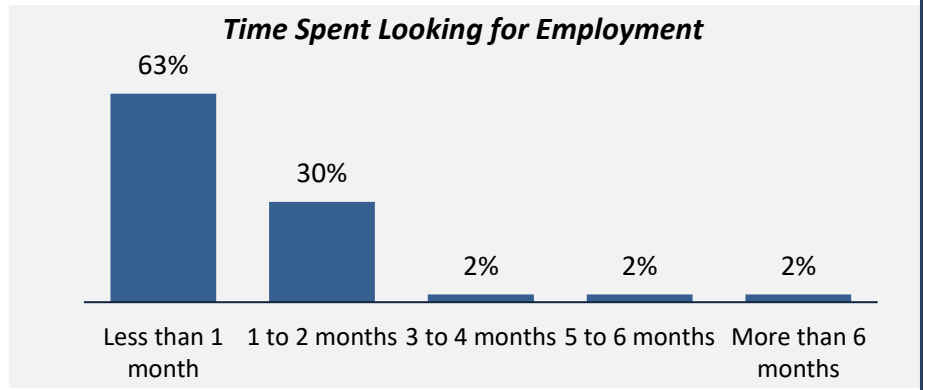
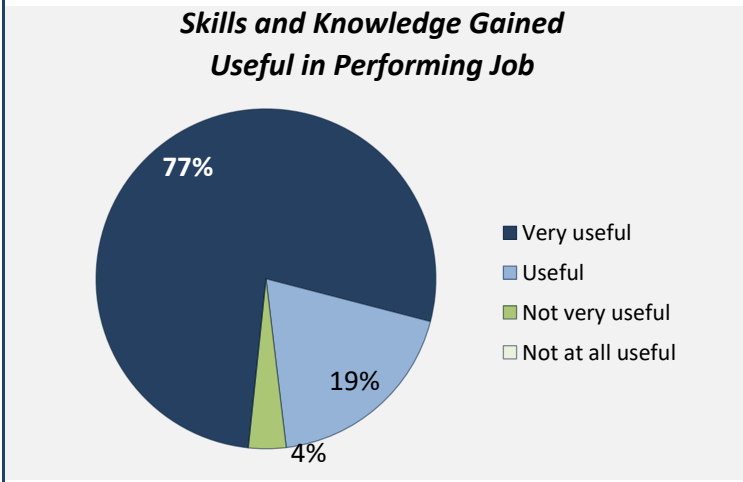
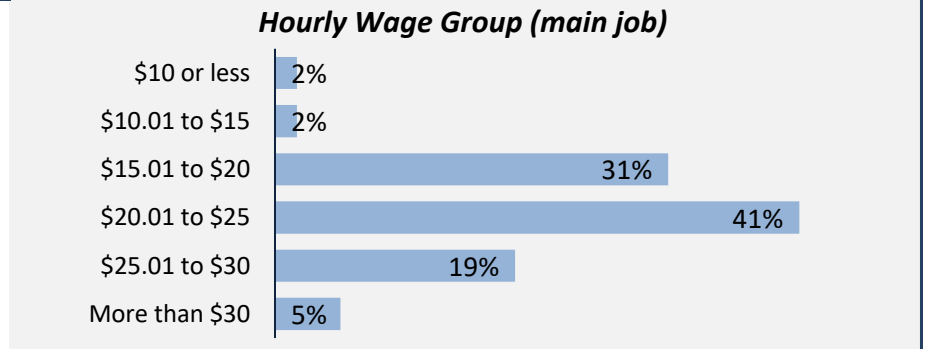
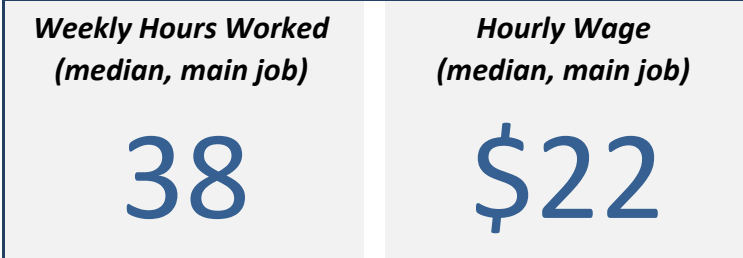
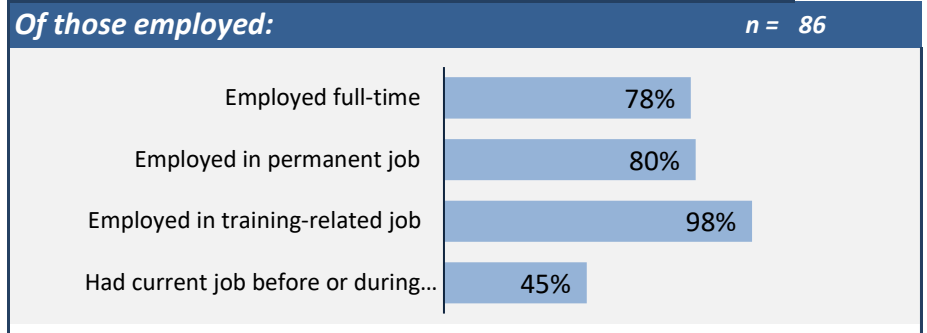
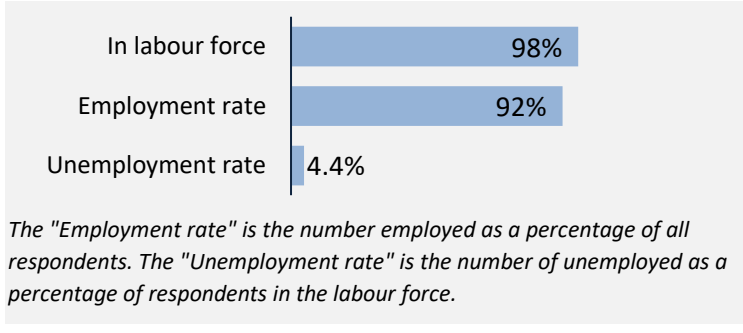
25%

Applied filters:

CPC: VCC: Early Childhood Care and Education;

Cohort	203
Respondents	95
Response Rate	47%

Employment Outcomes



Top Occupations (5-digit NOC)

	# Employed	% of those employed
42202: Early childhood educators and assistants	76	88%
XXXXX: Unclassified occupations	5	6%
63210: Hairstylists and barbers	1	1%
44100: Home child care providers	1	1%
40030: Managers in social, community and correctional services	1	1%
14100: General office support workers	1	1%
43100: Elementary and secondary school teacher assistants	1	1%
Total of top occupations	86	100%
Total employed	86	

Applied filters:

CPC: VCC: Early Childhood Care and Education;

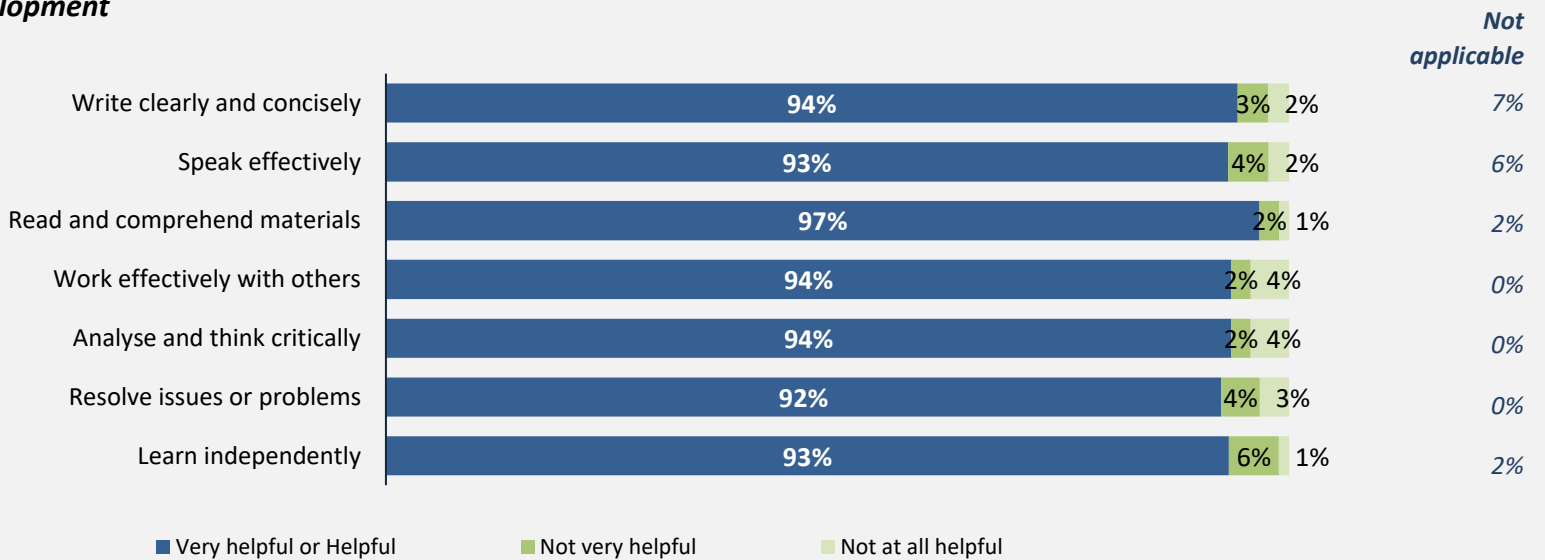
Cohort	203
Respondents	95
Response Rate	47%

Skill Development and Post-Secondary Experience

96%

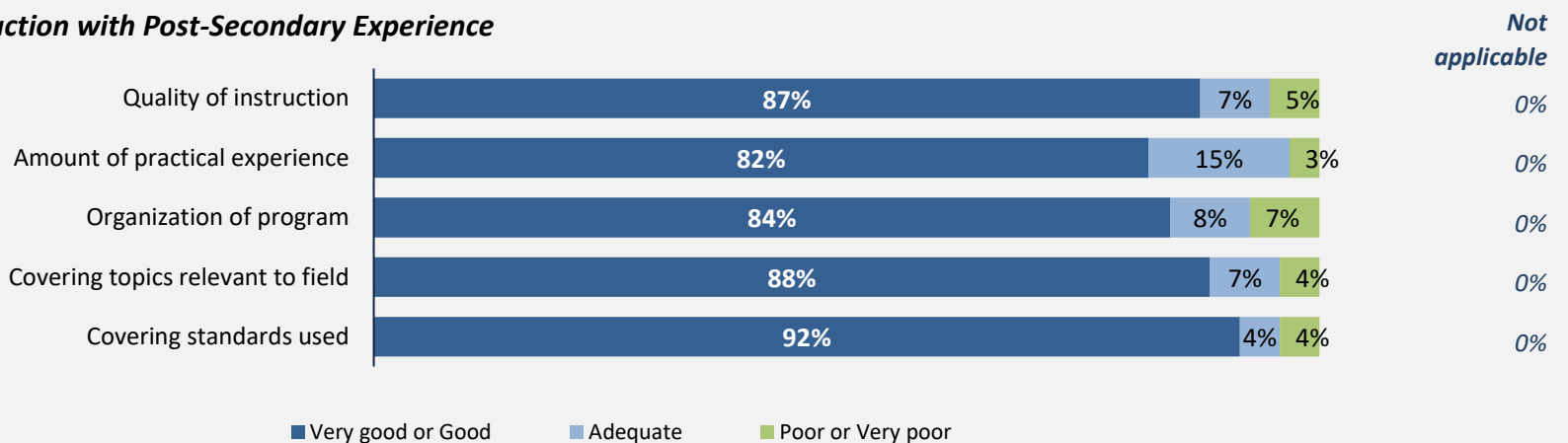
said they were very satisfied or satisfied with the education they received.

Skill Development



Percentages are based on those who gave a valid rating, excluding those who said Not applicable.

Satisfaction with Post-Secondary Experience



Percentages are based on those who gave a valid rating, excluding those who said Not applicable.