

Summary of Survey Results: 2020-2024

Trades Training Type:

Progressive apprenticeship, Traditional apprenticeship, Trades foundation, and Trades-related vocational programs

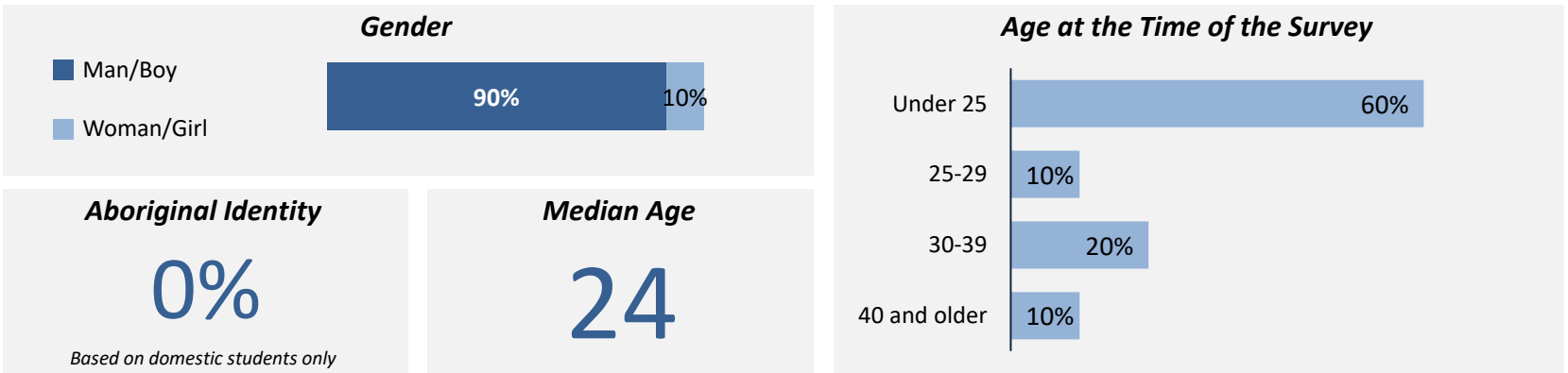
Applied filters:

CPC: VCC: Electronics Repair Technology;

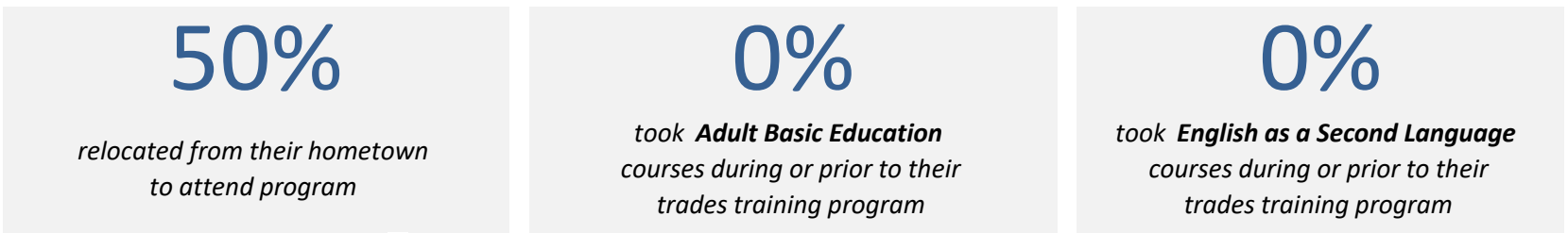
Cohort	24
Respondents	10
Response Rate	42%

Description of Survey Respondents

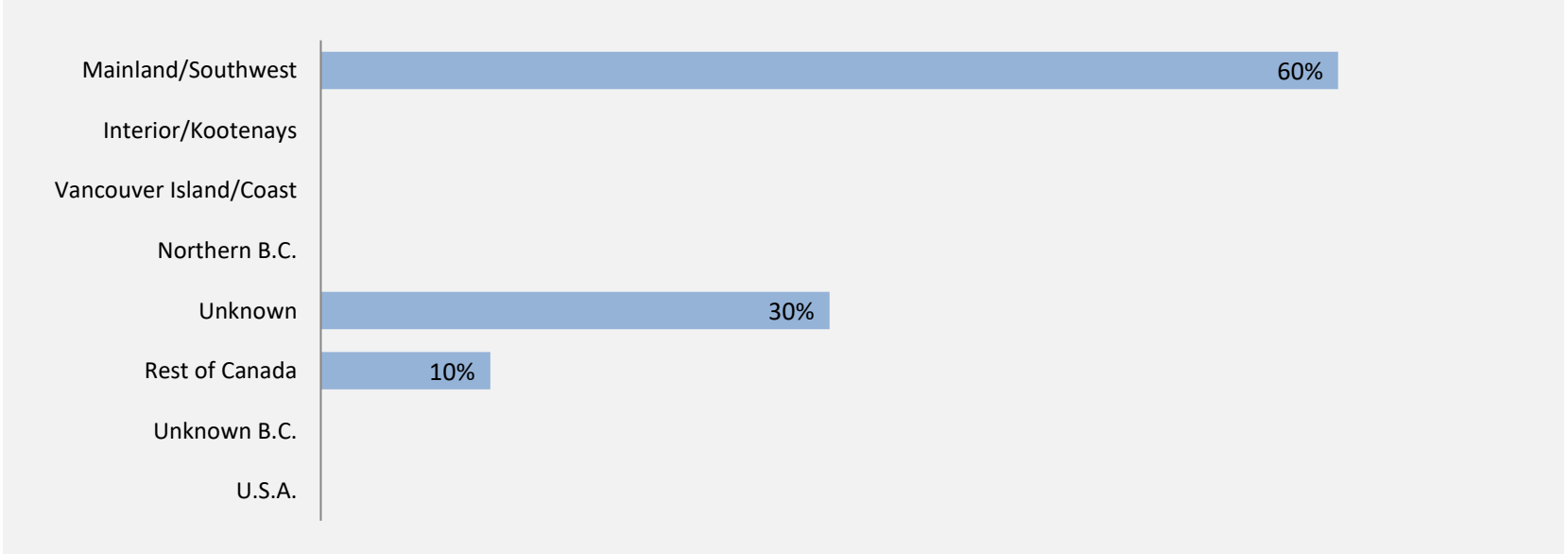
Demographics



About the Respondents



Region respondents were living in at the time of the survey



Summary of Survey Results: 2020-2024

Trades Training Type:

Progressive apprenticeship, Traditional apprenticeship, Trades foundation, and Trades-related vocational programs

Applied filters:

CPC: VCC: Electronics Repair Technology;

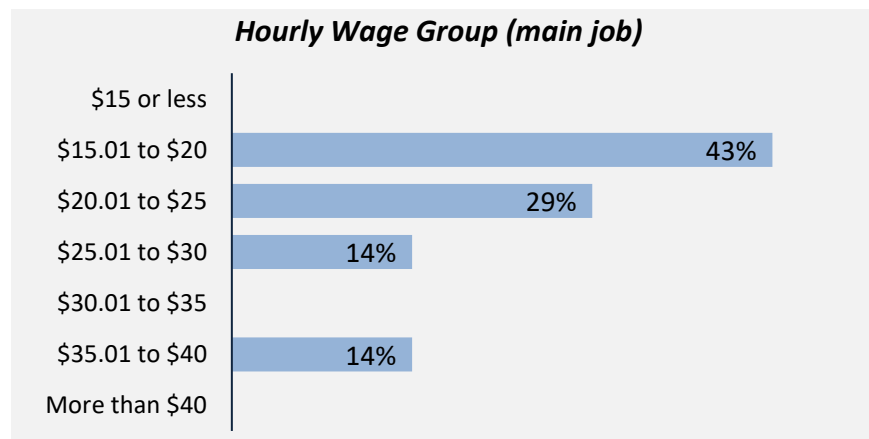
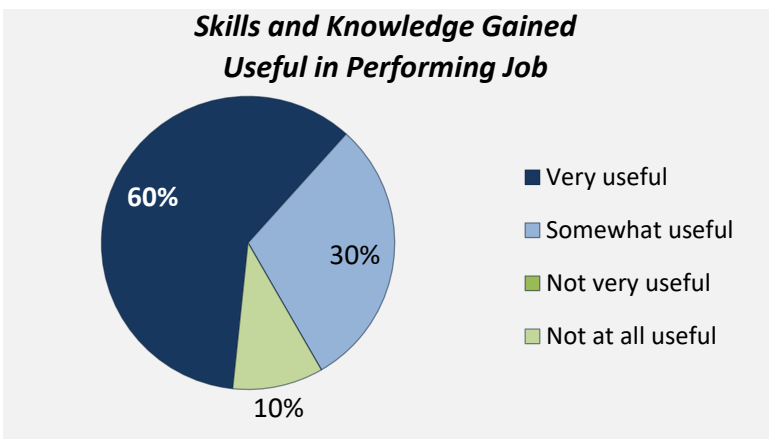
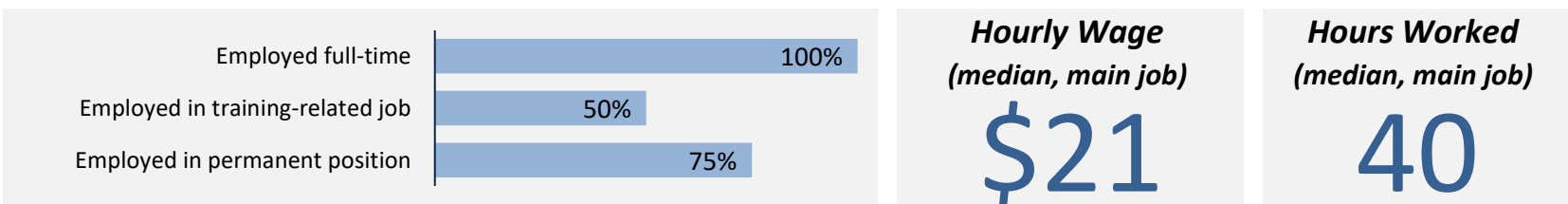
Cohort	24
Respondents	10
Response Rate	42%

Employment Outcomes



The "Employment rate" is the number employed as a percentage of all respondents.
 The "Unemployment rate" is the number of unemployed as a percentage of respondents in the labour force.

Of those employed: n = 10



Top Occupations (5-digit NOC)	# employed	% of those employed
75101: Material handlers	3	30%
22311: Electronic service technicians (household and business equipment)	1	10%
72421: Appliance servicers and repairers	1	10%
60020: Retail and wholesale trade managers	1	10%
64409: Other customer and information services representatives	1	10%
72302: Gas fitters	1	10%
XXXXX: Unclassified occupations	1	10%
63200: Cooks	1	10%
<i>Total of top occupations</i>		10
<i>Total employed</i>		10
		100%

Summary of Survey Results: 2020-2024

Trades Training Type:

Progressive apprenticeship, Traditional apprenticeship, Trades foundation, and Trades-related vocational programs

Applied filters:

CPC: VCC: Electronics Repair Technology;

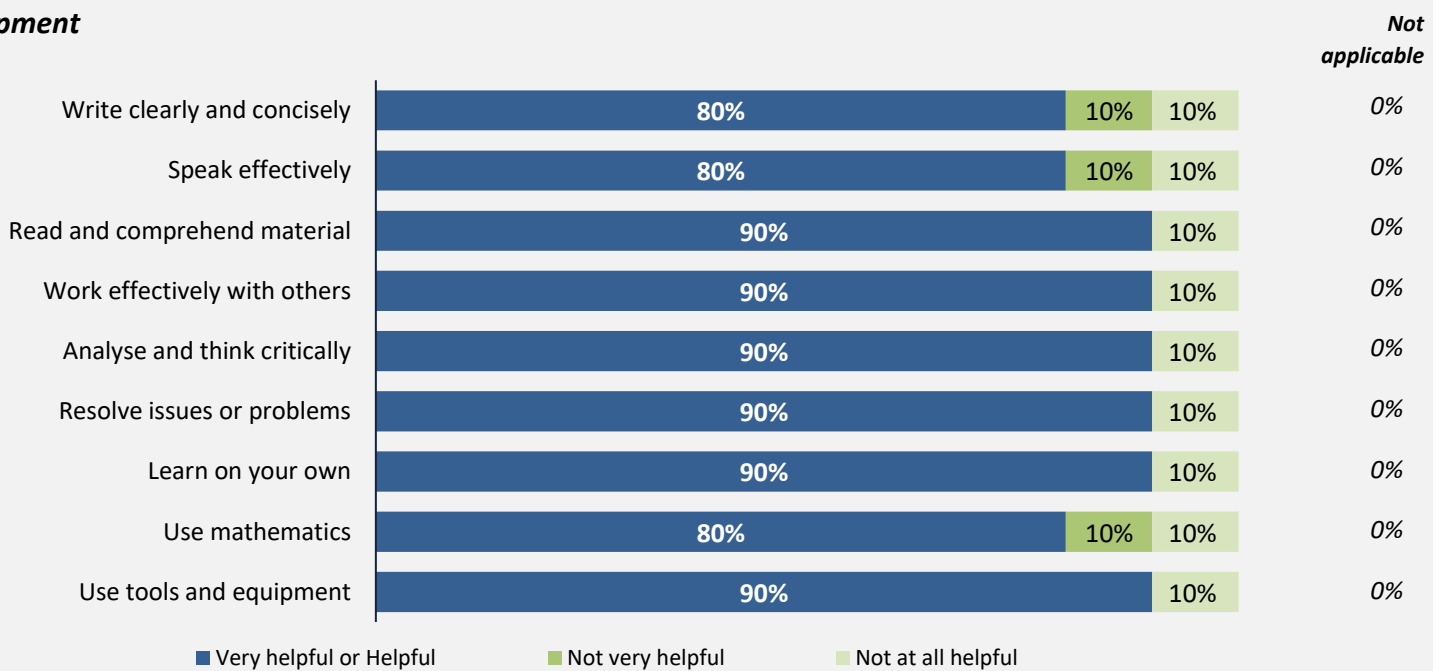
Cohort	24
Respondents	10
Response Rate	42%

Skill Development and Post-Secondary Experience

89%

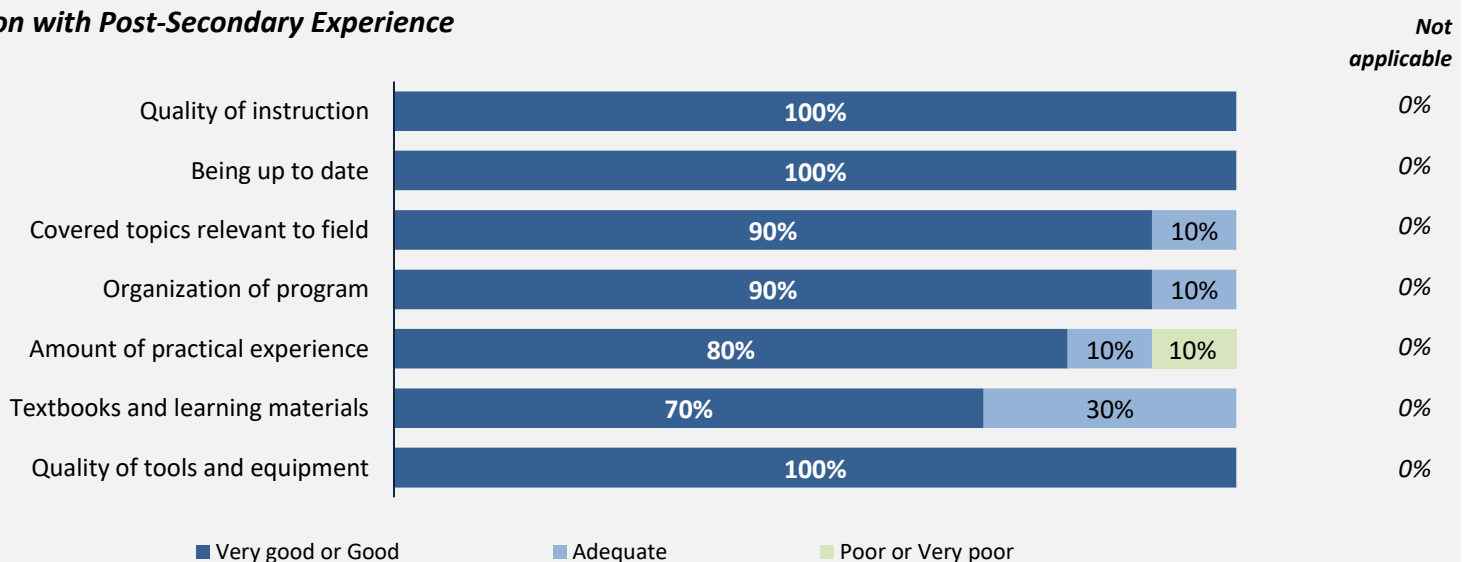
said they were very satisfied or satisfied with the education they received.

Skill Development



Percentages are based on those who gave a valid rating, excluding those who said not applicable.

Satisfaction with Post-Secondary Experience



Percentages are based on those who gave a valid rating, excluding those who said not applicable.

Summary of Survey Results: 2020-2024

Trades Training Type:

Progressive apprenticeship, Traditional apprenticeship


Applied filters:

CPC: VCC: Electronics Repair Technology;

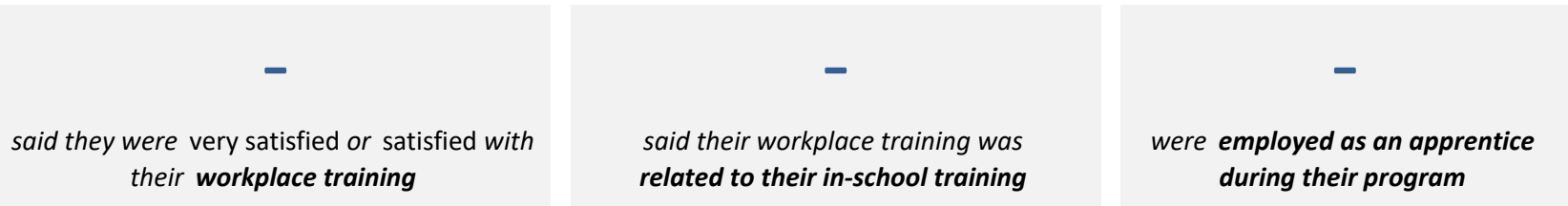
Cohort -
Respondents -
Response Rate 0%

Apprenticeship programs

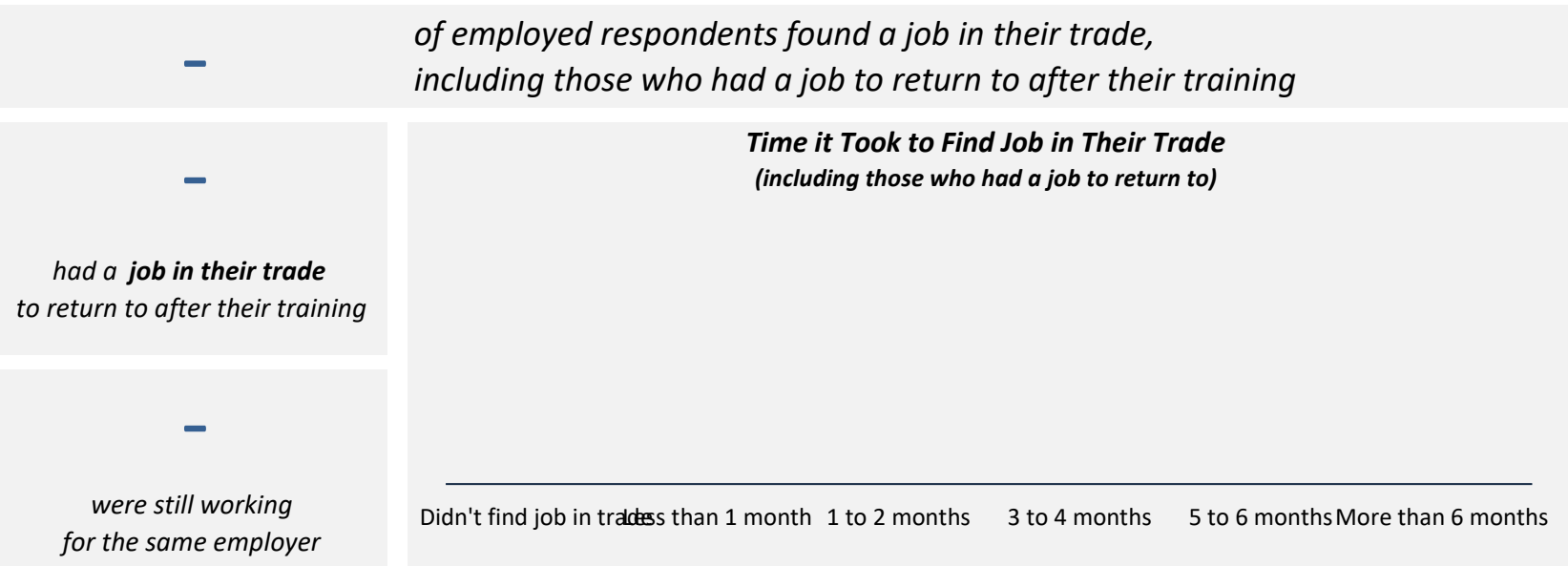
In-School Experiences



Workplace Experiences



Employment After Leaving School



Summary of Survey Results: 2020-2024

Trades Training Type:

Trades foundation, Trades-related vocational programs

Applied filters:

CPC: VCC: Electronics Repair Technology;

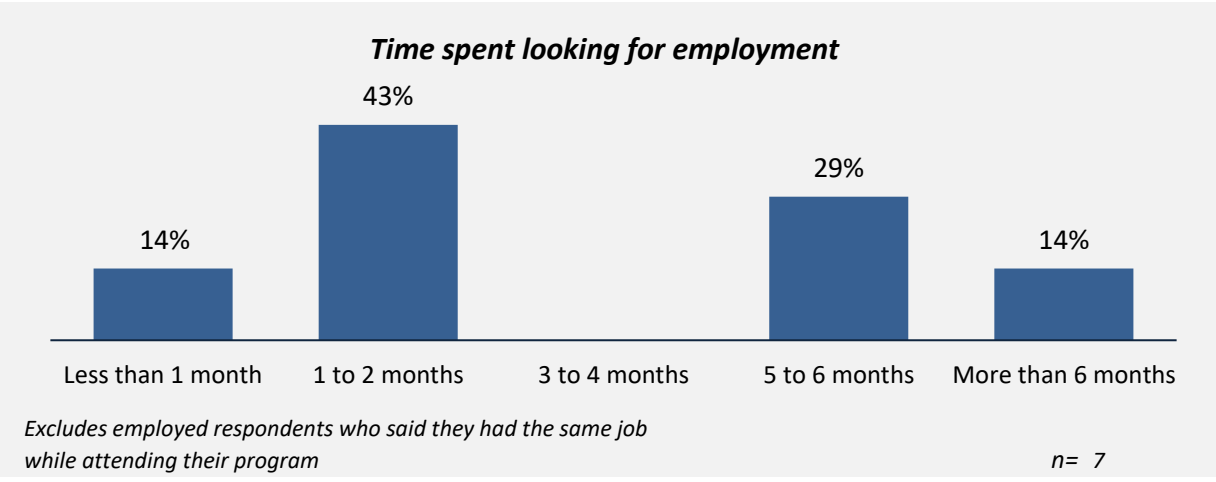
Cohort	24
Respondents	10
Response Rate	42%

Trades foundation & Trades-related vocational programs

Employment After Leaving School

20%
had the same job before or while they were attending school

63%
said their education was useful in getting their job



Other Education

Trades-related vocational respondents only, results are shown for the education they took before and after their program.

*Not asked in 2024

—
took further studies after completing their program
n = -

—
of those who had taken further studies said their program prepared them well

—
of respondents were currently studying
n = -



Of those who took further studies at a different institution:

—
expected transfer credit*
n = -

Of those who expected transfer credit:

—
received transfer credit*

—
were very satisfied or satisfied with their transfer experience*

Summary of Survey Results: 2020-2024

Trades Training Type:

Trades foundation, Trades-related vocational programs

Applied filters:

CPC: VCC: Electronics Repair Technology;

Cohort	24
Respondents	10
Response Rate	42%

had taken previous post-secondary education n = -



Based on those who had taken previous post-secondary education.
Respondents could report more than one type of post-secondary credential.

Transition to Apprenticeship n = 8
The following results are for Trades foundation respondents only.

75%
of Trades foundation respondents tried to get employment as an apprentice after they left their program

40%
of those who tried to get employment as an apprentice were successful

