

Applied filters:


CPC: VCC: Fashion Merchandising;

Cohort	15
Respondents	8
Response Rate	53%

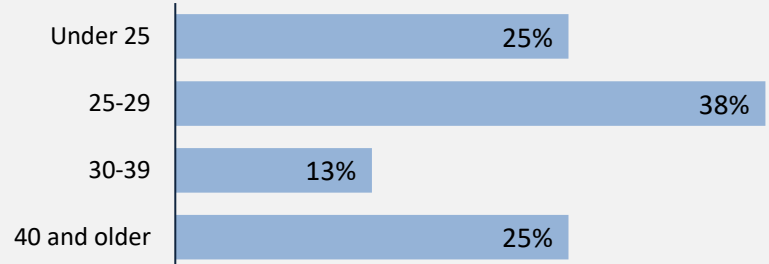
Description of Survey Respondents

Demographics

Gender



Age at the Time of the Survey



Indigenous Identity

29%

Based on domestic students only.

Median Age

28

Further Education

13%

took further studies after graduating from their program
n = 1

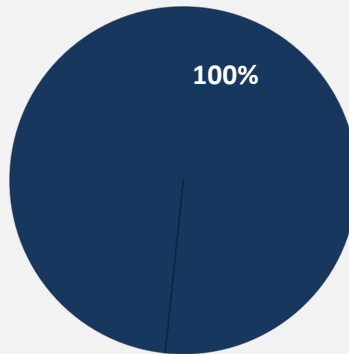
100%

of those who had taken further studies said their program prepared them well

0%

of respondents were currently studying

Further Studies Related to Program



■ Very related ■ Somewhat related
■ Not very related ■ Not at all related

Of those who took further studies at a different institution:

0%

expected transfer credit
n = 0

Of those who expected transfer credit:

—

Received transfer credit

—

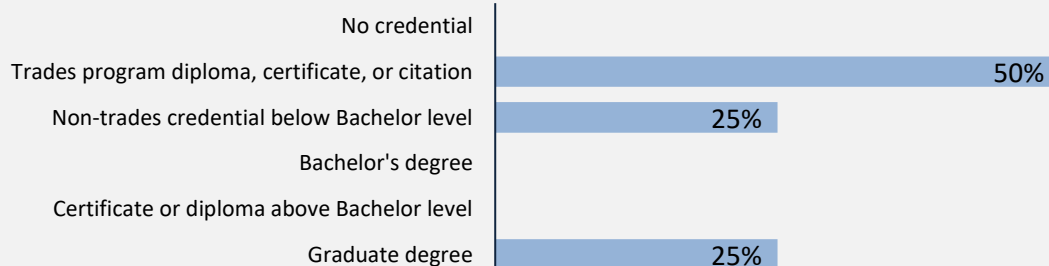
were very satisfied or satisfied with their transfer experience

Past Education

50%

of respondents had taken previous post-secondary education

n = 4



Credentials are based on those who had taken previous post-secondary education. Respondents could report more than one type of post-secondary credential.

Respondents were asked if they took ABE or ESL courses during or prior to their studies

Adult Basic Education

13%

English as a Second Language

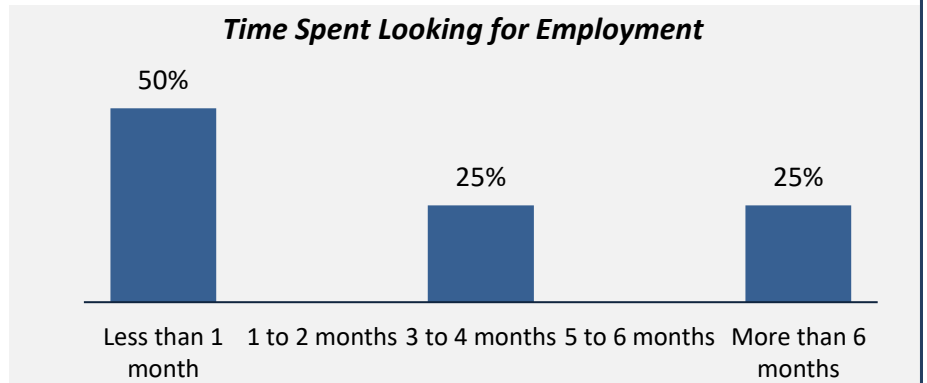
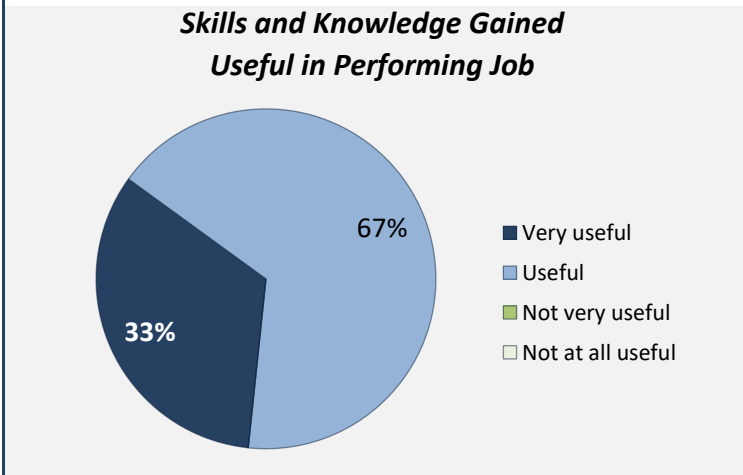
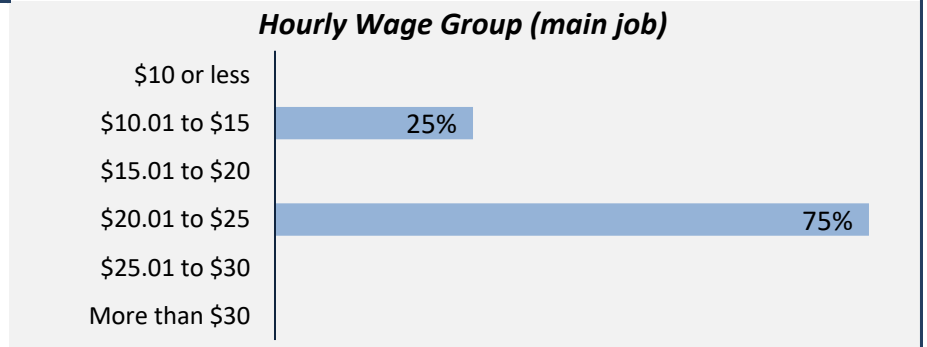
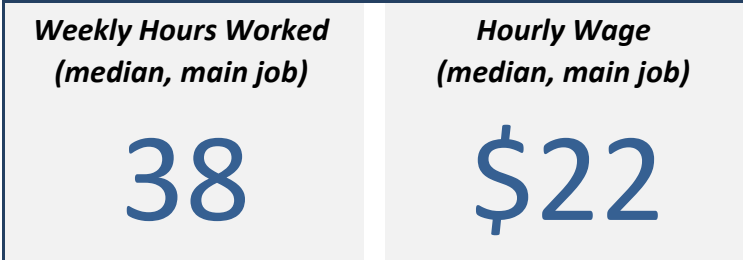
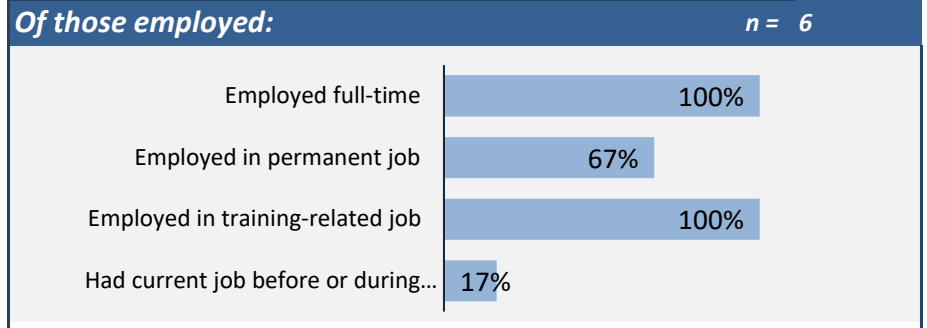
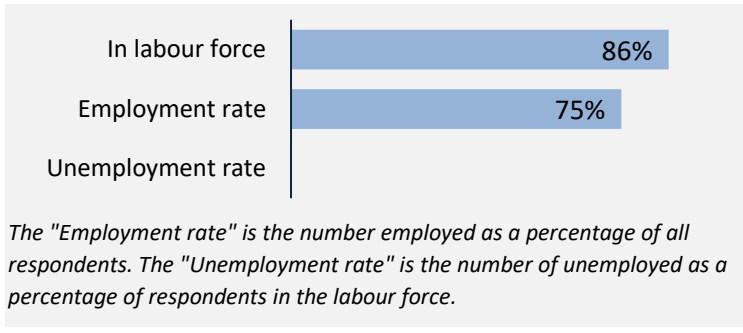
13%

Applied filters:

CPC: VCC: Fashion Merchandising;

Cohort 15
Respondents 8
Response Rate 53%

Employment Outcomes



Top Occupations (5-digit NOC)

	# Employed	% of those employed
64101: Sales and account representatives - wholesale trade (non-technical)	1	17%
94131: Weavers, knitters and other fabric making occupations	1	17%
64300: Maitres d'hotel and hosts/hostesses	1	17%
62101: Retail and wholesale buyers	1	17%
60020: Retail and wholesale trade managers	1	17%
64100: Retail salespersons and visual merchandisers	1	17%
Total of top occupations	6	100%
Total employed	6	

Applied filters:

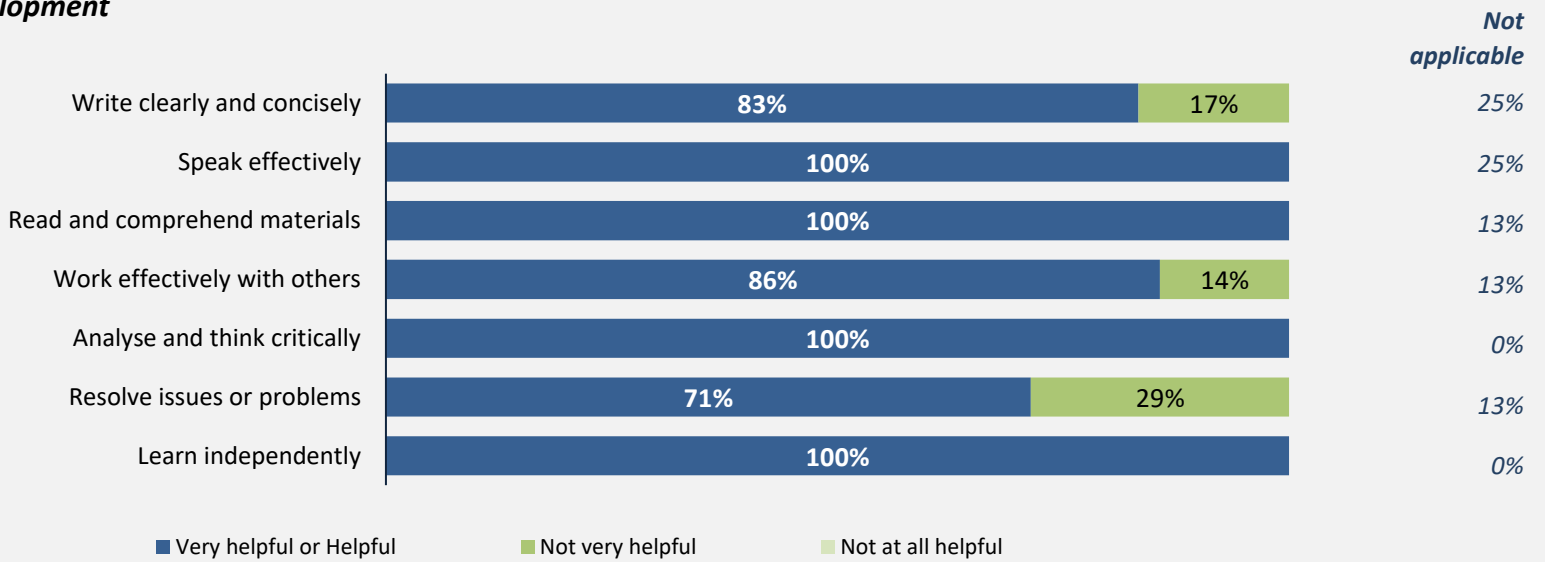
CPC: VCC: Fashion Merchandising;

Cohort	15
Respondents	8
Response Rate	53%

Skill Development and Post-Secondary Experience

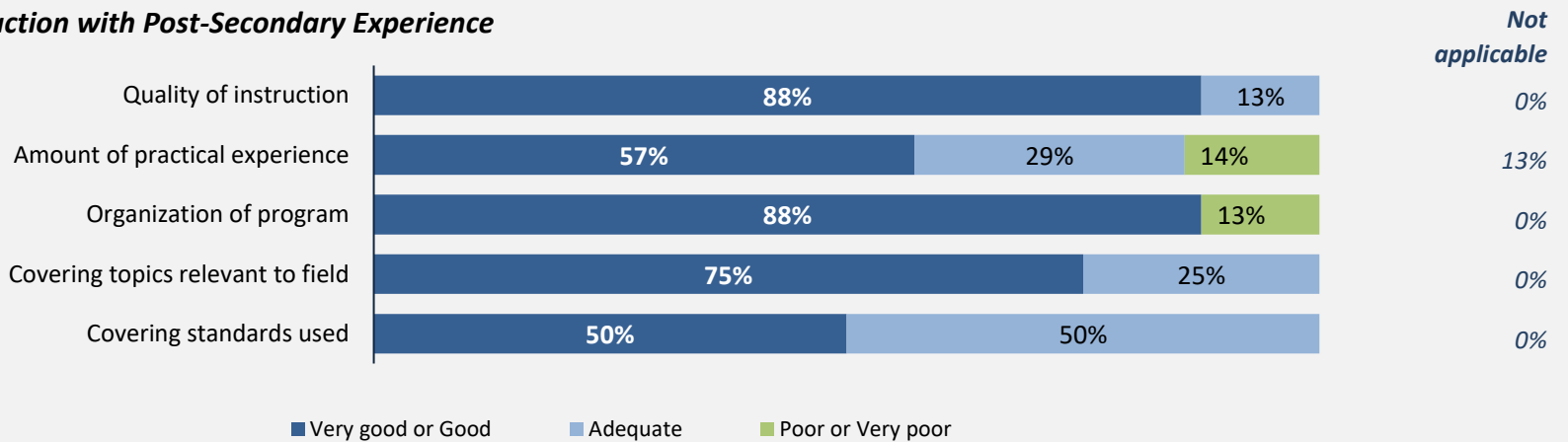
100% said they were very satisfied or satisfied with the education they received.

Skill Development



Percentages are based on those who gave a valid rating, excluding those who said Not applicable.

Satisfaction with Post-Secondary Experience



Percentages are based on those who gave a valid rating, excluding those who said Not applicable.