

Applied filters:


CPC: VCC: Health Care Assistant;

Cohort	500
Respondents	260
Response Rate	52%

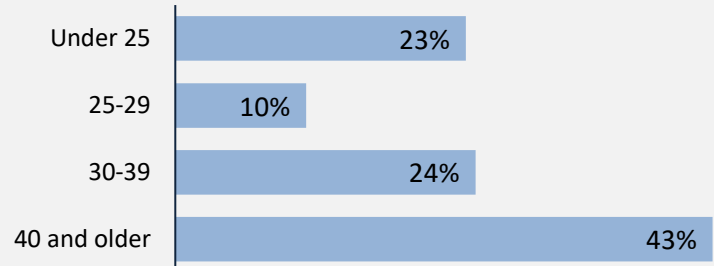
Description of Survey Respondents

Demographics

Gender



Age at the Time of the Survey



Indigenous Identity

4%

Based on domestic students only.

Median Age

37

Further Education

33%

took further studies after graduating from their program

n = 82

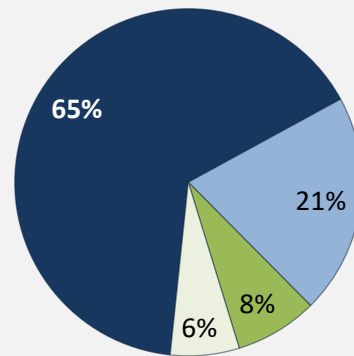
96%

of those who had taken further studies said their program prepared them well

25%

of respondents were currently studying

Further Studies Related to Program



■ Very related ■ Somewhat related
■ Not very related ■ Not at all related

Of those who took further studies at a different institution:

23%

expected transfer credit
n = 7

Of those who expected transfer credit:

86%

Received transfer credit

100%

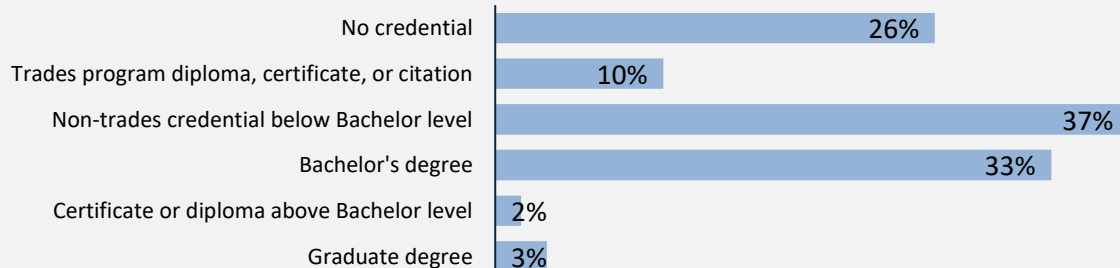
were very satisfied or satisfied with their transfer experience

Past Education

53%

of respondents had taken previous post-secondary education

n = 136



Credentials are based on those who had taken previous post-secondary education. Respondents could report more than one type of post-secondary credential.

Respondents were asked if they took ABE or ESL courses during or prior to their studies

Adult Basic Education

10%

English as a Second Language

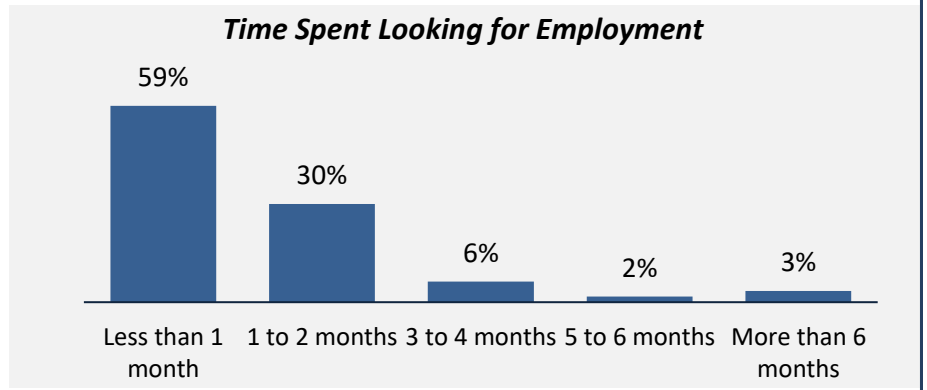
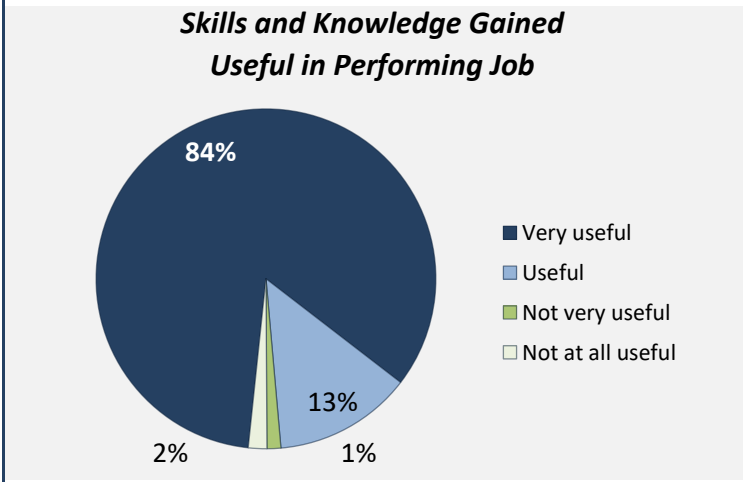
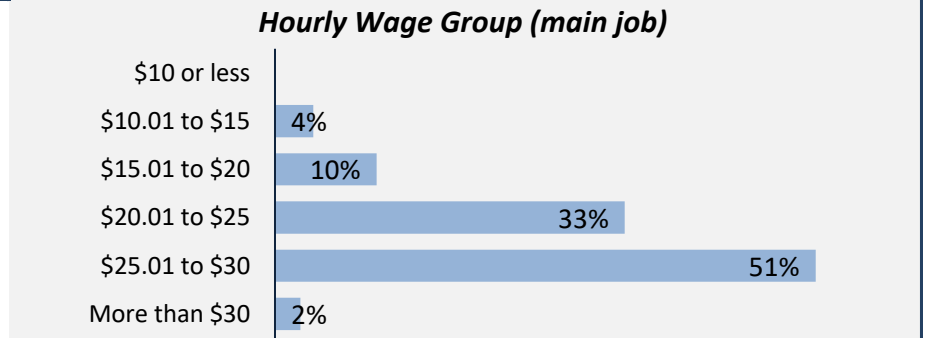
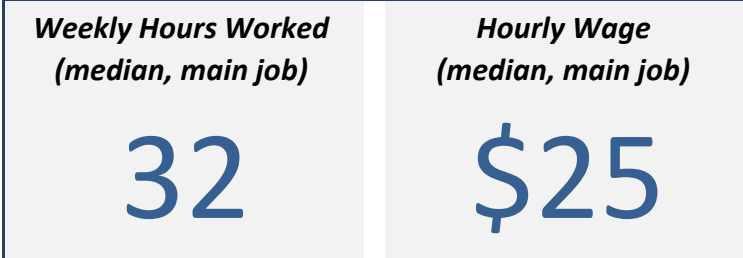
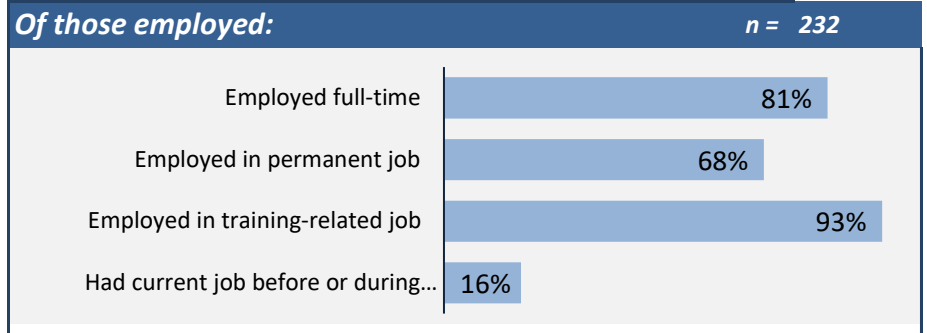
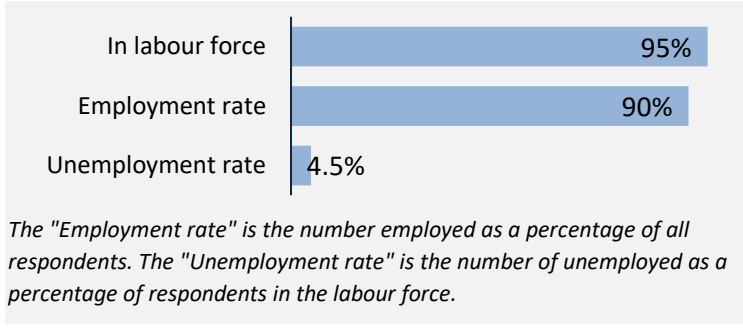
21%

Applied filters:

CPC: VCC: Health Care Assistant;

Cohort	500
Respondents	260
Response Rate	52%

Employment Outcomes



Top Occupations (5-digit NOC)

	# Employed	% of those employed
33102: Nurse aides, orderlies and patient service associates	180	78%
44101: Home support workers, caregivers and related occupations	18	8%
XXXXX: Unclassified occupations	11	5%
13112: Medical administrative assistants	3	1%
14200: Accounting and related clerks	2	1%
42201: Social and community service workers	2	1%
50011: Managers - publishing, motion pictures, broadcasting and performing arts	1	0%
64301: Bartenders	1	0%
62022: Accommodation, travel, tourism and related services supervisors	1	0%
33101: Medical laboratory assistants and related technical occupations	1	0%
Total of top occupations	220	95%
Total employed	232	

Applied filters:

CPC: VCC: Health Care Assistant;

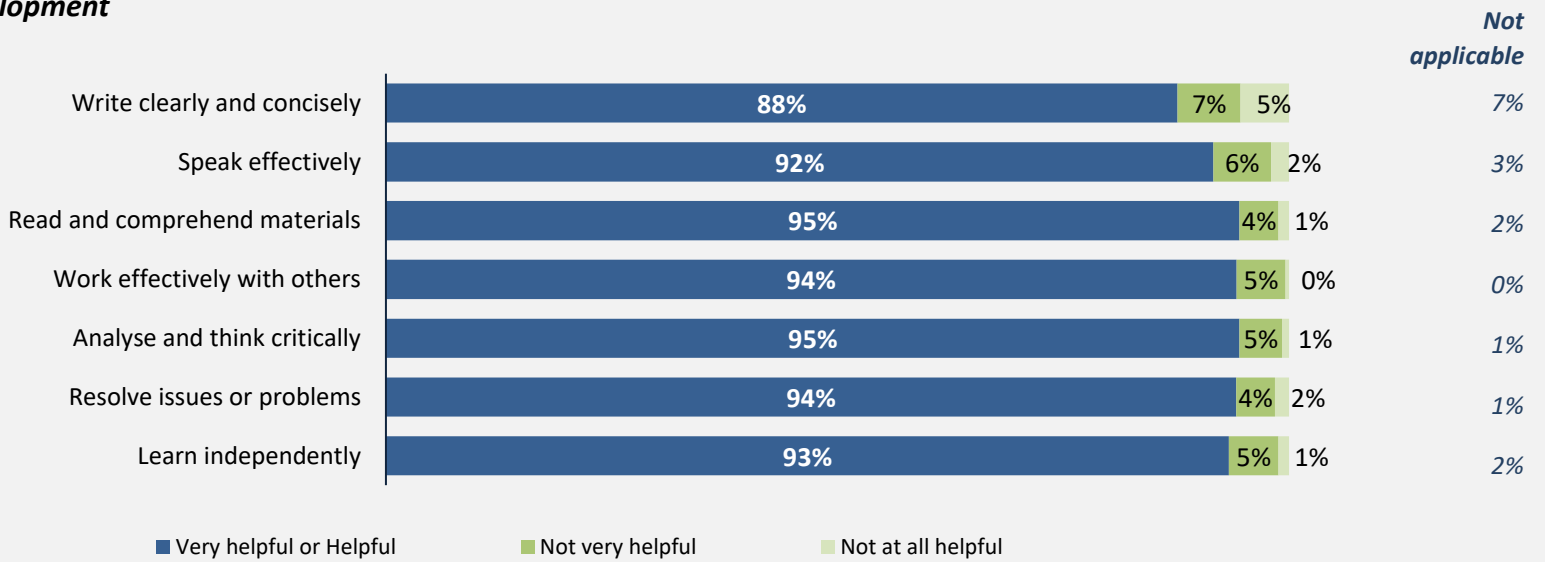
Cohort	500
Respondents	260
Response Rate	52%

Skill Development and Post-Secondary Experience

96%

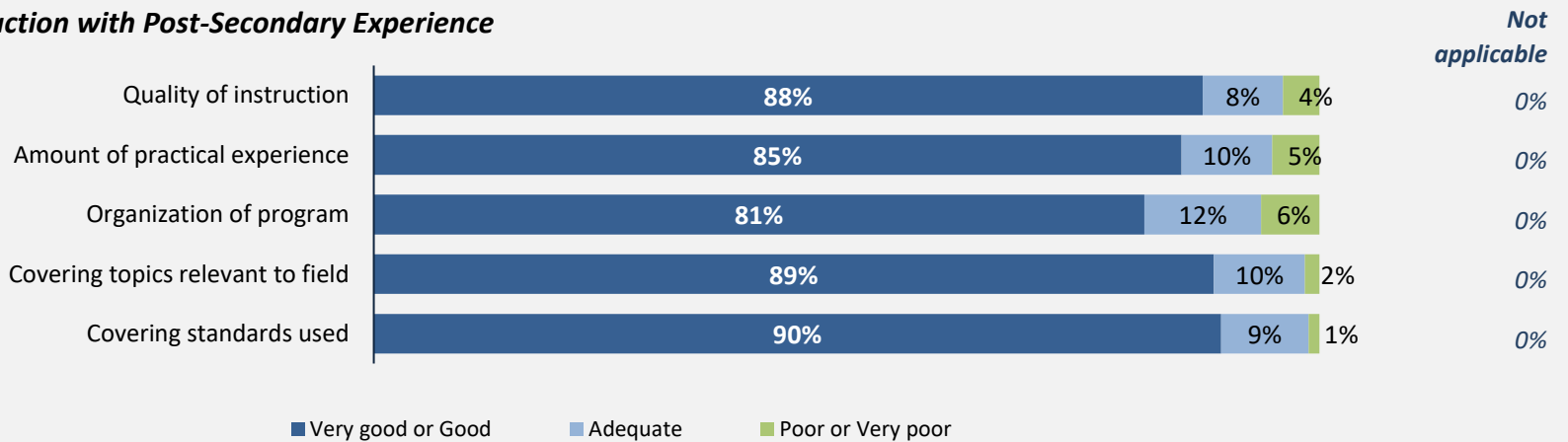
said they were very satisfied or satisfied with the education they received.

Skill Development



Percentages are based on those who gave a valid rating, excluding those who said Not applicable.

Satisfaction with Post-Secondary Experience



Percentages are based on those who gave a valid rating, excluding those who said Not applicable.