

**Applied filters:**


CPC: VCC: Health Unit Coordinator;

Cohort	104
Respondents	46
Response Rate	44%

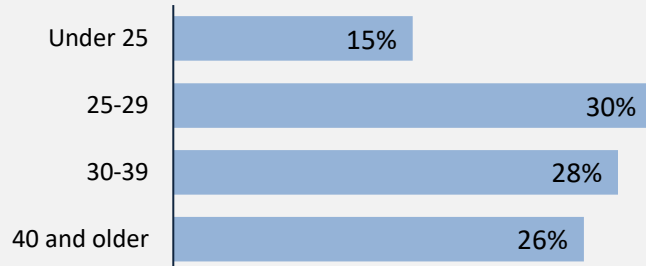
## Description of Survey Respondents

### Demographics

#### Gender



#### Age at the Time of the Survey



#### Indigenous Identity

2%

*Based on domestic students only.*

#### Median Age

31

### Further Education

22%

took further studies after graduating from their program

*n = 10*

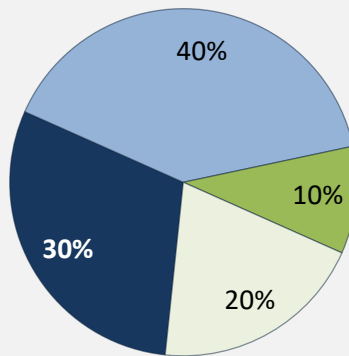
83%

of those who had taken further studies said their program prepared them well

15%

of respondents were currently studying

#### Further Studies Related to Program



■ Very related      ■ Somewhat related  
■ Not very related      ■ Not at all related

#### Of those who took further studies at a different institution:

0%

expected transfer credit  
*n = 0*

#### Of those who expected transfer credit:

—

Received transfer credit

—

were very satisfied or satisfied with their transfer experience

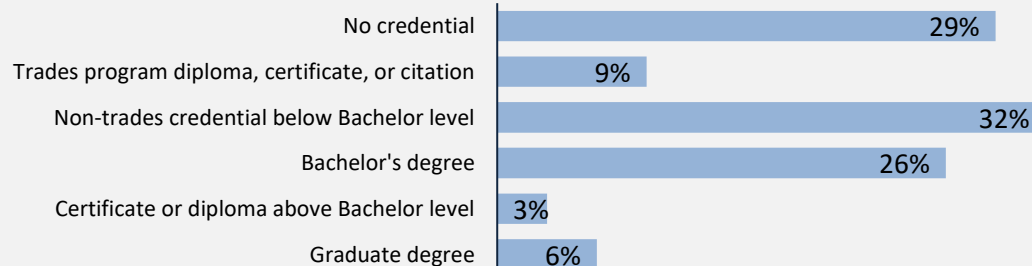
### Past Education

78%

of respondents had taken previous post-secondary education

*n = 35*

Respondents were asked if they took ABE or ESL courses during or prior to their studies



*Credentials are based on those who had taken previous post-secondary education. Respondents could report more than one type of post-secondary credential.*

#### Adult Basic Education

20%

#### English as a Second Language

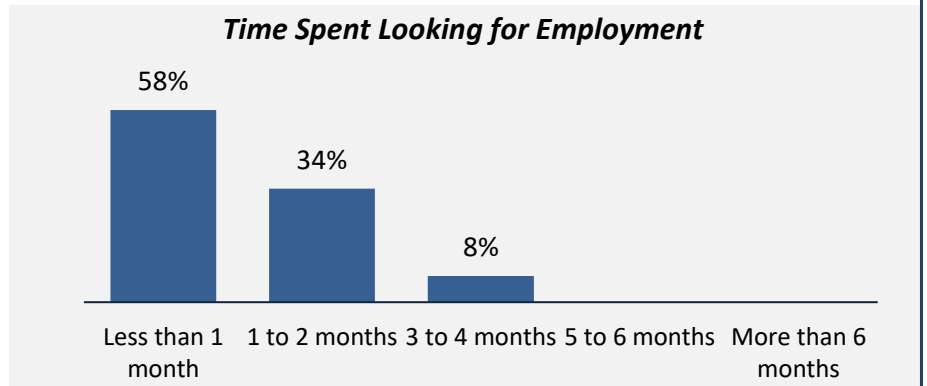
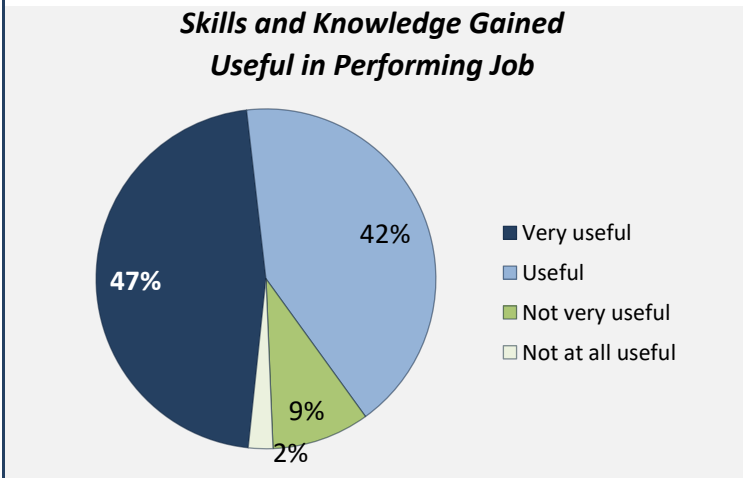
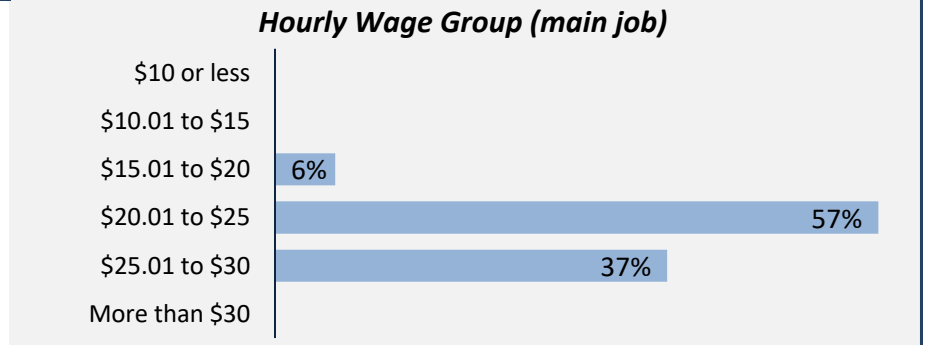
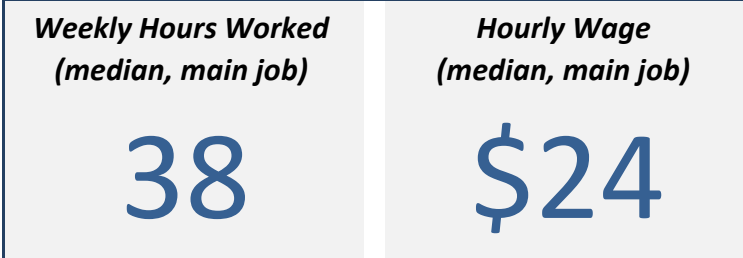
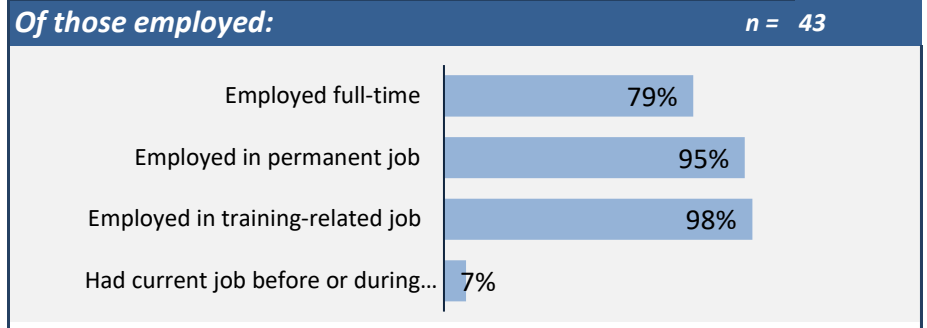
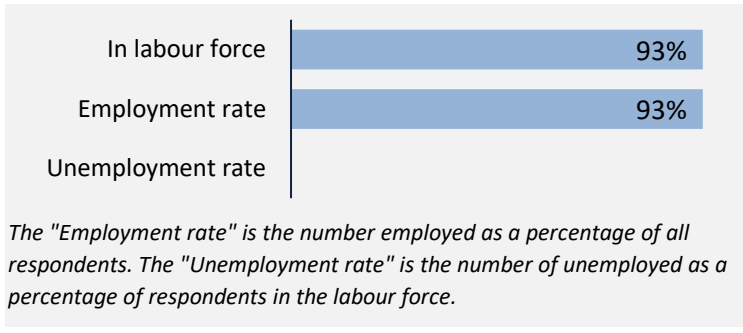
13%

**Applied filters:**

CPC: VCC: Health Unit Coordinator;

<b>Cohort</b>	<b>104</b>
<b>Respondents</b>	<b>46</b>
<b>Response Rate</b>	<b>44%</b>

## Employment Outcomes



### Top Occupations (5-digit NOC)

	# Employed	% of those employed
14100: General office support workers	25	58%
13112: Medical administrative assistants	6	14%
33102: Nurse aides, orderlies and patient service associates	4	9%
14101: Receptionists	4	9%
XXXXX: Unclassified occupations	1	2%
65201: Food counter attendants, kitchen helpers and related support occupations	1	2%
11202: Professional occupations in advertising, marketing and public relations	1	2%
64310: Travel counsellors	1	2%
<b>Total of top occupations</b>	<b>43</b>	<b>100%</b>
<b>Total employed</b>	<b>43</b>	

**Applied filters:**

CPC: VCC: Health Unit Coordinator;

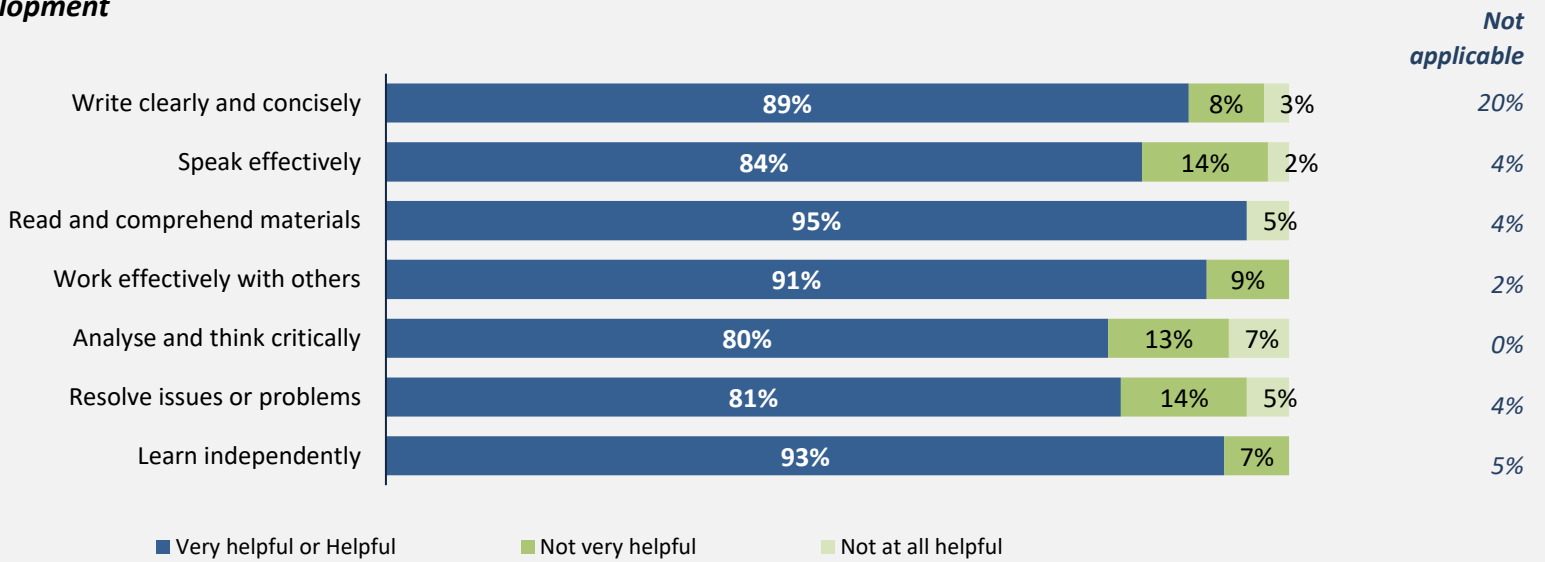
<b>Cohort</b>	<b>104</b>
<b>Respondents</b>	<b>46</b>
<b>Response Rate</b>	<b>44%</b>

## Skill Development and Post-Secondary Experience

**89%**

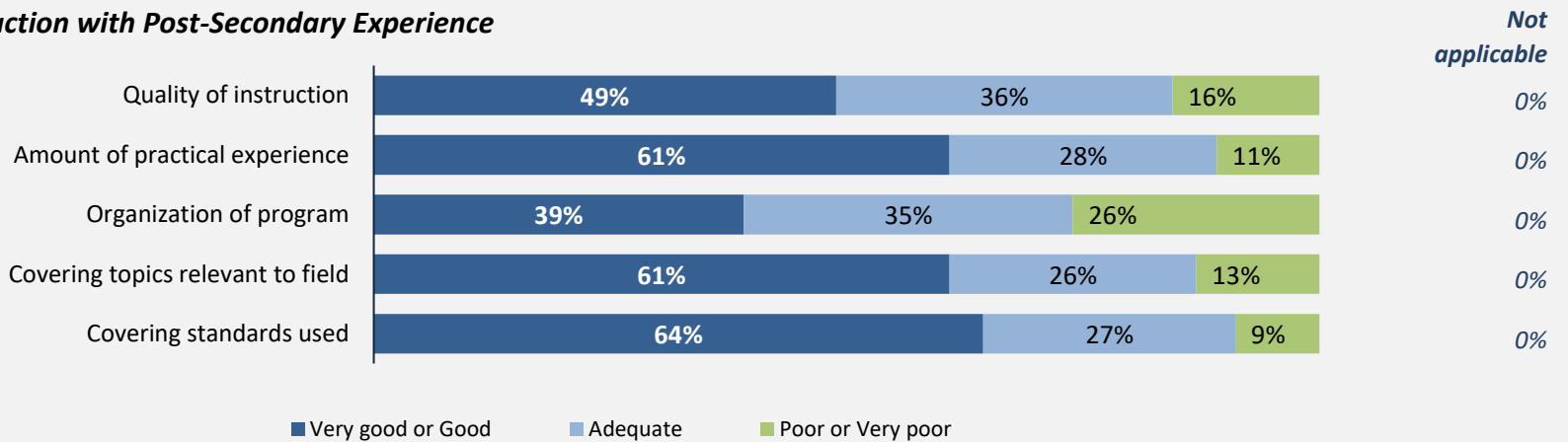
said they were very satisfied or satisfied with the education they received.

### Skill Development



Percentages are based on those who gave a valid rating, excluding those who said Not applicable.

### Satisfaction with Post-Secondary Experience



Percentages are based on those who gave a valid rating, excluding those who said Not applicable.