

Summary of Survey Results: 2021-2025

Trades Training Type:
Progressive apprenticeship, Traditional apprenticeship, Trades foundation, and Trades-related vocational programs

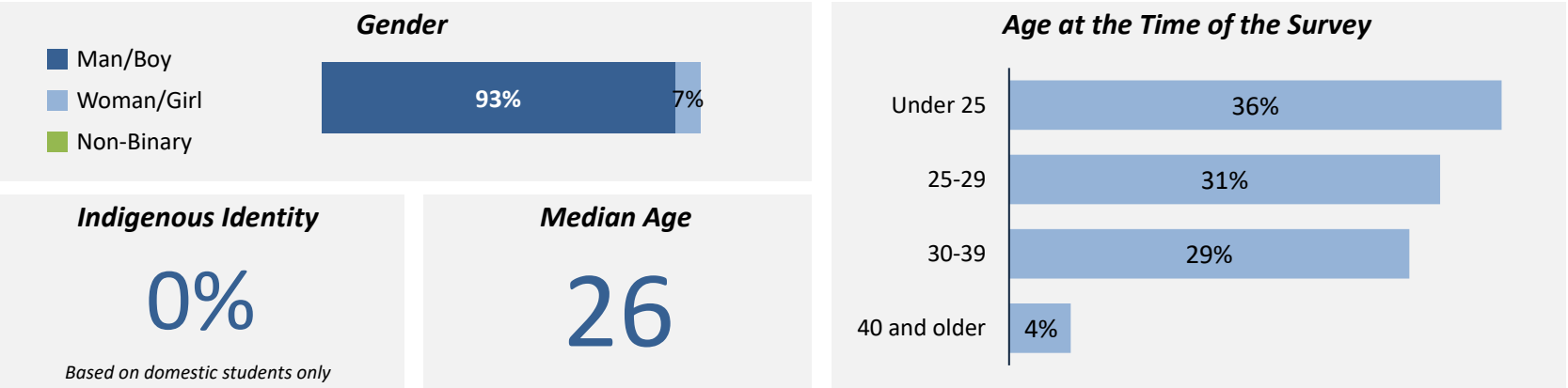
Applied filters:

CPC: VCC: Heavy Duty Equipment Technician Apprentices;

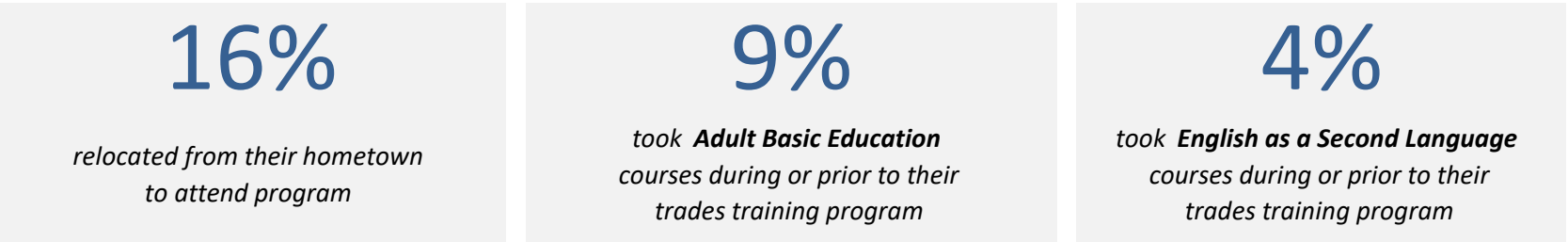
Cohort	103
Respondents	45
Response Rate	44%

Description of Survey Respondents

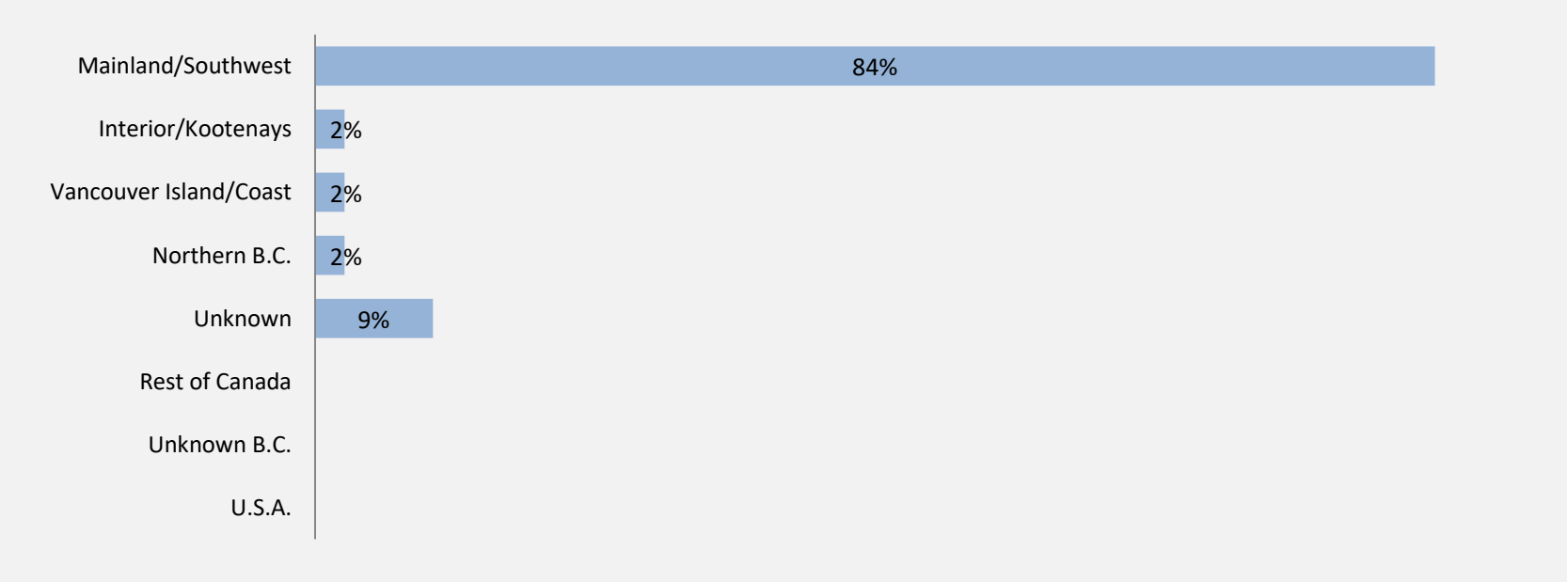
Demographics



About the Respondents



Region respondents were living in at the time of the survey



Summary of Survey Results: 2021-2025

Trades Training Type:
Progressive apprenticeship, Traditional apprenticeship, Trades foundation, and Trades-related vocational programs

Applied filters:
CPC: VCC: Heavy Duty Equipment Technician Apprentice;

Cohort	103
Respondents	45
Response Rate	44%

Employment Outcomes

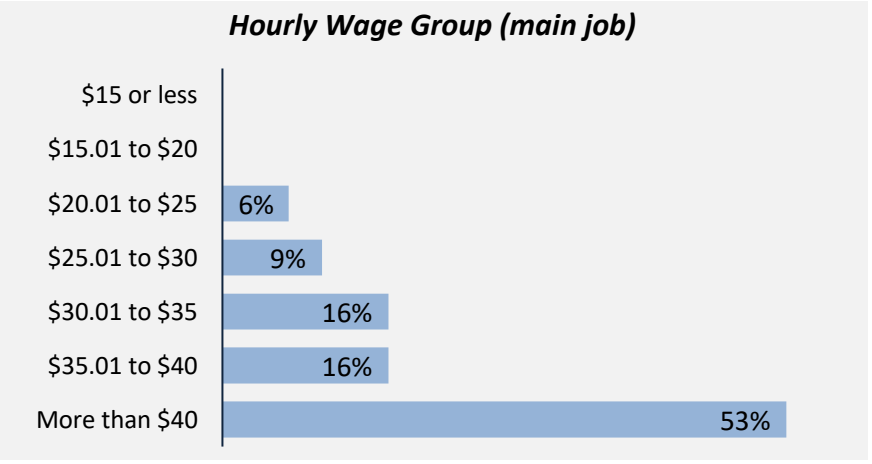
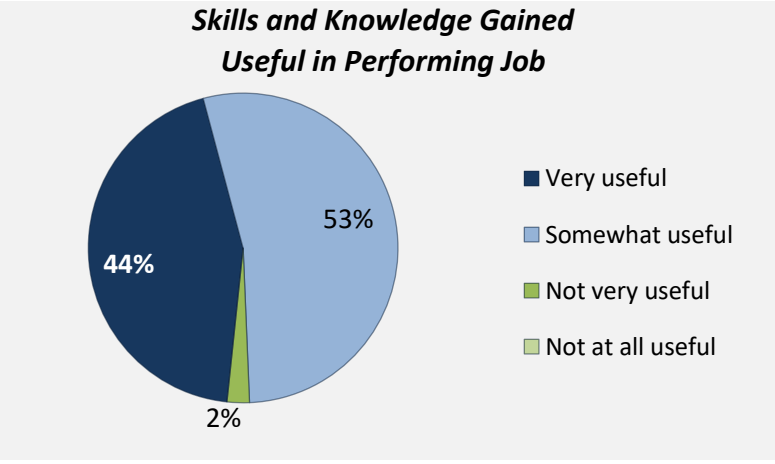
In the labour force 98%	Employment rate 98%	Unemployment rate 0.0%
--	--------------------------------------	---

The "Employment rate" is the number employed as a percentage of all respondents.
The "Unemployment rate" is the number of unemployed as a percentage of respondents in the labour force.

Of those employed:

n = 43

Employed full-time	97%	Hourly Wage <i>(median, main job)</i> \$41	Hours Worked <i>(median, main job)</i> 40
Employed in training-related job	100%		
Employed in permanent position	97%		



Top Occupations (5-digit NOC)	# employed	% of those employed
72401: Heavy-duty equipment mechanics	30	70%
72410: Automotive service technicians, truck and bus mechanics and mechanical repairers	7	16%
75100: Longshore workers	2	5%
72423: Motorcycle, all-terrain vehicle and other related mechanics	1	2%
94204: Mechanical assemblers and inspectors	1	2%
72500: Crane operators	1	2%
XXXXX: Unclassified occupations	1	2%
Total of top occupations	43	100%
Total employed	43	

Summary of Survey Results: 2021-2025

Trades Training Type:

*Progressive apprenticeship, Traditional apprenticeship,
Trades foundation, and Trades-related vocational programs*

Applied filters:

CPC: VCC: Heavy Duty Equipment Technician Apprentice;

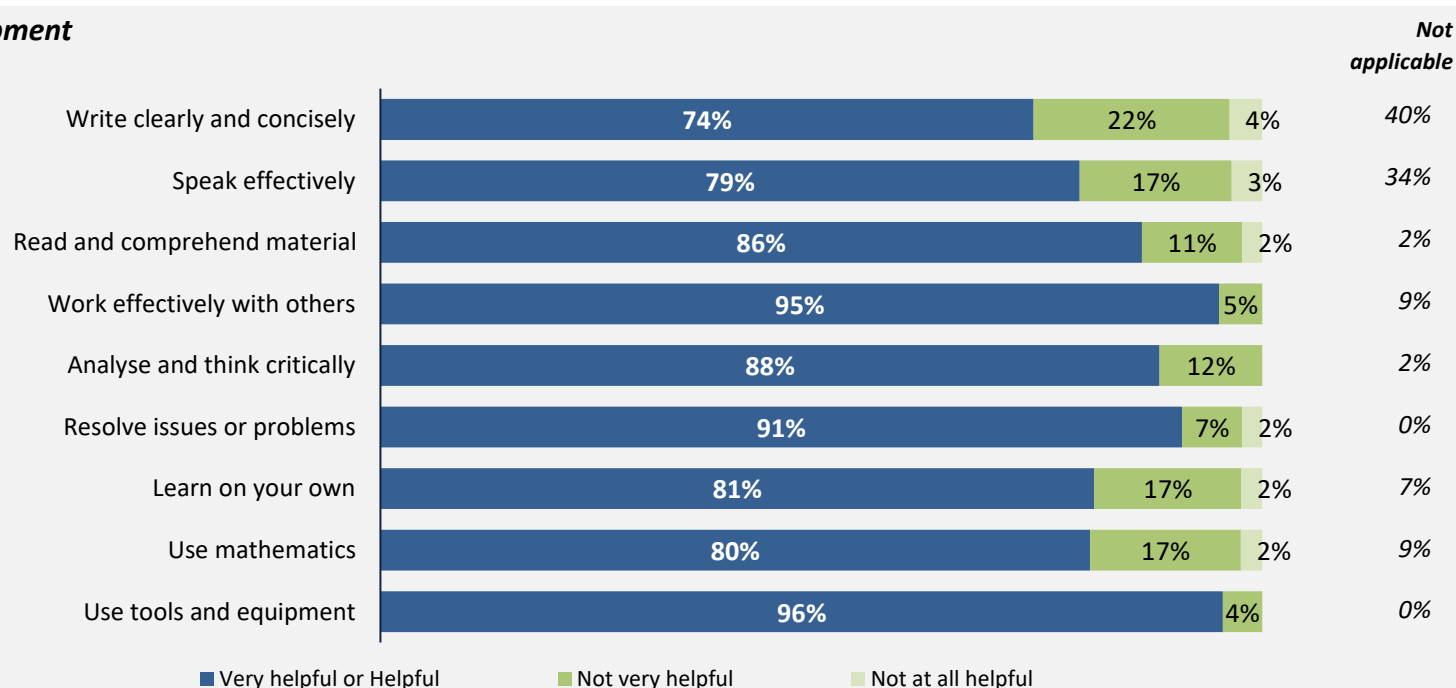
Cohort 103
Respondents 45
Response Rate 44%

Skill Development and Post-Secondary Experience

87%

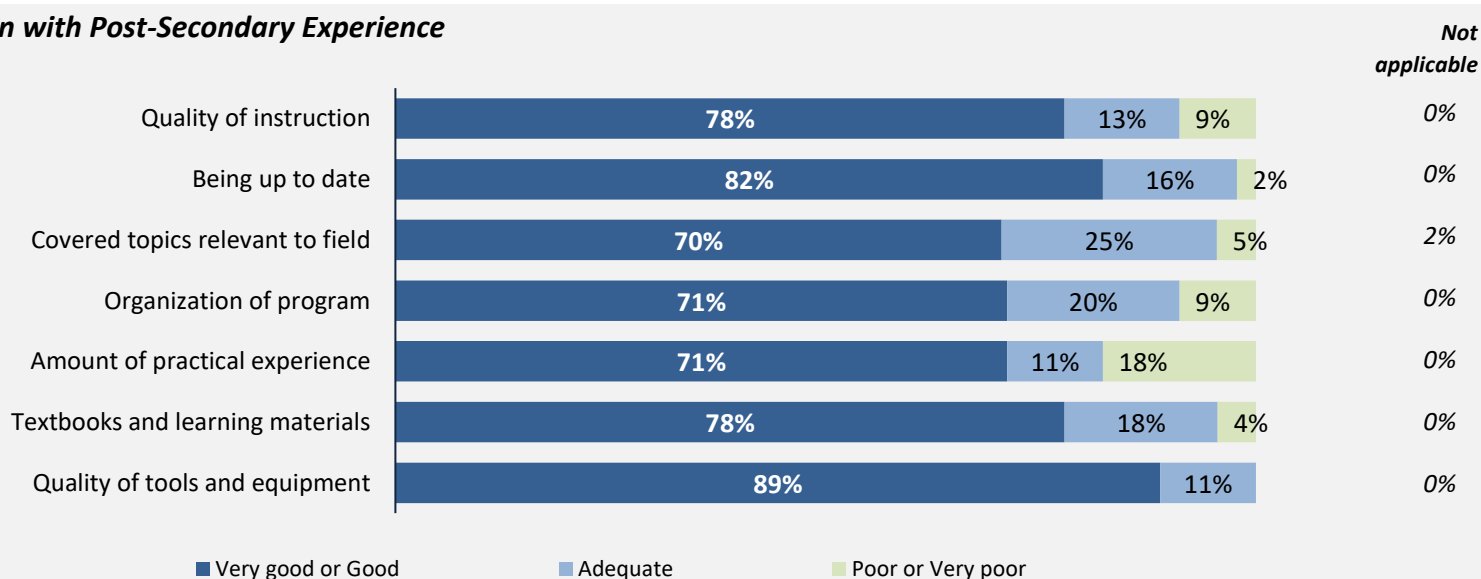
said they were very satisfied or satisfied with the education they received.

Skill Development



Percentages are based on those who gave a valid rating, excluding those who said not applicable.

Satisfaction with Post-Secondary Experience



Percentages are based on those who gave a valid rating, excluding those who said not applicable.

Summary of Survey Results: 2021-2025

Trades Training Type:

Progressive apprenticeship, Traditional apprenticeship

Applied filters:

CPC: VCC: Heavy Duty Equipment Technician Apprentice;

Cohort	103
Respondents	45
Response Rate	44%

Apprenticeship programs

In-School Experiences

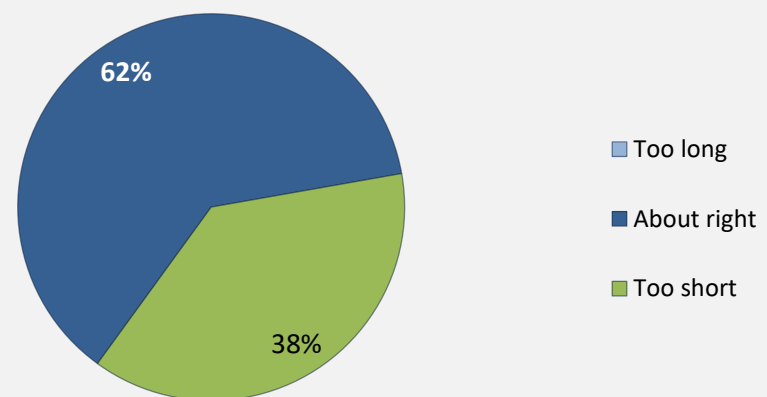
78%

obtained their
Certificate of Qualification

79%

said the knowledge and skills gained
in their program were useful in
preparing to write the Certificate of
Qualification or Red Seal certification
exams

Was the length of in-school training adequate to cover the material?



Workplace Experiences

88%

said they were very satisfied or satisfied with
their **workplace training**

86%

said their workplace training was
related to their in-school training

96%

were **employed as an apprentice**
during their program

Employment After Leaving School

98%

of employed respondents found a job in their trade,
including those who had a job to return to after their training

89%

had a **job in their trade**
to return to after their training

74%

were still working
for the same employer

Time it Took to Find Job in Their Trade
(including those who had a job to return to)

