

# Summary of Survey Results: 2021-2025

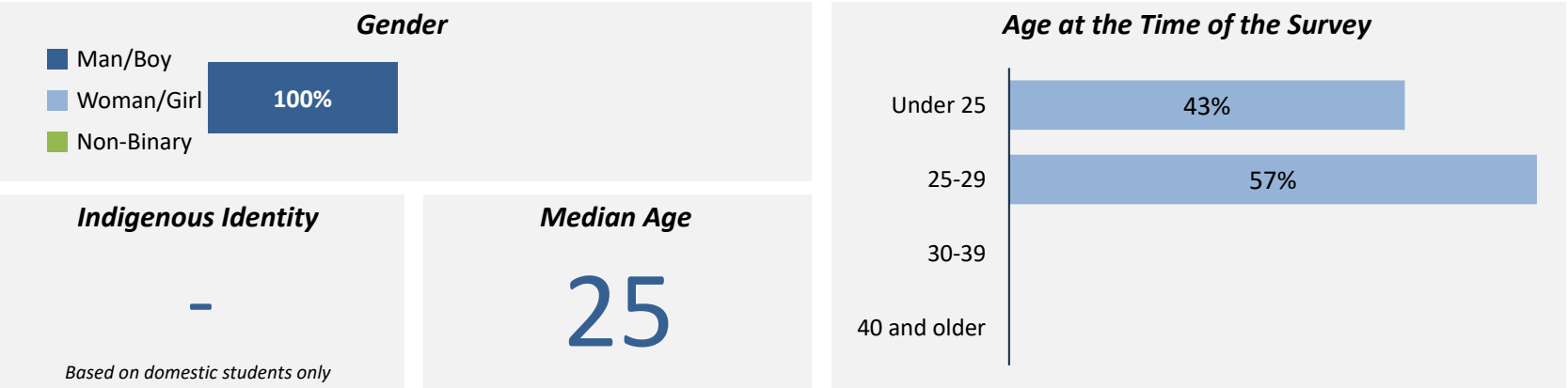
Trades Training Type:  
*Progressive apprenticeship, Traditional apprenticeship, Trades foundation, and Trades-related vocational programs*

Applied filters:  
CPC: VCC: Heavy Mechanical Technology;

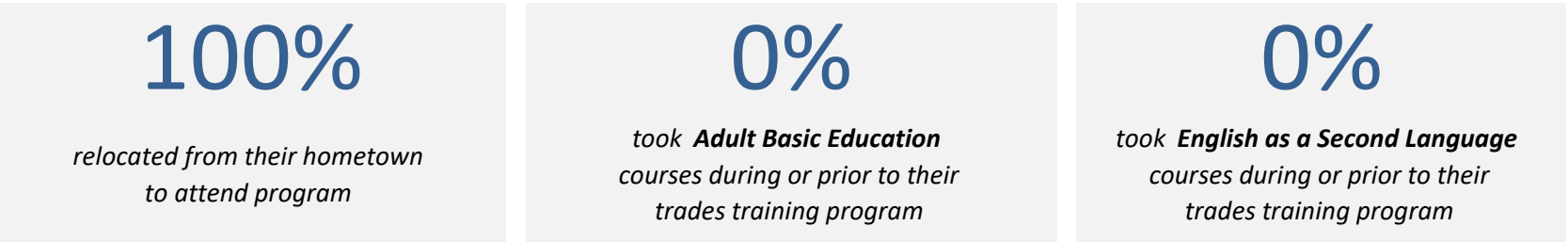
Cohort	15
Respondents	7
Response Rate	47%

## Description of Survey Respondents


### Demographics



### About the Respondents



### Region respondents were living in at the time of the survey



☒ BC Student  
☐ Outcomes

*Progressive apprenticeship, Traditional apprenticeship, Trades foundation, and Trades-related vocational programs*

*CPC: VCC: Heavy Mechanical Technology;*

<b>Cohort</b>	<b>15</b>
<b>Respondents</b>	<b>7</b>
<b>Response Rate</b>	<b>47%</b>

***In the labour force***

# 100%

### ***Employment rate***

86%

### Unemployment rate

14.3%

The "Unemployment rate" is the number of unemployed as a percentage of respondents in the labour force.

**n = 6**

Employed full-time	100%
Employed in training-related job	83%
Employed in permanent position	100%

**Hourly Wage**  
(median, main job)

\$26

**Hours Worked**  
(median, main job)

40



100%

- Very useful
- Somewhat useful
- Not very useful
- Not at all useful

**Hourly Wage Group (main job)**

Income Level	Percentage
\$15 or less	
\$15.01 to \$20	
\$20.01 to \$25	50%
\$25.01 to \$30	25%
\$30.01 to \$35	
\$35.01 to \$40	25%
More than \$40	

# employed	% of those employed
------------	---------------------

72401: Heavy-duty equipment mechanics	2	33%
72410: Automotive service technicians, truck and bus mechanics and mechanical repairers	2	33%
21301: Mechanical engineers	1	17%
12013: Supervisors, supply chain, tracking and scheduling coordination occupations	1	17%

Total of top occupations	6	100%
Total employed	6	

# Summary of Survey Results: 2021-2025

Trades Training Type:

*Progressive apprenticeship, Traditional apprenticeship,  
Trades foundation, and Trades-related vocational programs*

**Applied filters:**

CPC: VCC: Heavy Mechanical Technology;


**Cohort** 15  
**Respondents** 7  
**Response Rate** 47%

## Skill Development and Post-Secondary Experience

# 100%

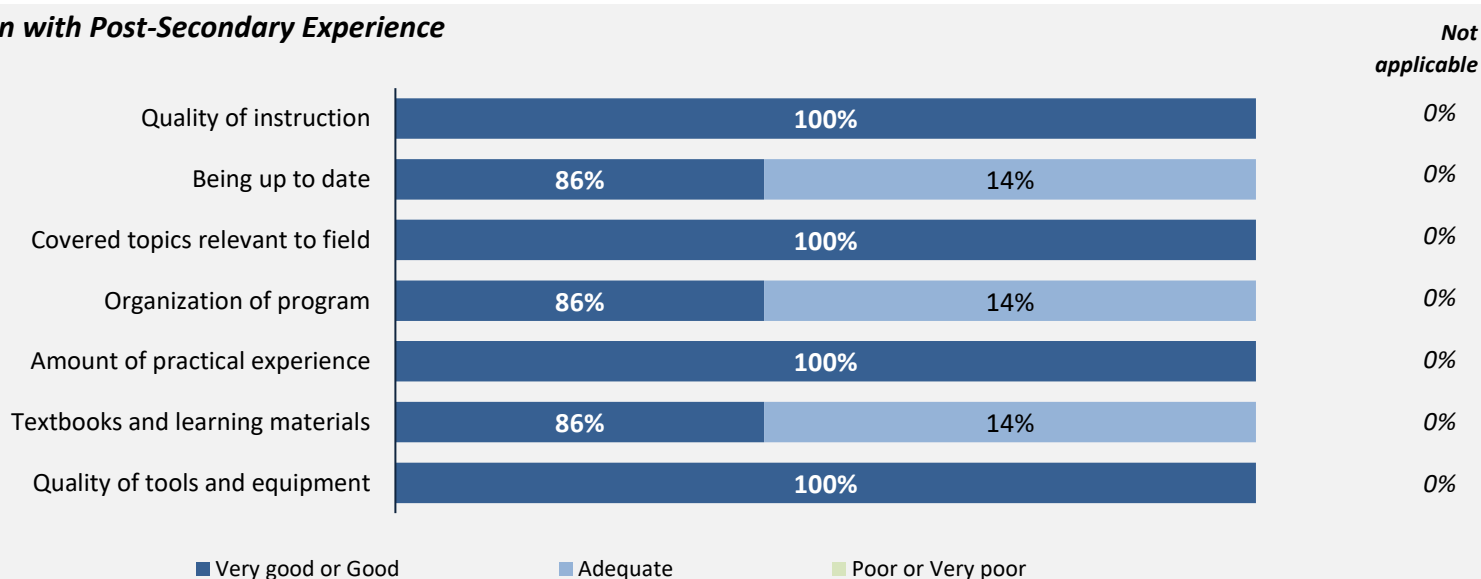
said they were very satisfied or satisfied with the education they received.

### Skill Development



Percentages are based on those who gave a valid rating, excluding those who said not applicable.

### Satisfaction with Post-Secondary Experience



Percentages are based on those who gave a valid rating, excluding those who said not applicable.

Summary of Survey Results: 2021-2025

Trades Training Type:  
Trades foundation, Trades-related vocational programs

Applied filters:  
CPC: VCC: Heavy Mechanical Technology;

Cohort	15
Respondents	7
Response Rate	47%

Trades foundation & Trades-related vocational programs

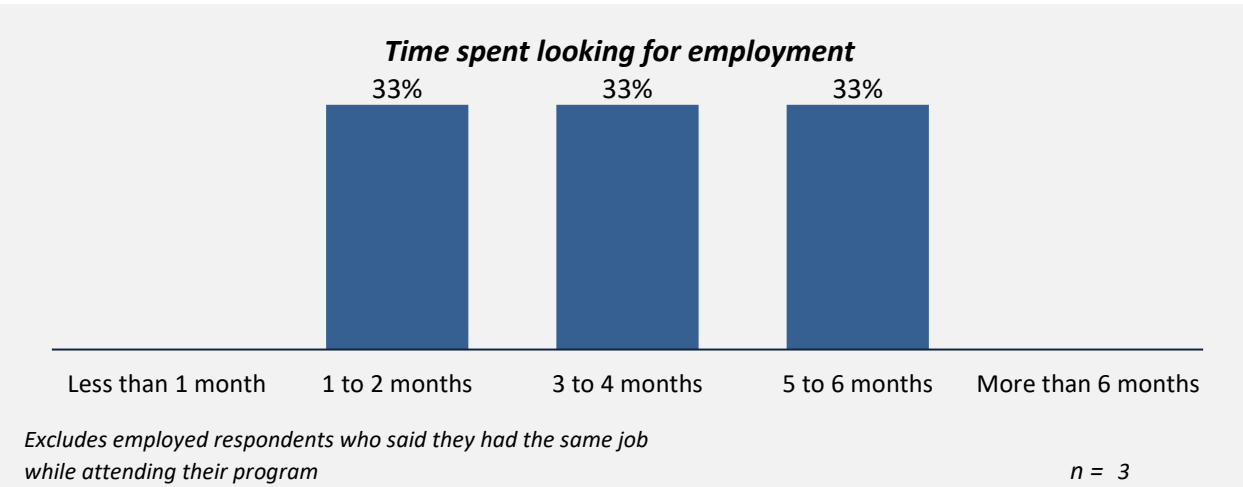
Employment After Leaving School

50%

had the same job  
before or while they were  
attending school

100%

said their education was  
useful in getting their job



Other Education

Trades-related vocational respondents only, results are shown for the education they took before and after their program.

\*Not asked since 2023

—

took further studies after  
completing their program  
n = -


—

of those who had taken further  
studies said their program  
prepared them well

—

of respondents  
were currently studying  
n = -

Further studies related to program



Of those who took further studies  
at a different institution:

—

expected transfer credit\*  
n = -

Of those who expected  
transfer credit:

—

received transfer credit\*

—

were very satisfied or satisfied  
with their transfer experience\*

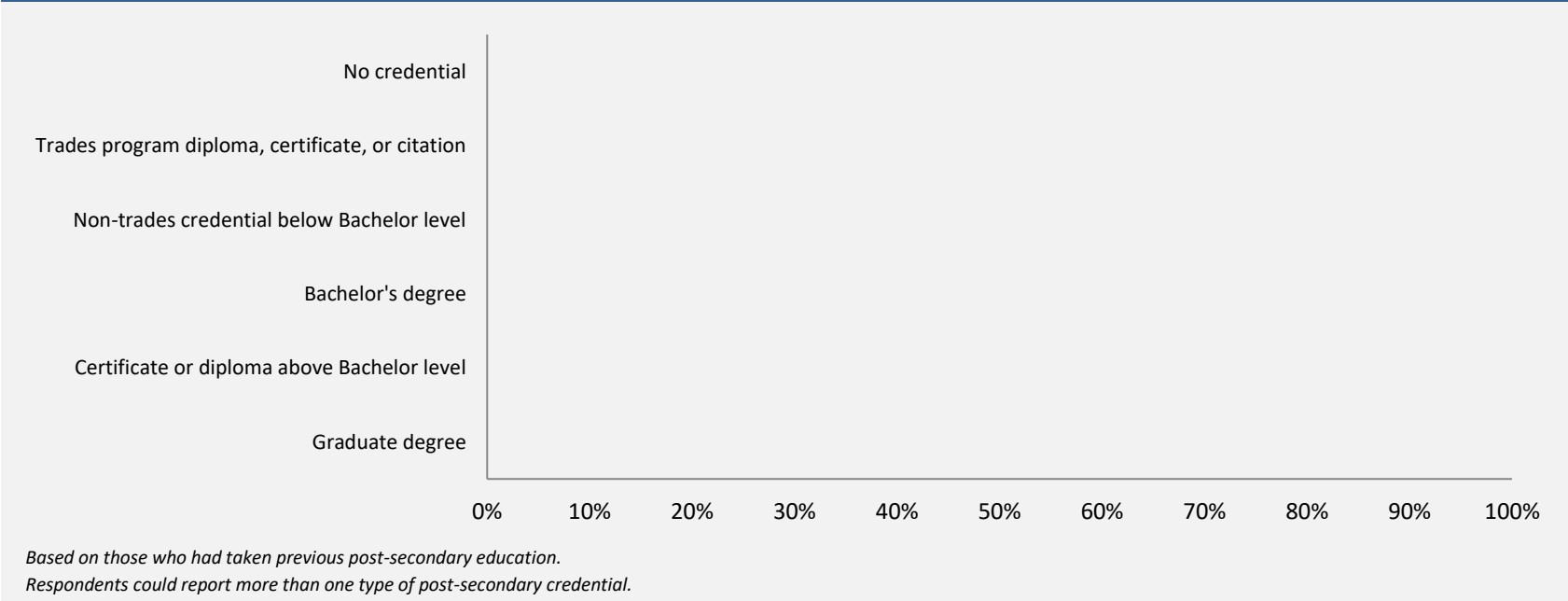
Summary of Survey Results: 2021-2025

Trades Training Type:  
Trades foundation, Trades-related vocational programs

Applied filters:  
CPC: VCC: Heavy Mechanical Technology;

Cohort	15
Respondents	7
Response Rate	47%

had taken previous post-secondary education n = -



Transition to Apprenticeship n = 7

The following results are for Trades foundation respondents only.

71%

of Trades foundation respondents tried to get employment as an apprentice after they left their program

50%

of those who tried to get employment as an apprentice were successful

