

Summary of Survey Results: 2021-2025

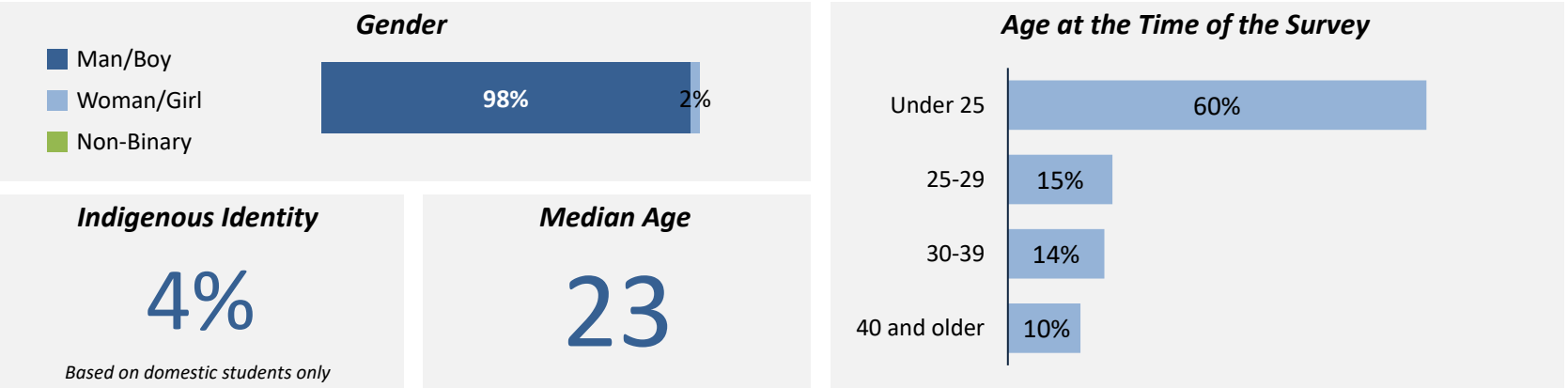
Trades Training Type:
Progressive apprenticeship, Traditional apprenticeship, Trades foundation, and Trades-related vocational programs

Applied filters:
CPC: VCC: Heavy Mechanical Trades Foundation;

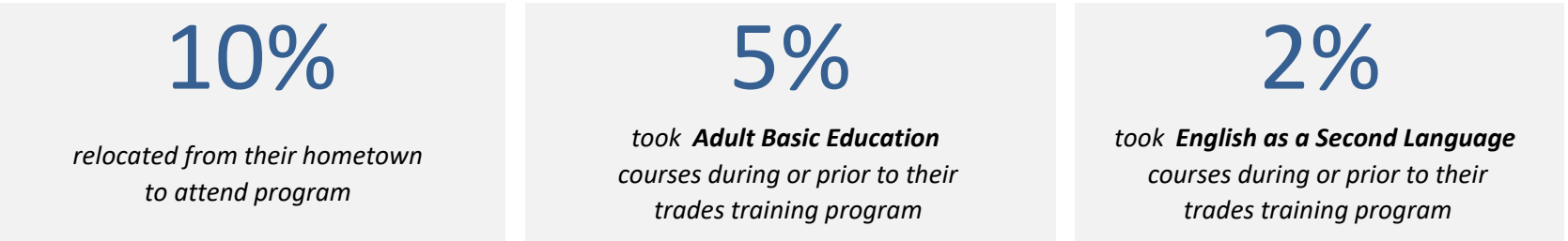
| | |
|---------------|-----|
| Cohort | 241 |
| Respondents | 86 |
| Response Rate | 36% |

Description of Survey Respondents

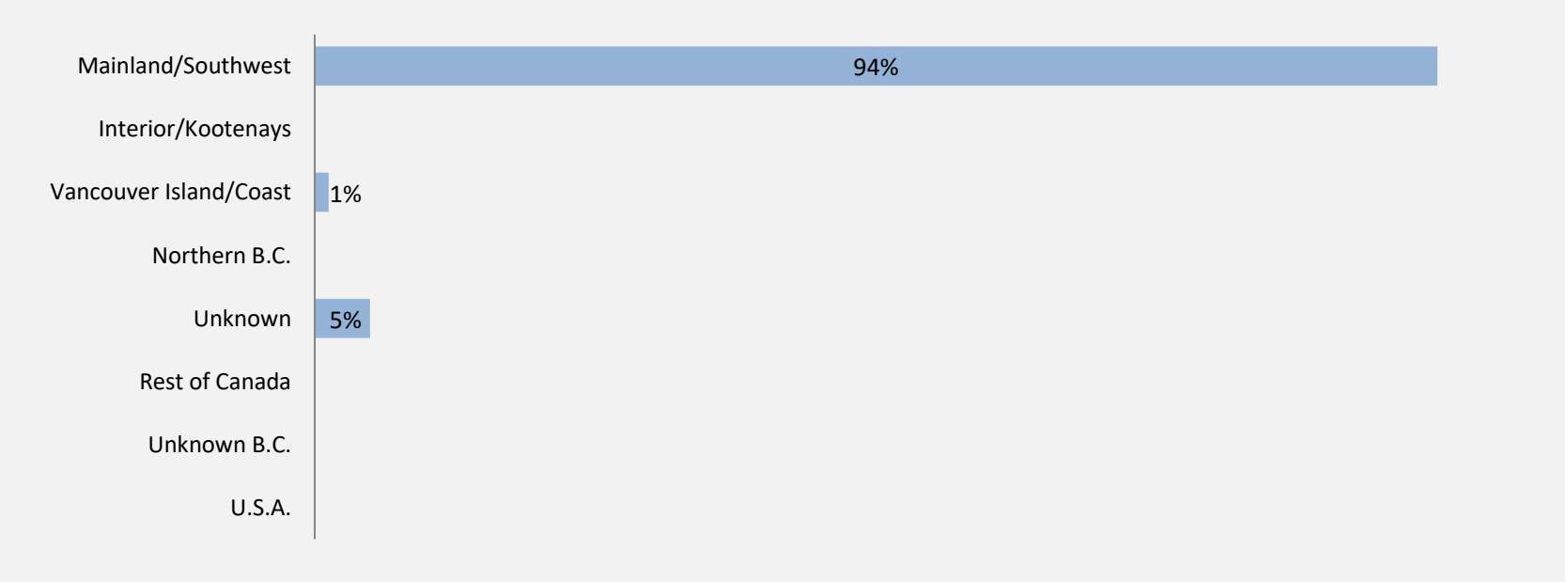
Demographics



About the Respondents



Region respondents were living in at the time of the survey



Summary of Survey Results: 2021-2025

Trades Training Type:
Progressive apprenticeship, Traditional apprenticeship, Trades foundation, and Trades-related vocational programs

Applied filters:
CPC: VCC: Heavy Mechanical Trades Foundation;

| | |
|---------------|-----|
| Cohort | 241 |
| Respondents | 86 |
| Response Rate | 36% |

Employment Outcomes

In the labour force

96%

Employment rate

90%

Unemployment rate

6.1%

The "Employment rate" is the number employed as a percentage of all respondents.
The "Unemployment rate" is the number of unemployed as a percentage of respondents in the labour force.

Of those employed:

n = 77

Employed full-time

94%

Employed in training-related job

84%

Employed in permanent position

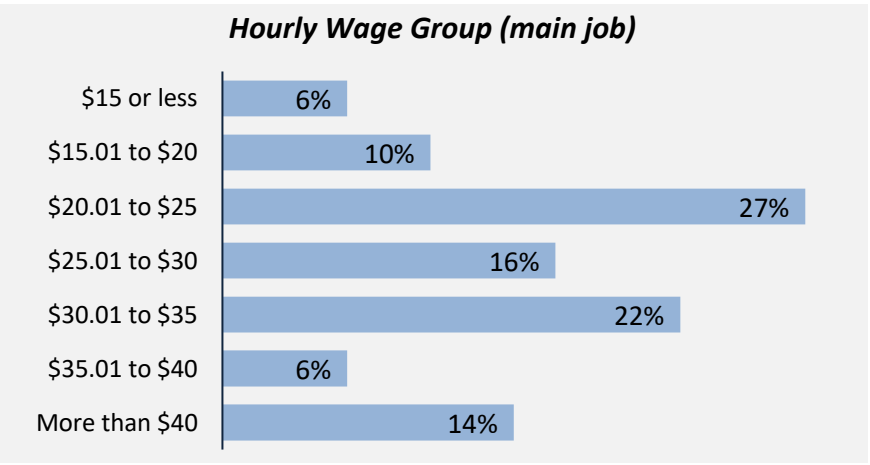
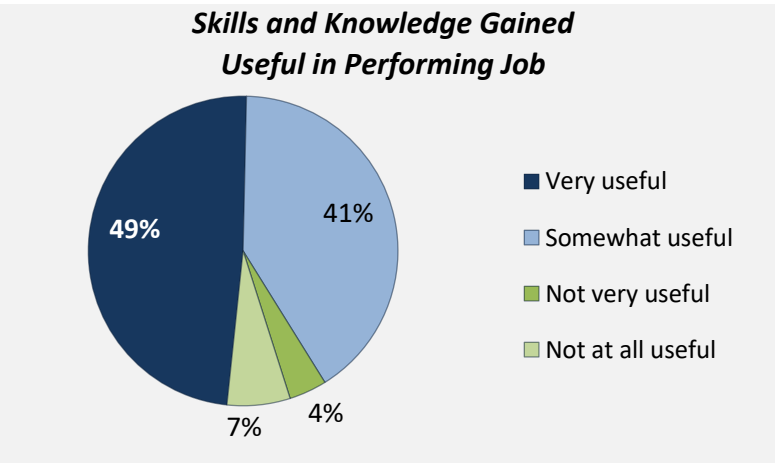
96%

Hourly Wage
(median, main job)

\$28

Hours Worked
(median, main job)

40



| Top Occupations (5-digit NOC) | # employed | % of those employed |
|---|------------|---------------------|
| 72401: Heavy-duty equipment mechanics | 34 | 44% |
| 72410: Automotive service technicians, truck and bus mechanics and mechanical repairers | 17 | 22% |
| XXXXX: Unclassified occupations | 8 | 10% |
| 75100: Longshore workers | 3 | 4% |
| 74203: Automotive and heavy truck and equipment parts installers and servicers | 3 | 4% |
| 75101: Material handlers | 2 | 3% |
| 85110: Mine labourers | 1 | 1% |
| 75201: Delivery service drivers and door-to-door distributors | 1 | 1% |
| 64100: Retail salespersons and visual merchandisers | 1 | 1% |
| 74202: Air transport ramp attendants | 1 | 1% |
| Total of top occupations | 71 | 92% |
| Total employed | 77 | |

Summary of Survey Results: 2021-2025

Trades Training Type:

*Progressive apprenticeship, Traditional apprenticeship,
Trades foundation, and Trades-related vocational programs*

Applied filters:

CPC: VCC: Heavy Mechanical Trades Foundation;

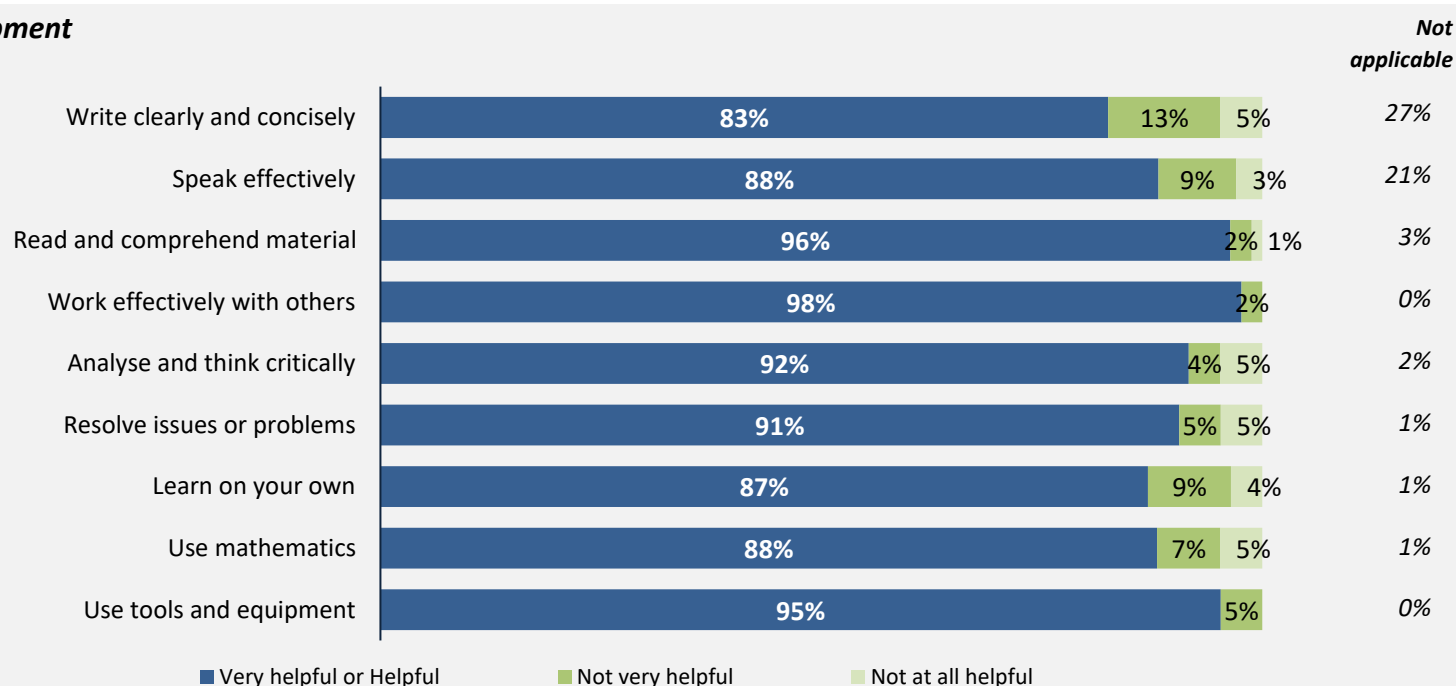
Cohort 241
Respondents 86
Response Rate 36%

Skill Development and Post-Secondary Experience

92%

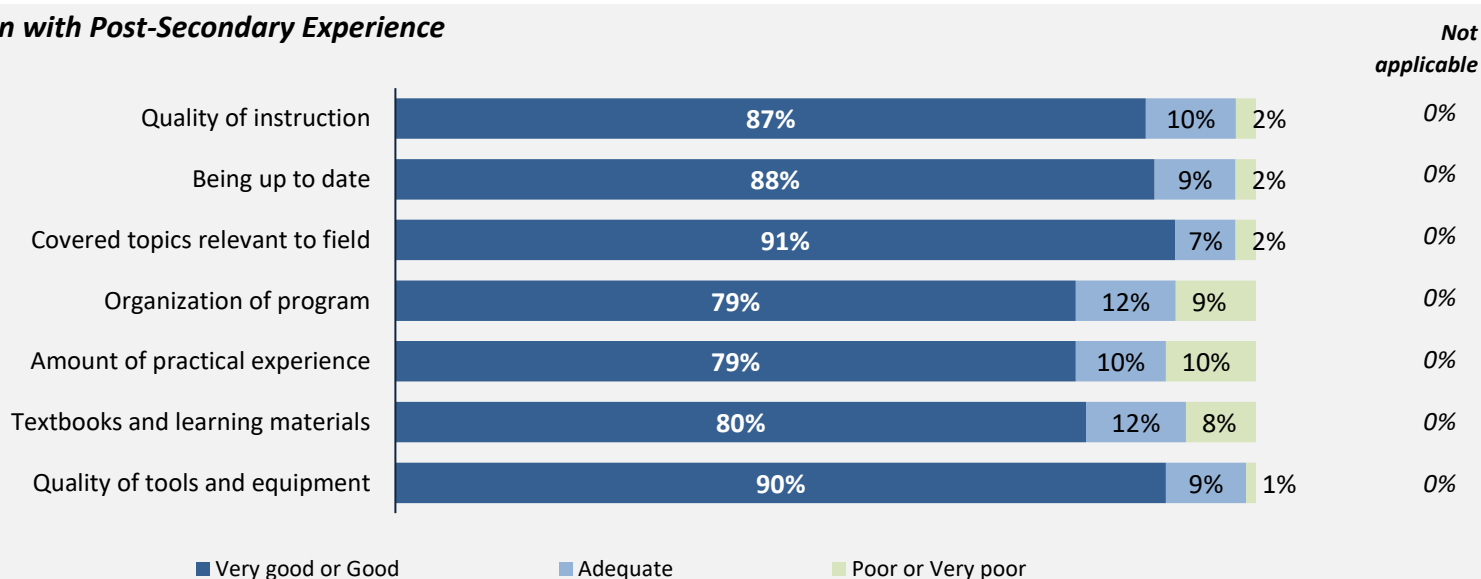
said they were very satisfied or satisfied with the education they received.

Skill Development



Percentages are based on those who gave a valid rating, excluding those who said not applicable.

Satisfaction with Post-Secondary Experience



Percentages are based on those who gave a valid rating, excluding those who said not applicable.

Summary of Survey Results: 2021-2025

Trades Training Type:
Trades foundation, Trades-related vocational programs

Applied filters:
CPC: VCC: Heavy Mechanical Trades Foundation;

| | |
|---------------|-----|
| Cohort | 241 |
| Respondents | 86 |
| Response Rate | 36% |

Trades foundation & Trades-related vocational programs

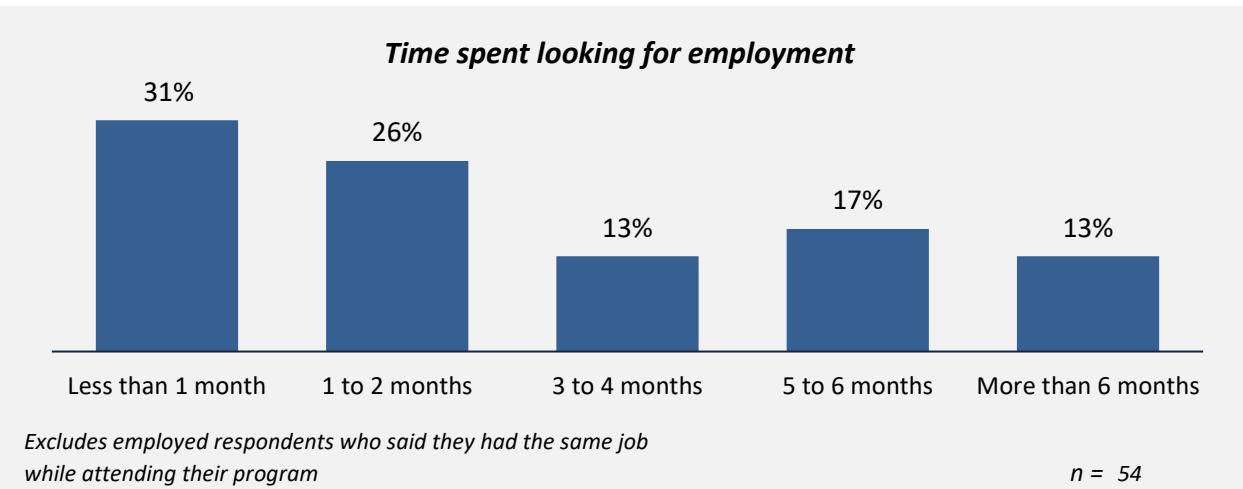
Employment After Leaving School

23%

had the same job
before or while they were
attending school

90%

said their education was
useful in getting their job



Other Education

Trades-related vocational respondents only, results are shown for the education they took before and after their program.

*Not asked since 2023

—

took further studies after
completing their program
n = -

—

of those who had taken further
studies said their program
prepared them well

—

of respondents
were currently studying
n = -

Further studies related to program



Of those who took further studies
at a different institution:

—

expected transfer credit*
n = -

Of those who expected
transfer credit:

—

received transfer credit*

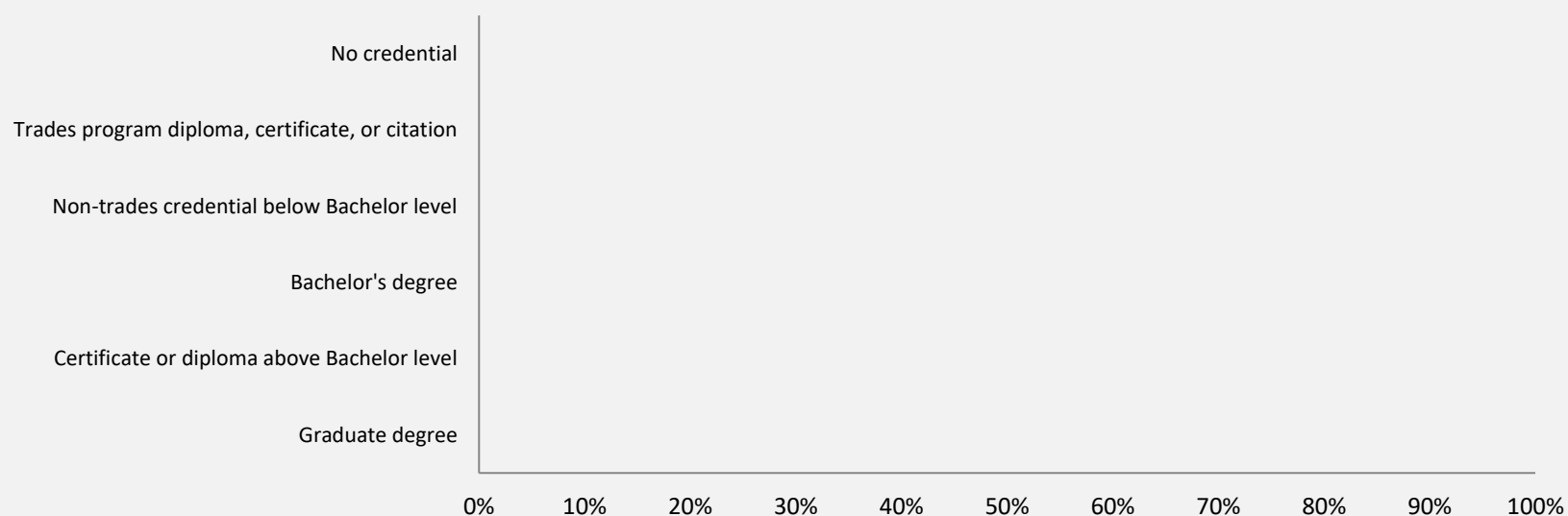
—

were very satisfied or satisfied
with their transfer experience*

Trades foundation, Trades-related vocational programs

CPC: VCC: Heavy Mechanical Trades Foundation;

| | |
|----------------------|------------|
| Cohort | 241 |
| Respondents | 86 |
| Response Rate | 36% |

$$n = -$$


Respondents could report more than one type of post-secondary credential.

The following results are for Trades foundation respondents only.

$n = 82$

*of Trades foundation
respondents tried to get
employment as an apprentice
after they left their program*

*of those who tried to get
employment as an apprentice
were successful*

☒ Very well
☐ Well
☐ Adequately
☐ Poorly
☐ Very poorly

