

Diploma, Associate Degree, and Certificate Student Outcomes

Summary of Survey Results: 2021 to 2025




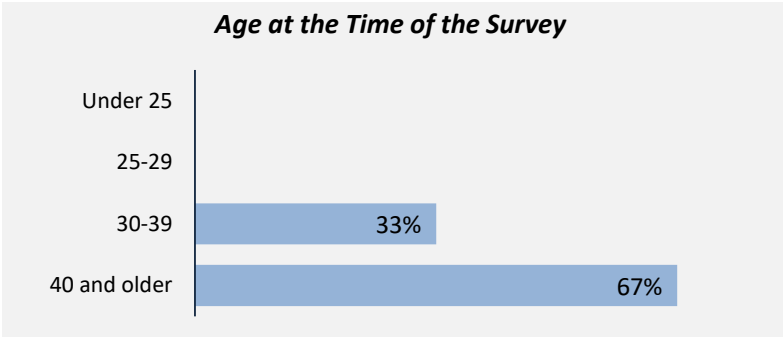

Applied filters:

CPC: VCC: Interior Design;

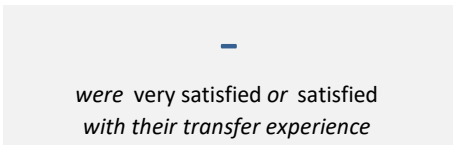
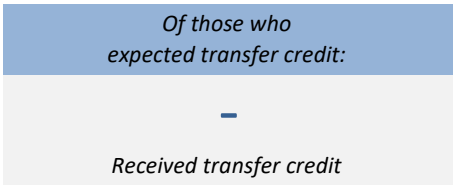
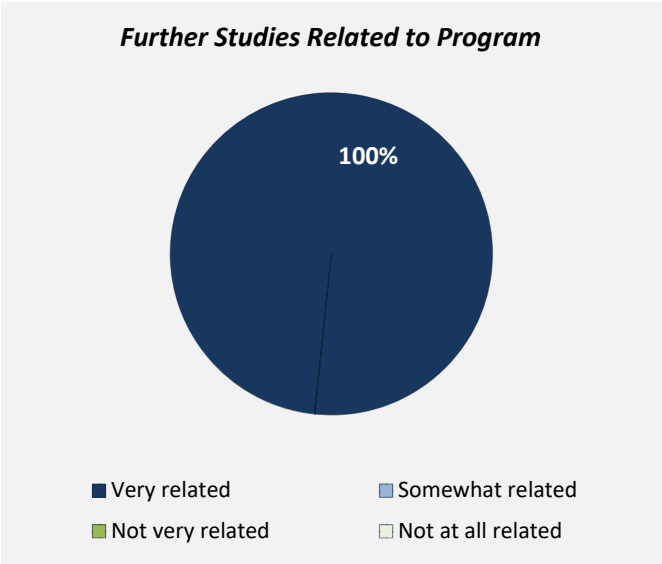
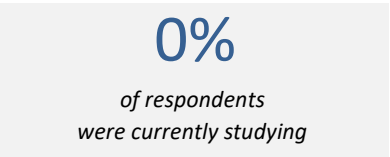
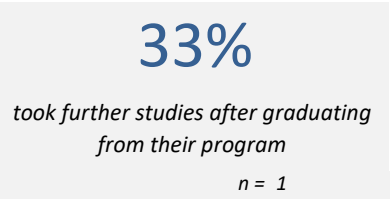
Cohort	7
Respondents	3
Response Rate	43%

Description of Survey Respondents


Demographics



Further Education



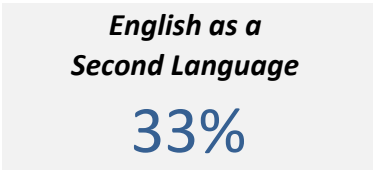
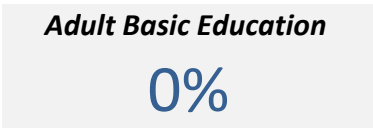
Past Education



Credentials are based on those who had taken previous post-secondary education.

Respondents could report more than one type of post-secondary credential.

Respondents were asked if they took ABE or ESL courses during or prior to their studies



	# Employed	% of those employed
40030: Managers in social, community and correctional services	1	33%
64100: Retail salespersons and visual merchandisers	1	33%
52121: Interior designers and interior decorators	1	33%
Total of top occupations	3	100%
Total employed	3	

Applied filters:

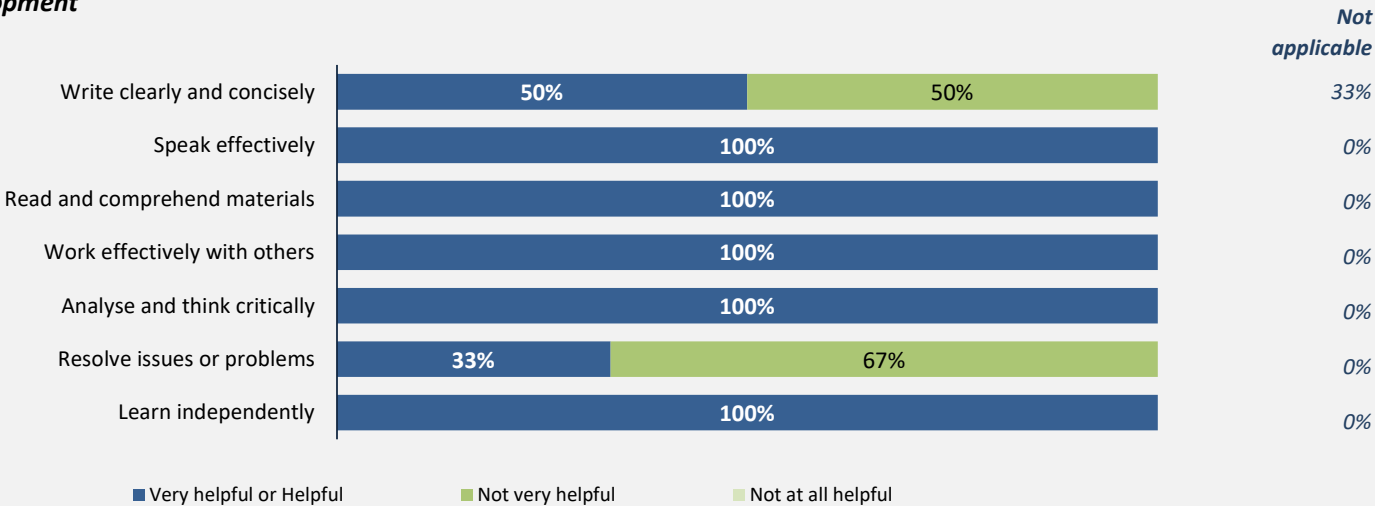
CPC: VCC: Interior Design;

Cohort	7
Respondents	3
Response Rate	43%

Skill Development and Post-Secondary Experience

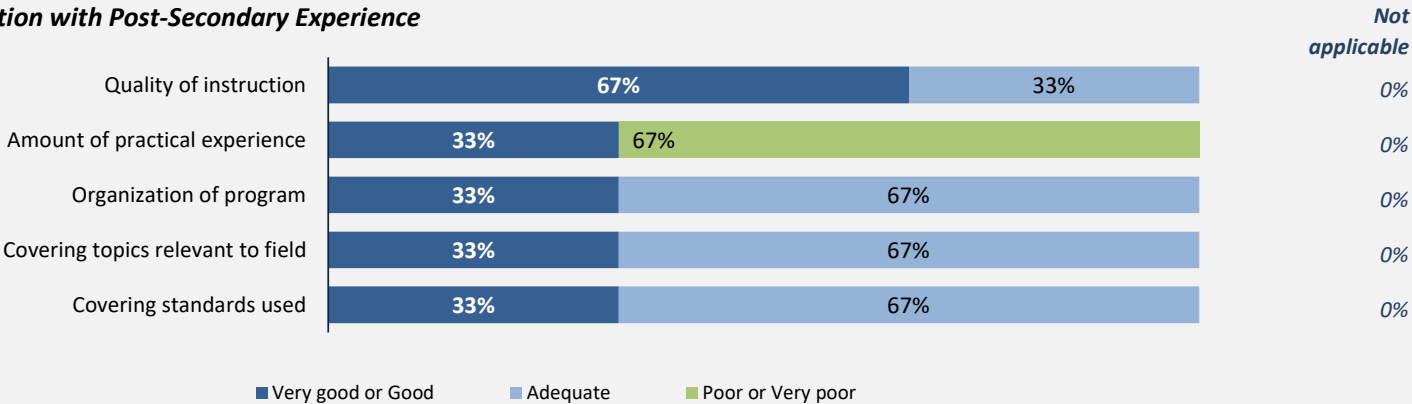
67% said they were very satisfied or satisfied with the education they received.

Skill Development



Percentages are based on those who gave a valid rating, excluding those who said Not applicable.

Satisfaction with Post-Secondary Experience



Percentages are based on those who gave a valid rating, excluding those who said Not applicable.