


Applied filters:
CPC: VCC: Interior Design;

Cohort 17
Respondents 8
Response Rate 47%


Description of Survey Respondents

Demographics

Gender



Age at the Time of the Survey



Indigenous Identity

-

Based on domestic students only.

Median Age

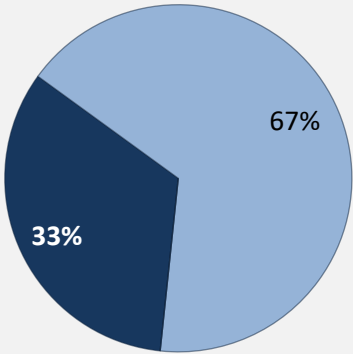
47

Further Education

38%

took further studies after graduating from their program
n = 3

Further Studies Related to Program



Very related
Somewhat related
Not very related
Not at all related

Of those who took further studies at a different institution:

67%

expected transfer credit
n = 2

Of those who expected transfer credit:

100%

Received transfer credit

100%

were very satisfied or satisfied with their transfer experience

Past Education

38%

of respondents had taken previous post-secondary education

n = 3


Respondents were asked if they took ABE or ESL courses during or prior to their studies

Adult Basic Education

0%

English as a Second Language

50%



Credentials are based on those who had taken previous post-secondary education.
Respondents could report more than one type of post-secondary credential.

CPC: VCC: Interior Design:

Cohort	17
Respondents	8
Response Rate	47%

Employment Statistics

Category	Percentage
In labour force	88%
Employment rate	88%
Unemployment rate	12%

The "Employment rate" is the number employed as a percentage of all respondents. The "Unemployment rate" is the number of unemployed as a percentage of respondents in the labour force.

Of those employed: n = 7

Category	Percentage
Employed full-time	100%
Employed in permanent job	100%
Employed in training-related job	86%
Had current job before or during...	86%

34

\$38

Response	Percentage
Strongly agree	57%
Disagree	29%
Strongly disagree	14%

- Very useful
- Useful
- Not very useful
- Not at all useful

Income Level	Percentage
\$10 or less	
\$10.01 to \$15	
\$15.01 to \$20	
\$20.01 to \$25	
\$25.01 to \$30	33%
More than \$30	67%

Duration	Percentage
Less than 1 month	0%
1 to 2 months	0%
3 to 4 months	100%
5 to 6 months	0%
More than 6 months	0%

	# Employed	% of those employed
52121: Interior designers and interior decorators	5	71%
64100: Retail salespersons and visual merchandisers	1	14%
40030: Managers in social, community and correctional services	1	14%
Total of top occupations	7	100%
Total employed	7	

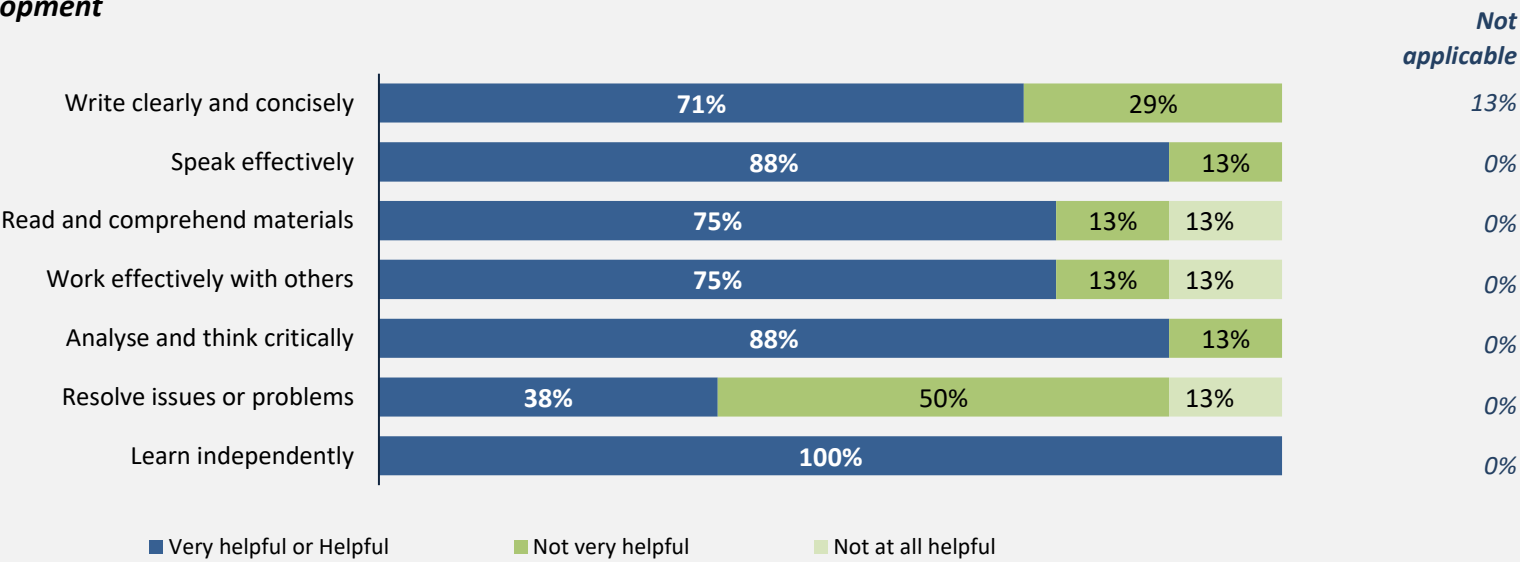
Applied filters:
CPC: VCC: Interior Design;

Cohort	17
Respondents	8
Response Rate	47%

Skill Development and Post-Secondary Experience

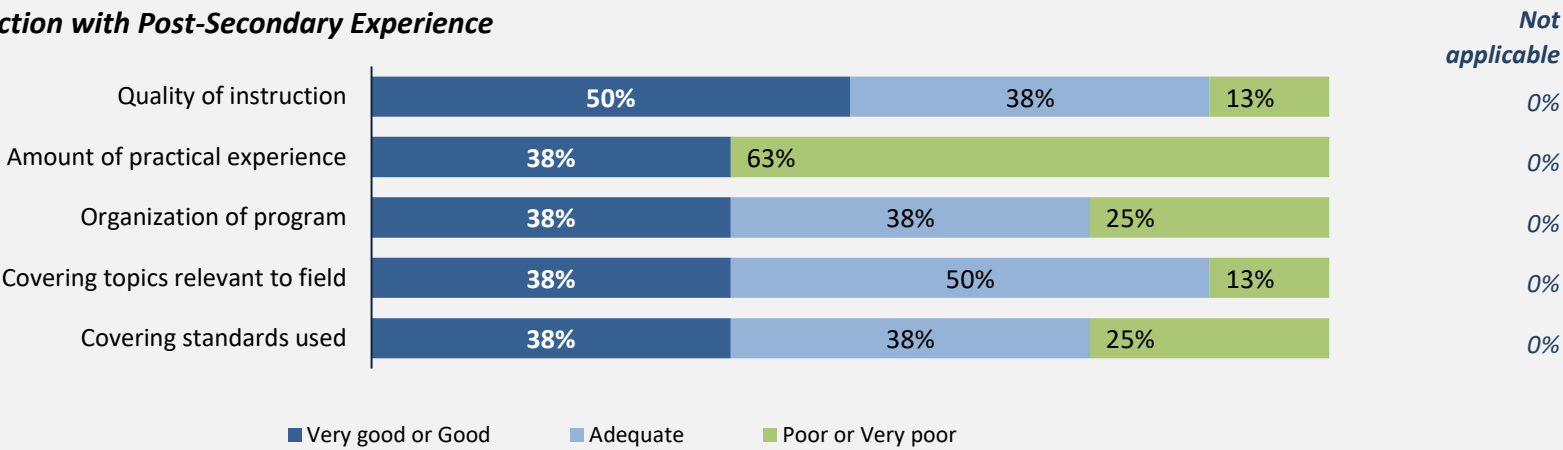
63% said they were very satisfied or satisfied with the education they received.

Skill Development



Percentages are based on those who gave a valid rating, excluding those who said Not applicable.

Satisfaction with Post-Secondary Experience



Percentages are based on those who gave a valid rating, excluding those who said Not applicable.